



86TH
ANNUAL REPORT
2023-24



TABLE OF CONTENT

Board of Directors and the Management Team	01
Notice	13
Directors' Report and its annexures	26
Auditors' Report on Standalone	104
Financial Statements	
Standalone Financial Statements	114
Auditors' Report on Consolidated	167
Financial Statements	
Consolidated Financial Statements	174
Proxy Form	231
Route Map	232





MUKAND LIMITED

BOARD OF DIRECTORS

Niraj Bajaj	Chairman & Managing Director
Prakash Mehta	Independent Director
Amit Yadav	Independent Director
Bharti Gandhi	Independent Director
Sankaran Radhakrishnan	Independent Director
A M Kulkarni	Non-Executive Director
Nirav Bajaj	Whole-time Director

THE MANAGEMENT TEAM

Niraj Bajaj	Chairman & Managing Director
Nirav Bajaj	Whole-time Director
Shashibhushan Upadhyay	President
Dhanesh K Goradia	Chief Financial Officer
Rajendra Sawant	Chief, Legal & Company Secretary
Subhankar Ashutosh Pal	Chief Operating Officer (Steel Plant, Ginigera)
Gurnam Singh	Chief Business Officer (Industrial Machinery Division)
S V Panse	Chief Executive Officer (Kalwe Steel Plant)

AUDITORS

DHC & Co., Chartered Accountants

ANNUAL GENERAL MEETING

Monday, August 05, 2024 at 11.30 a.m. at Kamalnayan Bajaj Hall, Bajaj Bhawan, Jamnalal Bajaj Marg, 226, Nariman Point, Mumbai – 400 021

REGISTERED OFFICE

Bajaj Bhawan, Jamnalal Bajaj Marg, 226, Nariman Point, Mumbai 400 021

WORKS

Dighe, Thane, Maharashtra 400 605 | Ginigera, Karnataka 583 228

CIN : L99999MH1937PLC002726

E-mail : investors@mukand.com

Website : www.mukand.com





ABOUT MUKAND

Mukand Limited stands as a beacon of excellence in the Specialty Steel industry, a position we have earned through relentless innovation and a commitment to quality over our rich 80-year history. Our journey is marked by a steadfast dedication to producing superior quality Alloy Steel and Stainless Steel products, and continually pushing the boundaries of what is possible.

Our state-of-the-art manufacturing facilities are the cornerstone of our operations. Equipped with cutting-edge technology and staffed by highly skilled technicians, these facilities allow us to produce a diverse range of steel products that meet the highest standards of quality and performance. From critical components in automotive transmissions to essential parts in nuclear reactors, to marine and ship building to architecture and infrastructure, our products are integral to a myriad of industries, enabling life, commerce, and industry on a global scale.

Innovation is at the heart of Mukand's ethos. Our dedicated team of professionals work tirelessly to develop the next big idea, driving us forward in an ever-evolving market. This culture of continuous improvement and entrepreneurial spirit ensures that we are always at the forefront of technological advancements, delivering products that not only meet but exceed the exacting demands of our customers.

Our heritage is a source of immense pride and inspiration. For over eight decades, Mukand has been a symbol of resilience and excellence in the steel industry. This rich legacy drives us to uphold the highest standards in everything we do, from our business practices to our commitment to sustainability. We understand the gravity of

our work and the responsibility we bear, knowing that our products touch the lives of people all over the world.

As we look to the future, Mukand remains committed to expanding our horizons and fortifying our position as a leader in the steel industry. Our focus on innovation-led growth, sustainability, and excellence ensures that we will continue to rise to the challenges of tomorrow, delivering products that make a real difference.

At Mukand Limited, every day is an opportunity to push the limits of innovation, enhance the quality of our products, and contribute to a better world. Our journey is far from over, and we are excited to continue making strides in the steel industry, powered by our unwavering commitment to excellence and our passion for progress.

Today, Mukand is a far cry from the Company that started operations as a 'Re-Rolling Mill' and a Foundry. With a firm presence across two key sectors, Speciality Steelmaking, focusing on long products and Heavy Machinery, we are a multi-division, multi-product conglomerate, and a vital division of the Bajaj Group of Companies. Through our association with one of the most trusted business houses in India and abroad, we embody the values synonymous with all Bajaj Group Companies; Customer centricity, Trust, and unassailable Integrity.

OUR VISION

Building a brighter tomorrow for our customers, employees and communities through best-in-class engineering products that inspire innovation, quality and excellence.



OUR CULTURE

Creating the future begins with building & sustaining a work environment where the industry's most qualified professionals drive the workforce, share ideas, and conquer some of the world's toughest challenges.

1. Build Entrepreneurial Spirit

We demonstrate owners' mindset by actively seeking out new avenues, embracing change and strive for excellence in everything we do, even during trying times.

2. Encourage Inclusivity

We seek passionate people, with diversity of thought and experiences, to build an ecosystem that respects and values different perspectives and caters to their unique needs.

3. Lead with Accountability

We hold ourselves and our teams accountable for results in the face of success or failure and push our boundaries each day.

4. Obsess Over Customer Success

We preempt the needs of our customers and aim to delight them in every interaction through unmatched experiences.

5. Nurture Transparency

We communicate information, ideas and decisions, that need an impact and foster an environment of open exchanges across the organization

6. Grow Through Collaboration

We learn and grow together in boundary-less environment, by trusting implicitly, sharing readily and working cohesively to achieve overall success..



OUR MISSION

To manufacture and deliver world-class steel products, equipment and solutions using cutting-edge technology that surpass quality benchmarks, develop an empowered and progressive work environment and make a positive impact in communities around us.



BOARD OF DIRECTORS



Niraj Bajaj
Chairman & Managing Director



Prakash V. Mehta
Independent Director



Bharti R. Gandhi
Independent Director



Amit Yadav
Independent Director



Sankaran Radhakrishnan
Independent Director



Arvind M. Kulkarni
Non-Executive Director



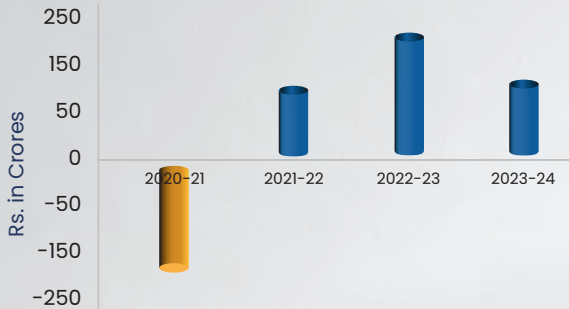
Nirav Bajaj
Whole-Time Director



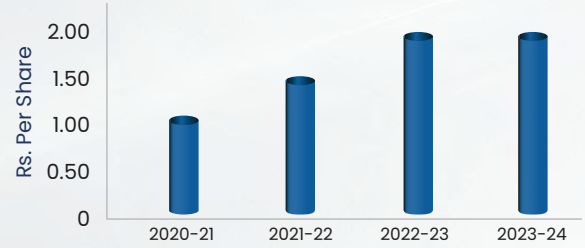


KEY HIGHLIGHTS

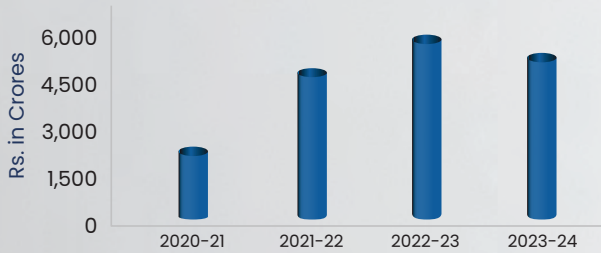
Profit After Tax



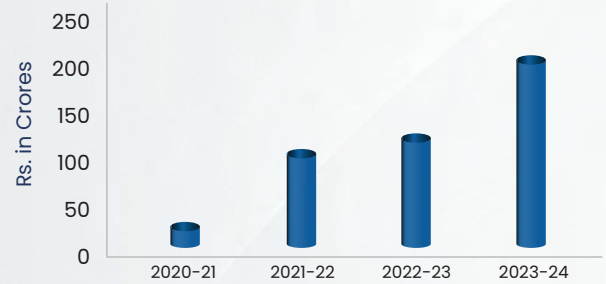
Dividend



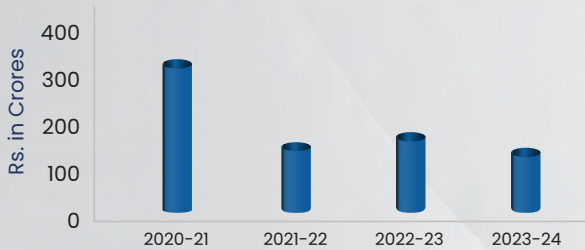
Revenue From Operations



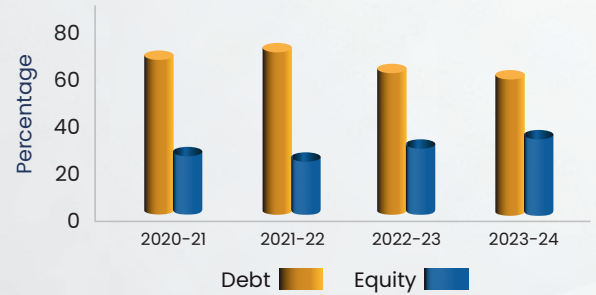
Industrial Machinery Division



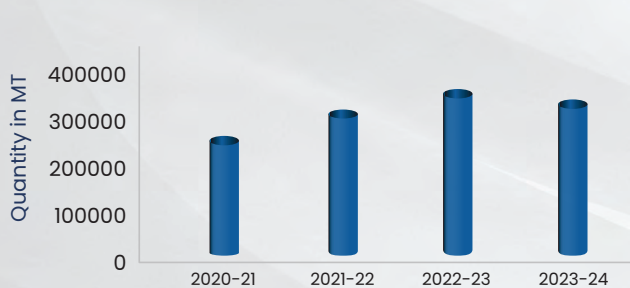
Finance Costs



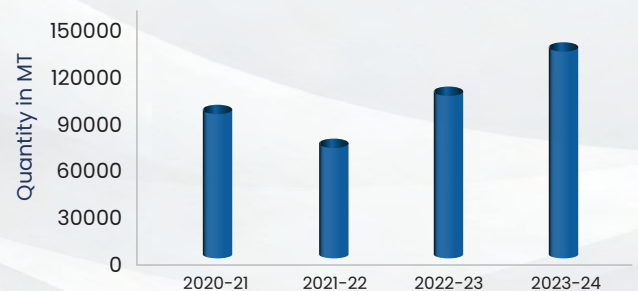
Total Debt to Equity



Alloy Steel Sales (MT)



Stainless Steel Sales (MT)





OUR PRODUCTS

Alloy Steel

At Mukand Limited, our commitment to excellence is epitomized in our range of Alloy Steel products, comprising Billets, Wire Rods and Bars. Produced at our state-of-the-art manufacturing facility in Hospet, Karnataka, these products are the cornerstone of our contribution to the automotive industry, driving innovation and quality in every piece.

Our Hospet facility is a testament to our dedication to quality and technological advancement. Equipped with cutting-edge machinery and operated by a team of highly skilled professionals, this plant ensures that every Alloy Steel product meets stringent quality standards. The manufacturing process is meticulously monitored, from the selection of raw materials to the final quality checks, ensuring consistency and excellence in our output.

Mukand's Alloy Steel is integral to the manufacturing of various components used in both two-wheeler and four-wheeler vehicles. Our Bars, and Wire Rods are transformed into essential parts such as gears, axles, crankshafts, and suspension systems, which are critical to the performance and safety of vehicles. The superior mechanical properties and durability of our Alloy Steel make it the preferred choice for automotive manufacturers.

Our commitment to quality and reliability has earned us the trust of most leading automobile manufacturing companies in India. Mukand's Alloy Steel products are synonymous with excellence and are used extensively in the production of vehicles by most of the industry giants. This trust is a testament to our unwavering focus on delivering products that not only meet but exceed industry

standards. As the automotive industry continues to evolve, Mukand Limited remains at the forefront, supplying the high-quality Alloy Steel necessary for developing next-generation vehicles.

Blooms/Billets



Wire Rods



Bars





Stainless Steel



At Mukand Limited, we pride ourselves on producing high-quality Stainless-Steel products that cater to a wide range of industries. From our state-of-the-art manufacturing facility at Kalwe, Thane, we offer Stainless Steel Bars, Stainless Steel Wire Rods, and Stainless Steel Rebars. With an annual melting capacity of 180,000 tons, our facility is a powerhouse of innovation and precision, delivering products that meet the highest standards of quality and performance.

Mukand's Stainless Steel products are trusted across a variety of industries due to their exceptional properties and versatility. In the oil and gas sector, our stainless steel components withstand harsh environments and demanding conditions, ensuring safety and reliability. The aerospace industry relies on the strength and lightweight nature of our stainless steel products for critical applications that require precision and durability. In the marine sector, our products resist corrosion and wear, making them ideal for the challenging marine environment.

The food and beverage industry values our stainless steel for its hygiene and safety standards, meeting stringent requirements. Additionally, our stainless steel products are integral to modern architectural and construction projects, offering strength, durability, and a sleek appearance.

Innovation is at the core of our operations at Mukand Limited. We continuously invest in research and development to enhance the properties of our stainless steel products, ensuring they meet the evolving needs of various industries. Our Kalwe facility's advanced capabilities allow us to produce stainless steel with superior mechanical properties and excellent corrosion resistance, setting new benchmarks in quality and performance. Our commitment to sustainability is reflected in our manufacturing processes. We strive to minimize our environmental impact through efficient resource utilization and waste management practices. By adopting sustainable practices, we not only contribute to environmental conservation but also ensure the longevity and sustainability of our operations.

Mukand's Stainless Steel products are recognized and trusted by clients worldwide. Our extensive network ensures that we can deliver our products to various markets, maintaining the same high standards of quality and reliability. The versatility and high performance of our stainless steel make it the preferred choice for industries across the globe. At Mukand Limited, our Stainless Steel Bars, Wire Rods, and Rebars are more than just products; they are solutions that drive progress across multiple industries. Serving diverse industries with top-tier stainless steel solutions, we are committed to delivering the best and setting new standards in the industry.



Industrial Machinery Division



The Industrial Machinery Division of Mukand Limited stands as a testament to its commitment to precision engineering, unmatched quality, and exceptional durability. For over six decades, this division has been at the forefront of designing and manufacturing custom heavy machinery and equipment that cater to a wide array of industries. From our very first Electric Overhead Travel (EOT) crane to creating specialized equipment for India's prestigious space program in collaboration with ISRO, our Industrial Machinery Division has consistently delivered products that meet the highest standards of engineering excellence.

Our comprehensive product portfolio is a cornerstone for many of India's leading manufacturing companies and ports. The machinery and equipment we produce are integral to their operations, providing the reliability and efficiency needed to maintain their competitive edge. The division's success is not just in the creation of these machines, but in the holistic approach it takes - encompassing design, engineering, manufacturing,

supply, erection, commissioning, and after-sales service. This end-to-end capability sets us apart as one of the very few heavy machine producers in India that can handle the entire product lifecycle.

Our Industrial Machinery Division's dedication to innovation and excellence ensures that every piece of equipment we produce is synonymous with high precision and durability. This commitment has enabled us to build a legacy of trust and dependability with our clients, who rely on our machinery for their critical operations. Whether it's creating robust cranes for industrial use or crafting specialized machinery for space exploration, our division is driven by a passion for engineering that pushes the boundaries of what is possible. As we continue to innovate and expand our capabilities, we remain focused on delivering unparalleled value and support to our clients, reinforcing Mukand Limited's position as a leader in heavy machinery manufacturing.



Our CSR Initiatives

At Mukand Limited, we firmly believe in giving back to the communities where we operate. Our commitment to Corporate Social Responsibility (CSR) is rooted in the understanding that sustainable business growth is inextricably linked to the well-being of the society around us. As part of our CSR efforts, we have undertaken various impactful initiatives in Shahpur, one of the largest Talukas in the Thane District. This region is home to a vibrant community that forms an integral part of our operational landscape.

Our CSR programs in Shahpur are designed to address critical areas that can significantly uplift the community, focusing on supporting education, nourishment, and infrastructure development for school students. By investing in these areas, we aim to create a solid foundation for the future generations, ensuring they have access to the resources and opportunities needed to thrive.

Here is a brief of some of the activities undertaken in the year 2023-24

Nutritious Food for School Students

Understanding the crucial role of proper nourishment in enhancing learning and development, Mukand Limited collaborated with the Yamuna Trust, a Bajaj Group initiative, to provide nutritious food to students in Shahpur. This project successfully reached over 9,000 students across 44 schools, significantly contributing to their health and well-being.

Nutrition is vital during the learning age of children, as it directly impacts their cognitive abilities, concentration, and overall academic performance. In rural India, initiatives like these are essential



for ensuring that children receive the sustenance needed to thrive academically and physically. By supporting their nutritional needs, we are paving the way for a healthier, more educated New India, where every child has the opportunity to learn and grow in an optimal environment.

Our committed team ensures the seamless coordination and timely delivery of raw materials, essential for the preparation of nutritious ladoos. Additionally, we prioritize the training and skill development of the women involved in this project, conducting regular training sessions to enhance their capabilities and knowledge.

Stationery and Uniforms for School Students

Building on our commitment to nurturing the educational development of students, Mukand Limited extended its support beyond the provision of nutritious food. Recognizing the multifaceted needs of students, we initiated a program to distribute school uniforms and stationery materials, addressing critical aspects of their educational journey.

This initiative aimed to achieve two significant outcomes. Firstly, by providing school uniforms, we fostered a sense of pride and belonging among the students. A uniform creates a unified identity, boosting their confidence and promoting a positive and inclusive learning environment. This sense of belonging is essential for the psychological and social development of young minds.

Secondly, our efforts helped alleviate the financial burden on the families of these students. In rural areas, the cost of education-related necessities can be a significant challenge. By supplying uniforms and essential stationery, we reduced the educational expenses for these families, allowing them to allocate their limited resources to other

vital needs. This support is instrumental in ensuring that children remain in school and receive the education they deserve.

Annual Road Race for School Students

One of the key highlights of our CSR activities in Shahpur was the successful organization of the 4th edition of our annual road race for school students. This event is a cornerstone of our efforts to promote physical fitness, sportsmanship, and community engagement among the students.

The road race saw enthusiastic participation from over 900 students representing 44 schools. This overwhelming turnout underscored the importance of such events in encouraging active lifestyles and fostering a love for sports among young people. The road race provided an excellent platform for students to showcase their athletic abilities, demonstrating their dedication and hard work.

Beyond physical fitness, the event played a crucial role in building a sense of camaraderie among participants. It brought together young minds from various schools, fostering healthy competition and promoting a spirit of unity and mutual respect. The shared experience of competing in the race helped to strengthen community bonds and instill values of teamwork and perseverance.

Through initiatives like the annual road race, Mukand Limited is committed to nurturing not just the academic but also the physical and social development of students, contributing to the overall growth and well-being of the future generation.





Notice

MUKAND LIMITED

(CIN: L99999MH1937PLC002726)

Registered Office: Bajaj Bhawan,
Jamnalal Bajaj Marg, 226, Nariman Point,

Mumbai – 400021

Tel: 022–61216666

E-mail: investors@mukand.com,

Website: www.mukand.com

To the Members,

NOTICE is hereby given that the **86th ANNUAL GENERAL MEETING** of the Members of **MUKAND LIMITED** will be held on Monday, August 05, 2024 at 11.30 a.m., at Kamalnayan Bajaj Hall, Bajaj Bhawan, Jamnalal Bajaj Marg, 226, Nariman Point, Mumbai - 400 021, to transact the following business:

ORDINARY BUSINESS:

1. To consider and adopt the audited standalone financial statements and audited consolidated financial statements of the Company for the year ended March 31, 2024, together with the Report/s of the Board of Directors and the Auditors thereon.
2. To declare dividend on 8% Cumulative Redeemable Preference Shares at the rate of 8% on paid up value of shares for the financial year ended March 31, 2024.
3. To declare a dividend on Equity Shares at the rate of Rs.2/- (Rupees Two only) per equity share for the financial year ended March 31, 2024.
4. To appoint a Director in the place of Shri Niraj Bajaj (DIN: 00028261), who retires by rotation in terms of Section 152(6) of the Companies Act, 2013 and being eligible, offers himself for re-appointment.

SPECIAL BUSINESS:

5. Re-appointment of Shri Sankaran Radhakrishnan (DIN: 00381139) as an Independent Director

To consider and pass the following Resolution as a **Special Resolution**:

“**RESOLVED THAT** pursuant to provisions of sections 149, 152, 161 and any other applicable provisions of the Companies Act, 2013, and the Rules made thereunder read with Schedule IV to the Companies Act, 2013 and Regulation 17, 25 and other applicable provisions of Securities and Exchange Board of India (Listing Obligations and Disclosure Requirements) Regulations, 2015, (including any statutory modification(s) or re-enactment(s) thereof, for the time being in force), Shri Sankaran Radhakrishnan (DIN:00381139), who was appointed as an Independent Director of the Company for a term of five years, i.e. upto May 19, 2024 and who is eligible for re-appointment and as recommended by the Nomination and Remuneration Committee, be and is hereby re-appointed as an independent director of the Company, to hold office for a second term of 5 (five) consecutive years commencing from May 20, 2024 to May 19, 2029, not liable to retire by rotation.”

RESOLVED FURTHER THAT that for the purpose of giving effect to this resolution, the Board be and is hereby authorised to do all acts, deeds, matters and things and execute all such deeds, documents, instruments and writings as it may in its sole and absolute discretion consider necessary in relation thereto.”

6. Ratification of Cost Auditor’s Remuneration

To consider and pass the following Resolution as an **Ordinary Resolution**:

“**RESOLVED THAT** pursuant to the provisions of Section 148 and all other applicable provisions, if any, of the Companies Act, 2013 as amended (“the Act”) and Rule 14 of the Companies (Audit and Auditors) Rules, 2014 and other applicable Rules and provisions if any, of the Act, and as per the recommendation of the Audit Committee, remuneration of Rs.1,20,000/- (Rs. One Lakh Twenty Thousand Only) plus reimbursement of actual travelling and other out of pocket expenses and applicable taxes to be paid to M/s. Y. R. Doshi & Co., Cost Accountants (Firm Registration No. 000003) as Cost Auditors, for conducting the audit of cost records of the Company for the financial year 2024-25, as considered and approved by the Board of Directors of the Company, be and is hereby ratified.

RESOLVED FURTHER THAT the Board of Directors of the Company (which includes any Committee of the Board), be and is hereby authorised to do all such acts, deeds, matters and things as may be considered necessary to give effect to this resolution.”

7. General approval for issue of Redeemable Non-convertible Debentures on private placement basis

To consider and pass, the following Resolution as a **Special Resolution**:

“RESOLVED THAT pursuant to the provisions of Sections 42, 71 and other applicable provisions, if any, of the Companies Act, 2013 read with the Companies (Prospectus and Allotment of Securities) Rules, 2014, the Companies (Share Capital and Debentures) Rules, 2014 and the SEBI (Issue and Listing of Debt Securities) Regulations, 2008, including any statutory modification(s) or re-enactment thereof, for the time being in force, in supersession of the earlier resolution passed in this regard by the members at the 85th Annual General Meeting, approval of the members be and is hereby accorded to the Board of Directors of the Company (hereinafter referred to as “the Board” which term shall be deemed to include any Committee of the Board constituted to exercise its powers, including the powers conferred by this Resolution) to offer or invite subscriptions for secured / unsecured redeemable Non-convertible Debentures (NCDs), in one or more series / tranches, aggregating up to Rs. 500,00,00,000/- (Rupees Five Hundred Crore only), on private placement basis, on such terms and conditions as the Board may, from time to time, determine and consider proper and most beneficial to the Company including as to when the said NCDs be issued, the consideration for the issue, utilization of the issue proceeds and all matters connected with or incidental thereto.

RESOLVED FURTHER THAT the Board be and is hereby authorised to delegate all or any of the powers herein conferred to any director(s) and/ or officer(s) of the Company, to give effect to this resolution.

RESOLVED FURTHER THAT for the purpose of giving effect to this resolution, the Board be and is hereby authorised to do all acts, deeds matters and things and execute all such deeds, documents, instruments and writings as it may in its sole and absolute discretion consider necessary in relation thereto.”

By Order of the Board of Directors
For **MUKAND LIMITED**

Rajendra Sawant
Company Secretary
Mumbai, May 15, 2024

NOTES:

1. A MEMBER ENTITLED TO ATTEND AND VOTE AT THE ABOVE MEETING IS ENTITLED TO APPOINT ONE OR MORE PROXIES TO ATTEND AND VOTE INSTEAD OF HIMSELF / HERSELF AND A PROXY NEED NOT BE A MEMBER OF THE COMPANY. THE INSTRUMENT OF PROXY MUST BE LODGED WITH THE COMPANY NOT LESS THAN 48 HOURS BEFORE THE MEETING.

A PERSON CAN ACT AS A PROXY ON BEHALF OF MEMBERS NOT EXCEEDING FIFTY (50) MEMBERS AND HOLDING IN AGGREGATE SHARES NOT MORE THAN 10 PERCENT OF THE TOTAL SHARE CAPITAL OF THE COMPANY CARRYING VOTING RIGHTS. FURTHER, A MEMBER HOLDING MORE THAN TEN PERCENT OF THE TOTAL SHARE CAPITAL OF THE COMPANY CARRYING VOTING RIGHTS MAY APPOINT A SINGLE PERSON AS A PROXY AND SUCH PERSON SHALL NOT ACT AS A PROXY FOR ANY OTHER PERSON OR SHAREHOLDER

Proxies submitted on behalf of companies must be supported by an appropriate Resolution/Authority, as applicable. Members may please note that a Proxy does not have the rights to speak at the Meeting and can vote only on poll.

2. During the period beginning 24 hours before the time fixed for the commencement of the meeting and ending with the conclusion of the meeting, members would be entitled to inspect the proxies lodged, at any time during the business hours of the Company, provided not less than three (3) days written notice is given to the Company.
3. Institutional/Corporate Shareholders (i.e. other than individuals/HUF, NRI, etc.) are required to send a scanned copy (PDF/ JPG format) of its Board or governing body Resolution/Authorization etc., authorizing its representative to attend the AGM on its behalf and to vote through remote e-voting. The said Resolution/Authorization shall be sent to the Scrutinizer by e-mail through its registered e-mail address to anirudh.tanwar@gmail.com with a copy marked to investors@mukand.com
4. Explanatory Statement pursuant to section 102 (1) of the Act in respect of special business set out in this Notice is annexed hereto. The Notice of Meeting will also be available on the Company’s website www.mukand.com and the website of KFIN Technologies Limited (formerly known as KFIN Technologies Private Limited) at <https://evoting.kfintech.com>

Brief profile of the Directors, who are liable to retire by rotation and seeking re-appointment, is annexed hereto as per requirements of regulation 36(3) of SEBI Listing Regulations and provisions of the Act.

5. Institutional Investors, who are members of the Company are encouraged to attend and vote at the 86th AGM of the Company.



6. SEBI has mandated that any service request from members holding securities in physical mode shall be entertained only upon registration of the PAN, KYC details (ISR-1) and nomination (SH-13/ISR-3). Members are requested to submit the aforesaid forms duly filled and signed along with self-attested copy of the PAN card and such other documents as prescribed in the Forms, to register or update:
- KYC details and Nomination;
 - Particulars of bank account for receiving dividend directly in their account through electronic mode or change in their address, for receiving dividend through physical instrument; and
 - Email address to receive all communication through electronic means, including Annual Report and Notice of the general meeting.

The said Forms are available on the website of the Company at www.mukand.com and on the website of KFintech at <https://www.kfintech.com/>.

Members have an option to submit the Forms in person at any of the branches of KFintech, details of which are available at <https://www.kfintech.com/contact-us/> or submit e-signed Forms online along with requisite documents by accessing the link <https://ris.kfintech.com/clientservices/isc/default.aspx#> or physical forms can be sent through post at following address: KFin Technologies Ltd. Selenium Tower B, Plot 31-32, Gachibowli Financial District, Nanakramguda, Hyderabad 500032, Telangana.

7. In terms of section 101 and 136 of the Act, read together with the Rules made thereunder, the listed companies may send the notice of annual general meeting and the annual report, including Financial Statements, Board Report etc. by electronic mode. Pursuant to the said provisions of the Act read with MCA Circulars, Notice of the AGM along with the Annual Report 2023-24 is being sent only through electronic mode to those members whose e-mail addresses are registered with the Company/Depositories. Members may note that the Notice and Annual Report 2023-24 will also be available on the Company's web site at www.mukand.com, website of the Stock Exchanges i.e. BSE & NSE at www.bseindia.com and www.nseindia.com, respectively and on the website of Company's RTA at <https://evoting.kfintech.com>
8. To receive shareholders' communications through electronic means, including Annual Reports and Notices, members are requested to kindly register/update their e-mail address with their respective depository participant, where shares are held in electronic form, where shares are held in physical form, members are advised to register their e-mail address with KFintech. In case of queries, members are requested to write to einward.ris@kfintech.com or call at the toll-free number 1800-309-4001
9. With a view to helping us serve the members better, members who holds shares in identical names and in the same order of names in more than one folio are requested to write to the Company to consolidate their holdings in one folio.
10. Members who still hold share certificates in physical form are advised to dematerialise their shareholding to also avail of numerous benefits of dematerialisation, which include easy liquidity, ease of trading and transfer, savings in stamp duty, elimination of any possibility of loss of documents and bad deliveries.
11. In case of joint holders, the member whose name appears as the first holder in the order of names as per the Register of Members of the Company will be entitled to vote at the Annual General Meeting.
12. The Company has been maintaining, *inter alia*, following statutory registers at the registered office of the Company:
- Register of contracts or arrangements in which directors are interested under section 189 of the Act.
 - Register of Directors and Key Managerial Personnel and their shareholding under section 170 of the Act
- In accordance with the MCA circulars, the said registers shall be made accessible for inspection through electronic mode without any fee during the continuance of the meeting. Members seeking to inspect such documents can send their email to investors@mukand.com
13. Pursuant to section 72 of the Act, members holding shares in physical form are advised to file nomination in the prescribed Form SH-13 (a copy of which is available on the website of the Company) with the Company's share transfer agent. In respect of shares held in electronic/demat form, the members may please contact their respective depository participant.
14. The Route Map to the venue of the meeting is annexed in this Notice.
15. In case a person has become a member of the Company after dispatch of AGM Notice, but on or before the cut-off date for e-voting, i.e., 29th July, 2024 (End of day), such person may obtain the User ID and Password from RTA/KFintech by e-mail request on einward.ris@kfintech.com

Alternatively, member may send signed copy of the request letter providing the e-mail address, mobile number, self-attested PAN copy along with client master copy (in case of electronic folio)/copy of share certificate (in case of physical folio) via e-mail at the e-mail id at investors@mukand.com for obtaining the Annual Report and Notice of AGM.

16. To prevent fraudulent transactions, Members are advised to exercise due diligence and notify the Company of any change in address or demise of any member as soon as possible. Members are also advised not to leave their demat account(s) dormant for long. Periodic statement of holdings should be obtained from the concerned Depository Participant and holdings should be verified.
17. Members desirous of getting any information about the accounts and operations of the Company are requested to address their query to the Company Secretary at the Registered Office or email at secretarial@mukand.com OR investors@mukand.com well in advance so that the same may reach him at least 7 days before the date of the meeting to enable the Management to keep the required information readily available at the meeting.
18. Members holding shares in electronic form may please note that their bank details as furnished to the respective Depositories will be printed on their dividend warrants as per the applicable regulations. The Company will not entertain any direct request from such Members for deletion or change of such bank details. Instructions, if any, already given by Members in respect of shares held in physical form will not be automatically applicable to the dividend paid on shares in electronic form
19. Instructions for e-voting for the AGM are as follows:

A. VOTING THROUGH ELECTRONIC MEANS (E-VOTING):

- i. In terms of the provisions of section 108 of the Act, read with rule 20 of the Companies (Management and Administration) Rules, 2014 as amended (hereinafter called 'the Rules' for the purpose of this section of the Notice) and regulation 44 of the Listing Regulations, and in terms of SEBI Master circular dated 11 July 2023 in relation to e-voting facility provided by Listed Entities, the members are provided with the remote e-voting facility to exercise votes on the items of business given in the Notice, through the e-voting services provided by KFin or to vote at the AGM.
- ii. **The remote e-voting period commences on August 02, 2024 at 9.00 A.M. (IST) and ends on August 4, 2024 at 5.00 P.M. (IST). During this period, Members of the Company holding shares either in physical form or in dematerialized form, as on "Cut-off date" i.e., July 29, 2024 may cast their vote electronically. The remote e-voting module shall be disabled by KFinTech for voting thereafter. A person who is not a Member as on the cut-off date should treat Notice of this Meeting for information purposes only.**
- iii. The voting rights of the Members holding shares in physical form or in dematerialized form, in respect of e-voting shall be reckoned in proportion to their share in the paid-up equity share capital as on the cut-off date i.e., July 29, 2024.
- iv. **LOGIN METHOD FOR REMOTE E-VOTING FOR INDIVIDUAL SHAREHOLDERS HOLDING SECURITIES IN DEMAT MODE:**

Pursuant to Section VI-C of the SEBI Master circular dated 11 July 2023 pertaining to "e-voting facility provided by Listed Companies", e-voting process has been enabled to all the individual demat account holders, by way of single login credential, through their demat accounts/websites of Depositories/DPs in order to increase the efficiency of the voting process. Individual demat account holders would be able to cast their vote without having to register again with the e-voting service provider (ESP) thereby not only facilitating seamless authentication but also ease and convenience of participating in e-voting process.

Shareholders are advised to update their mobile number and e-mail id with their DPs in order to access e-voting facility



Type of shareholders	Login method
Login method for Individual shareholders holding securities in demat mode with NSDL	<p>A. Users registered for NSDL IDeAS facility.</p> <ol style="list-style-type: none"> i. Open web browser by typing the URL: https://eservices.nSDL.com/ either on a personal computer or on a mobile. Once the home page of e-Services is launched, click on the “Beneficial Owner” icon under “Login” which is available under “IDeAS” section. ii. A new screen will open. Enter your User ID and Password. After successful authentication, you will be able to see e-voting services. Click on “Access to e-voting” under e-voting services and you will be able to see e-voting page. iii. Click on options available against Company name or e-voting service provider – Kfintech and you will be re- directed to e-voting service provider’s website for casting your vote during the remote e-voting period.
	<p>B. Users not registered for IDeAS e-Services:</p> <p>Option to register is available at https://eservices.nSDL.com Select “Register Online for IDeAS” Portal or click at https://eservices.nSDL.com/SecureWeb/IdeasDirectReg.jsp and proceed with completing the required fields. After successful registration, please follow the steps given above to cast your vote.</p> <p>C. By visiting the e-voting website of NSDL:</p> <ol style="list-style-type: none"> i. Visit the e-voting website of NSDL. Open web browser by typing the URL: https://www.evoting.nSDL.com/ either on a personal computer or on a mobile. Once the home page of e-voting system is launched, click on the “Login” icon, available under the “Shareholder/ Member” section. ii. A new screen will open. Enter your User ID (i. e. your 16-digit demat account number held with NSDL), Password/OTP and a Verification Code as shown on the screen. After successful authentication, you will be redirected to NSDL Depository site wherein you can see e-voting page. iii. Click on options available against Company name or e-voting service provider – KFintech and you will be redirected to e-voting service provider website for casting your vote during the remote e-voting period.
Individual Shareholders holding securities in demat mode with CDSL	<p>A. Existing users who have opted for Easi/Easiest:</p> <ol style="list-style-type: none"> i. URL to login to Easi/Easiest: https://web.cdslindia.com/myeasi/home/login or www.cdslindia.com and click on login icon and select New System Myeasi ii. Shareholders can login through their user ID and password. Option will be made available to reach e-voting page without any further authentication. iii. After successful login on Easi/Easiest, the user will also be able to see the e-voting menu. <p>The menu will have links of ESPs. Click on KFintech to cast your vote.</p>
	<p>B. Users who have not opted for Easi/Easiest:</p> <p>Option to register for Easi/ Easiest is available at https://web.cdslindia.com/myeasi/Registration/EasiRegistration and proceed with completing the required fields.</p>
	<p>C. By visiting the e-voting website of CDSL:</p> <ol style="list-style-type: none"> i. The user can directly access e-voting page by providing demat account number and PAN No. from a link in www.cdslindia.com home page. The system will authenticate the user by sending OTP on registered mobile no. and e-mail id as recorded in the demat account. ii. After successful authentication, user will be able to see the e-voting option where the e-voting is in progress and also able to directly access the system of ESP i.e. KFintech.

Type of shareholders	Login method
Individual Shareholders (holding securities in demat mode) logging in through their depository participants	i. Shareholders can also login using the login credentials of their demat account through their Depository Participant registered with NSDL/CDSL for e-voting facility. Once logged-in, you will be able to see e-voting option. ii. Once you click on e-voting option, you will be redirected to NSDL/CDSL Depository site after successful authentication, wherein you can see e-voting feature. iii. Click on options available against the Company name or e-voting service provider- KFintech and you will be redirected to e-voting service provider website for casting your vote during the remote e-voting period.

Important note: Members who are unable to retrieve User ID/ Password are advised to use Forget User ID and Forget Password option available at above mentioned website.

Helpdesk for Individual Shareholders holding securities in demat mode for any technical issues related to login through Depository i.e. NSDL and CDSL.

Members facing any technical issue – NSDL	Members facing any technical issue – CDSL
Members facing any technical issue in logging in can contact NSDL helpdesk by sending a request at evoting@nsdl.co.in or call at toll free no.: 1800 1020 990 and 1800 22 44 30	Members facing any technical issue in login can contact CDSL helpdesk by sending a request at helpdesk.evoting@cDSLindia.com or contact at 022-23058738 or 22-23058542-43.

Login method for remote e-voting for shareholders other than Individual shareholders holding securities in demat mode and shareholders holding securities in physical mode are as follows:

- i. Initial password is provided in the body of the email.
- ii. Launch internet browser and type the URL: <https://evoting.kfintech.com>, in the address bar.
- iii. Enter the login credentials i.e. User ID and password mentioned in your email. Your Folio No./DP ID Client ID will be your User ID. However, if you are already registered with KFintech for e-voting, you can use your existing User ID and password for casting your votes. You will reach the password change menu wherein you are required to mandatorily change your password. The new password shall comprise of minimum 8 characters with at least one upper case (A-Z), one lower case (a-z), one numeric value (0-9) and a special character (@,#,\$,etc.). It is strongly recommended not to share your password with any other person and take utmost care to keep your password confidential.
- iv. You need to login again with the new credentials.
- v. On successful login, the system will prompt you to select the EVENT i.e. "Mukand Limited" On the voting page, the number of shares (which represents the number of votes) held by you as on the cut-off date will appear. If you desire to cast all the votes assenting/dissenting to the resolution, enter all shares and click 'FOR'/'AGAINST' as the case may be or partially in 'FOR' and partially in 'AGAINST', but the total number in 'FOR' and/or 'AGAINST' taken together should not exceed your total shareholding as on the cut-off date. You may also choose the option 'ABSTAIN' and the shares held will not be counted under either head.
- vi. Members holding multiple folios/demat accounts shall choose the voting process separately for each folio/demat account.
- vii. Cast your votes by selecting an appropriate option and click on 'SUBMIT'. A confirmation box will be displayed. Click 'OK' to confirm, else 'CANCEL' to modify. Once you confirm, you will not be allowed to modify your vote subsequently. During the voting period, you can login multiple times till you have confirmed that you have voted on the resolution.

Corporate/institutional members (i.e. other than individuals, HUF, NRI, etc.) are required to send scanned image (PDF/JPG format) of certified true copy of relevant board resolution/authority letter etc. together with attested specimen signature of the duly authorised signatory(ies) who is/are authorised to vote, to the Scrutinizer through e-mail at anirudh.tanwar@gmail.com and may also upload the same in the e-voting module in their login.

The scanned image of the above documents should be in the naming format "MUKAND LIMITED EVENT No.'

In case of any queries/grievances, you may refer the Frequently Asked Questions (FAQs) for members and e-voting user manual available at the 'download' section of <https://evoting.kfintech.com> or call KFintech on 1800-309-4001 (toll free).

B. VOTING AT AGM:

- i. In addition to the remote e-voting facility as described above, the Company shall make a voting facility available at the venue of the annual general meeting, through Instapoll. Members attending the meeting who have not already cast their votes by remote e-voting shall be able to exercise their right at the meeting.



- ii. Members who wish to cast their vote in the Annual General Meeting are requested to keep their DP ID / Client ID and Folio number available for Instapoll.
- iii. Members who have cast their votes by remote e-voting prior to the meeting may attend the meeting but shall not be entitled to cast their vote again.

C. GENERAL INSTRUCTIONS:

- i. The Board of Directors has appointed Shri Anirudh Kumar Tanvar, Practising Company Secretary, (M-23145, CoP No. 19757) Mumbai, as the Scrutinizer to the e-voting process and voting at the AGM in a fair and transparent manner.
- ii. The Scrutinizer shall, immediately after the conclusion of voting at the AGM, first count the votes cast at the meeting, thereafter unblock the votes through e-voting in the presence of at least two (2) witnesses, not in the employment of the Company and make a consolidated Scrutinizer's report of the total votes cast in favour or against, if any, to the Chairman of the Company or any other person authorised by him after completion of the scrutiny.
- iii. The Scrutinizer shall submit his report after taking into account votes cast at the AGM as well as through remote e-voting to the Chairman or any person authorised by him for this purpose, who shall declare the result of the voting. The results shall be declared within two (2) working days from the conclusion of the AGM. The results declared along with the scrutinizer's report shall be placed on the Company's website at www.mukand.com and on the website of KFintech at <https://evoting.kfintech.com> and shall also be communicated to the stock exchanges. Subject to receipt of requisite number of votes, the resolutions shall be deemed to be passed at the AGM of the Company.

19. Dividend related information for equity and preference shares:

The Board of Directors have recommended following dividends for the financial year 2023-24 for the approval of the shareholders at the ensuing AGM –

- a. Dividend of Rs.2/- (20%) per equity share of the face value of Rs. 10/- each
- b. Dividend @ 8% per Unlisted 8% Cumulative Redeemable Preference Shares on paid-up value of shares for the financial year ended March 31, 2024.

In this regard, members may take note of the notes/information provided below:

- ❖ **Closure of Register of Members/Share Transfer Books:** Pursuant to the provisions of section 91 of the Act and regulation 42 of the Listing Regulations, the register of members and share transfer books of the Company will remain closed from July 26, 2024 to August 05, 2024 (both days inclusive) for the purpose of payment of dividend.
- ❖ **Record date for dividend:** Record date for determining eligible members for payments of aforesaid dividend (equity and 8% CRPS) is Friday, July 26, 2024 (end of day).
- ❖ **Credit of Dividend:** Subject to the provisions of section 126 of the Act, dividend on equity shares, if declared at the AGM, will be credited/dispatched on or before August 19, 2024 as under:
 - a) to all those shareholders holding shares in physical form, as per the details provided by share transfer agent of the Company i.e. KFintech to the Company, as of the closing hours on July 26, 2024; and
 - b) to all those beneficial owners holding shares in electronic form, as per the beneficial ownership data made available to the Company by National Securities Depository Ltd. (NSDL) and the Central Depository Services (India) Ltd. (CDSL) as of the close of business hours on July 26, 2024.
- ❖ **Tax Deduction at Source ('TDS'):** The Finance Act, 2020 has abolished the Dividend Distribution Tax ('DDT') and has introduced the system of dividend taxation in the hands of the shareholders with effect from 1 April 2020. Accordingly, the Company would be required to deduct Tax at Source ('TDS') in respect of approved payment of dividend to its shareholders (resident as well as non-resident).

Resident Shareholders:

As the provisions of section 194 of the Income-tax Act, 1961, tax is required to be deducted at source (TDS) at the rate of 10% in respect of payment to resident shareholders.

The aforesaid rate is subject to provisions of sections 206AA and 206AB of the Income-tax Act, 1961 which contain special provisions for TDS in respect of persons who have not provided their PAN and in respect of non-filers of income-tax return, respectively.

As per the provisions of section 206AA of the Income-tax Act, 1961 tax is required to be deducted at the highest of the following rates if the shareholder entitled to receive dividends has not furnished his Permanent Account Number ('PAN'):

- at the rate specified in section 194 of the Income-tax Act, 1961; or

- at the rate or rates in force; or
- at the rate of 20%.

TDS to be deducted at higher rate in case of non-linkage of PAN with Aadhaar

As per Section 139AA of the Income-tax Act, 1961, every person who has been allotted a PAN and who is eligible to obtain Aadhaar, shall be required to link the PAN with Aadhaar. In case of failure to comply to this, the PAN allotted shall be deemed to be invalid/inoperative and tax shall be deducted at higher rate as per the provisions of section 206AA of the Income-tax Act, 1961. The Company will be using online functionality of the Income-tax department for the above purpose and no claim shall lie against the Company for such taxes deduction.

Further, as provided in section 206AB of the Income-tax Act, 1961, tax is required to be deducted at the highest of the following rates in case of payments to specified persons:

Further, no tax shall be deducted at source on the dividend payable to a resident individual if the total dividend to be received by the said resident individual from the Company during the financial year does not exceed Rs. 5,000.

- at twice the rate specified in the relevant provision of the Income-tax Act, 1961; or
- at twice the rate or rates in force; or
- at the rate of 5%.

The term 'specified person' is defined in sub section (3) of section 206AB of the Income-tax Act, 1961 as a person who satisfies the following conditions:

- A person who has not filed the income tax return for the previous year immediately prior to the year in which tax is required to be deducted, for which the time limit of filing of return of income under section 139(1) of the Income-tax Act, 1961 has expired; and
- The aggregate of TDS and TCS in his case is Rs. 50,000 or more in such previous year.

In order to check the status of specified person, the Company would rely on the details available on the online portal of the Income tax Department and shall accordingly determine the applicable TDS rate. The Company shall not rely on any declaration in relation to non-applicability of provisions of section 206AB of the Income-tax Act, 1961.

Where sections 206AA and 206AB are applicable simultaneously i.e., in a case where the specified person has not submitted the PAN as well as not filed returns, tax shall be deducted at the higher of the rates prescribed in these two sections.

Further, no tax shall be deducted at source on the dividend payable to a resident individual if the total dividend to be received by the said resident individual from the Company during the financial year does not exceed Rs. 5,000.

Tax will not be deducted at source in cases where a shareholder provides Form 15G (where applicable)/Form 15H (applicable to an individual above the age of 60 years), provided that the eligibility conditions are met.

Blank Forms 15G and 15H can be downloaded from the link given at the end of the Company's email communication dated June 26, 2024. Please note that all fields mentioned in the Form are mandatory and the Company may reject the forms submitted, if it does not meet the requirements of the law.

NIL / lower tax shall be deducted on the dividend payable who have provided a valid certificate issued under section 197 of the Income-tax Act, 1961 for nil/ lower rate of deduction or an exemption certificate issued by the income tax authorities along with Declaration.

Also, NIL / lower tax shall be deducted on the dividend payable to following resident shareholders on submission of self-declaration as per formats enclosed as Annexure - A (Part 1) to the Company's email communication dated June 26, 2024.

- i. Insurance companies;
- ii. Mutual Funds;
- iii. Category I/ Category II Alternative Investment Fund (AIF) established in India;
- iv. New Pension System Trust;
- v. Other exempt shareholders; and
- vi. Government

The above referred documents submitted by you will be verified by us and we will consider the same while deducting the appropriate taxes, if any, provided that these documents are in accordance with the provisions of the Income Tax Act.



Non-resident Shareholders:

Tax is required to be deducted at source in the case of non-resident shareholders in accordance with the provisions of section 195 of the Income-tax Act, 1961 at the rates in force. As per the relevant provisions of the Act, the TDS on dividend shall be @ 20% plus applicable surcharge and health & education cess or applicable rate under the Double Taxation Avoidance Agreement ('DTAA'), read with applicable Multilateral Instrument (MLI), on the amount of dividend payable to the non-resident shareholders. For FII/ FPI shareholders, section 196D provides for TDS @ 20% plus applicable surcharge and health & education cess or applicable rate under the DTAA, read with applicable MLI.

In order to claim the benefit of the DTAA, non-resident shareholders will have to provide required documents/ declarations. A list of such documents/ declarations required to be provided by the shareholders is enclosed as Annexure - A (Part 2) herewith. Kindly note that the said documents should be uploaded with KFin Technologies Limited, the Registrar and Transfer Agent at <https://ris.kfintech.com/form15/> or <https://ris.kfintech.com/clientservices/isc/>. No communication on the tax determination/deduction shall be entertained after 26 July 2024.

Application of beneficial DTAA rate shall depend upon the completeness and satisfactory review by the Company, of the documents submitted by non-resident shareholders and meeting the requirement of the Income-tax Act, 1961 read with applicable DTAA. In absence of the same, the Company will not be obligated to apply the beneficial DTAA rate at the time of tax deduction on dividend.

The above referred documents submitted by you will be verified by us and we will consider the same while deducting the appropriate taxes, if any, provided that these documents are in accordance with the provisions of the Income-tax Act, 1961.

In addition to the above, NIL / lower tax shall be deducted on the dividend payable to non-resident shareholders who have provided a valid certificate issued under section 197 of the Income-tax Act, 1961 for nil/ lower rate of deduction or an exemption certificate issued by the income tax authorities along with Declaration.

Further, as provided in section 206AB of the Income-tax Act, 1961, tax is required to be deducted at the highest of the following rates in case of payments to specified persons:

- at twice the rate specified in the relevant provision of the Income-tax Act, 1961; or
- at twice the rate or rates in force; or
- at the rate of 5%.

The term 'specified person' is defined in sub section (3) of section 206AB of the Income-tax Act, 1961 as a person who satisfies the following conditions:

- A person who has not filed the income tax return for the previous year immediately prior to the year in which tax is required to be deducted, for which the time limit of filing of return of income under section 139(1) of the Income-tax Act, 1961 has expired; and

The aggregate of TDS and TCS in his case is Rs. 50,000 or more in such previous year.

A non-resident who does not have a permanent establishment in India is excluded from the scope of a specified person.

Other consideration in case of other types of shareholdings of a shareholder (both resident as well as non-resident)

- In case you hold shares under multiple accounts under different status/ category but under a single PAN, the highest rate of tax as applicable to the status in which shares held under the said PAN will be considered on the entire holding in different accounts.
- In case of joint shareholding, the withholding tax rates shall be considered basis the status of the primary beneficial shareholder.
- For deduction of tax at source, the Company would be relying on the above data shared by KFin as updated up to the record date.

Also, please provide valid declaration under Rule 37BA of the Income Tax Rules in case of Joint shareholders, Minor shareholders, etc. in case the dividend income is assessable for tax in the hands of person, other than the person whose name appears in the shareholder register as on the record date.

It may be further noted that in case tax on dividend is deducted at a higher rate in the absence of receipt of any of the details/ valid documents mentioned in preceding paragraphs from the shareholders within the timeline mentioned above, the shareholders may consider claiming appropriate refund, as may be eligible in their return of income. No claim shall lie against the Company for such taxes deducted. The Company shall arrange to email the soft copy of the TDS certificate to shareholders at the registered email ID within the prescribed time, post payment of the said dividend, if approved in the AGM. The tax credit can also be viewed in Form 26AS by logging in with your credentials (with valid PAN) at TRACES <https://www.tdscpc.gov.in/app/login.xhtml> or the e-filing website of the Income Tax department of India <https://www.incometax.gov.in/iec/foportal/>

In the event of any income tax demand (including interest, penalty, etc.) arising from any misrepresentation, inaccuracy or omission of information provided by the Shareholder/s, such Shareholder/s will be responsible to indemnify the Company and also, provide the Company with all information / documents and co-operate in any assessment/ appellate proceedings before the Tax/ Government authorities.

FAQs relating to the above are hosted on the website of KFintech at Click here https://crimg.kfintech.com/bmails/files/MUKAND_FAQs_on_TDS_on_dividend.pdf

By Order of the Board of Directors
For **MUKAND LIMITED**

Rajendra Sawant
Company Secretary
Mumbai, May 15, 2024

Annexure to the Notice

EXPLANATORY STATEMENT

[Pursuant to section 102(1) of the Companies Act, 2013 (“Act”) Read with SEBI (Listing Obligations and Disclosure Requirements) Regulations, 2015 (“SEBI LODR, 2015”) the following explanatory statement sets out all material facts relating to business mentioned under the accompanying Notice].

Item No. 5

The Members of the Company at 81st Annual General Meeting held on August 8, 2019, had appointed Shri Sankaran Radhakrishnan (DIN:00381139) as an Independent Director of the Company to hold office for a period of 5 consecutive years effective May 20, 2019 upto May 19, 2024, and therefore first term as Independent Director of Shri Sankaran Radhakrishnan was upto May 19, 2024.

The Board of Directors of the Company at its meeting held on May 15, 2024 on recommendation on Nomination and Remuneration Committee, appointed Shri Sankaran Radhakrishnan as an Independent Director of the Company for 2nd term of consecutive five years effective May 20, 2024 subject to approval of the shareholders by way of special resolution at the ensuing Annual General Meeting.

The Company has also received the following consent, declarations, etc. from Shri Sankaran Radhakrishnan, i) consent in writing to act as Director, ii) intimation in Form DIR-8 in terms of Companies (Appointment & Qualification of Directors) Rules, 2014, to the effect that he is not disqualified under Section 164(2) of the Companies Act, 2013, iii) intimation confirming his eligibility for such appointment and a declaration to the effect that he meets the criteria of independence as provided in Section 149(6) of the Act and Regulation 16 of the Listing Regulations, iv) Intimation confirming that he is not aware of any circumstance or situation which exists or may be reasonably anticipated that could impair or impact their ability to discharge their duties, and v) confirmation that he is not debarred to hold the office of Director by SEBI or any other statutory authorities.

In the opinion of the Board of Directors, Shri Sankaran Radhakrishnan fulfils the conditions for his appointment as an Independent Director as specified in the Act and Listing Regulations. Shri Sankaran Radhakrishnan is an independent of the Management. Accordingly, it is proposed to appoint Shri Sankaran Radhakrishnan as an Independent Director for a second term of 5 consecutive years commencing from 20th May, 2024 upto 19th May, 2029 in terms of Section 149 read with other applicable provisions, if any, of the Act and Regulation 25 of the SEBI LODR, 2015. Further, he will not be liable to retire by rotation. A copy of the letter of appointment of Shri Sankaran Radhakrishnan as an Independent Director stating the terms and conditions, is available for inspection by the Members at the Registered Office of the Company between 11.00 a.m. and 1.00 p.m. on all working days of the Company and will be kept open at venue of AGM till the conclusion of the AGM.

In the opinion of the Board of Directors, Shri Sankaran Radhakrishnan, being eligible, approval of members through Special resolution is sought for his re-appointment as Independent Director, pursuant to Section 149 and other applicable provisions of the Act and Rule thereunder and that the said Director shall not be liable to retire by rotation.

The Board considers that the appointment of Shri Sankaran Radhakrishnan as an Independent Director, given his vast experience and knowledge in diverse areas, will be in the best interest of the Company.

As required under Regulations 36 of the SEBI LODR, 2015 and Clause 1.2.5 of Secretarial Standards-2, brief resume of Shri Sankaran Radhakrishnan and other requisite information is annexed to Notice.

Your Directors recommend the Special Resolution at Item No. 5 for approval by the Members. Except Shri Sankaran Radhakrishnan, none of the Directors or Key Managerial Personnel or their relatives, have any concern or interest, financial or otherwise, in the said Resolution.



Item No. 6

The Board of Directors of the Company at its meeting held on May 15, 2024, on the recommendation of the Audit Committee, approved the appointment and remuneration of M/s. Y R. Doshi & Co., Cost Accountants (Firm Registration No.000003) to conduct the audit of the cost records of the Steel Plants at Kalwe and Hospet and Engineering Contracts and Industrial Machinery Division etc. at Kalwe for the financial year ending March 31, 2025, on a remuneration of Rs. 1,20,000/- (Rs. One Lakh Twenty Thousand Only) plus reimbursement of actual travelling and other out of pocket expenses plus taxes applicable.

In accordance with the provisions of Section 148 of the Companies Act, 2013 ("the Act") read with the Companies (Audit and Auditors) Rules, 2014, the remuneration payable to the Cost Auditors is required to be ratified by the members of the Company.

Accordingly, consent of the members is sought for passing an Ordinary Resolution as set out at Item no. 6 of the notice for ratification of the remuneration payable to the Cost Auditors for the financial year ending March 31, 2025.

None of the Directors, Key Managerial Personnel and their relatives is concerned or interested, financially or otherwise, in the resolution. The Board recommends the Ordinary Resolution set out at Item no. 6 of the Notice for approval by the members.

Item No. 7

Section 42 of the Companies Act, 2013 deals with private placement of securities by a company. Sub-rule (2) of the Rule 14 of the Companies (Prospectus and Allotment of Securities) Rules, 2014 states in case of offer or invitation for non-convertible debentures, where the proposed amount to be raised through such offer or invitation exceeds the limit as specified in clause (c) of sub-section (1) of section 180, it shall be sufficient if the company passes a previous special resolution only once in a year for all the offers or invitations for such debentures during the year. In order to augment long term resources for financing, *inter alia*, the ongoing capital expenditure and for general corporate purposes, the Company may offer or invite subscription for secured / unsecured NCDs in one more series or tranche.

Accordingly, in supersession of earlier resolution passed in this regard by the members at Company's 85th AGM held on August 11, 2023, general consent of the members is being sought for passing a Special Resolution as set out at Item no. 7 of the Notice for issue of secured/unsecured redeemable NCDs on a private placement basis, from time to time, for a year from the date of passing of this resolution, in one more series or tranches. The NCDs would be issued for cash either at par or premium or at a discount to face value depending upon the prevailing market conditions. This Resolution enables the Board of Directors of the Company to offer or invite subscription for non-convertible debentures, as may be required by the Company, from time to time for a year from the conclusion of this Annual General Meeting.

None of the Directors or Key Managerial Personnel of the Company or their relatives is, in any way, concerned or interested, financially or otherwise, in the aforesaid Resolution. The Board recommends the Special Resolution at Item no. 7 of the notice for approval by the members.

By Order of the Board of Directors
For **MUKAND LIMITED**

Rajendra Sawant
Company Secretary
Mumbai, May 15, 2024

Annexure to the Notice

Profile of Director

Brief profile of Director seeking appointment / re-appointment at the Annual General Meeting

(Pursuant to SEBI (Listing Obligations and Disclosure Requirements) Regulations 2015 and Clause 1.2.5 of Secretarial Standard - 2 on General Meetings)

Name of Director	Sankaran Radhakrishnan	Niraj Bajaj
Current Designation	Independent Director	Chairman & Managing Director
DIN of Director	00381139	00028261
Nationality	Indian	Indian
Date of Birth	September 12, 1949	October 10, 1954
Age	74 years	69 years
First appointment on Board	May 20, 2019	July 3, 1989
Qualification and Experience	Shri Sankaran Radhakrishnan holds a Bachelor's degree in Engineering (Mech.) from Madras University and an MBA (Finance & Marketing) from the Indian Institute of Management (IIM), Kolkata. He has extensive experience in the field of manufacturing, designing, planning and quality control of Precision Machinery and Heavy duty Industrial Machines	Shri Niraj Bajaj, did his B.Com. from Sydenham College of Commerce & Economics, Mumbai and has completed his master's in business administration (MBA) from Harvard Business School, Boston, U.S.A. Shri Niraj Bajaj is one of the promoter of Bajaj Group. He was the President of the Indian Merchants' Chamber, over a decade ago, when it was celebrating its Centenary year. He was selected by World Economic Forum, as one of the "Global Leaders for Tomorrow", in 1993. He was also President of the Alloy Steel Producer's Association of India and Indian Stainless Steel Development Association. He has over 42 years of Industry experience
Board meetings held /attended FY:2023-24	4/4	4/4
Membership/ Chairmanship of Committees in other public companies as on March 31, 2024.	Provided under Corporate Governance Report section of Annual Report	Provided under Corporate Governance Report section of Annual Report
Equity Shareholding in Mukand Ltd. As on March 31, 2024	833	1,19,45,461
Relationship between directors <i>inter-se</i> and other KMP of the Company	None	Shri Niraj Bajaj is related to Shri Niravnayan Bajaj, Whole time Director of the Company.
Terms and conditions of appointment with details of remuneration last drawn	N.A.	Director liable to retire by rotation. During the FY 2023-24, Shri Niraj Bajaj was paid total remuneration of Rs.1.74 crore.



Name of Director	Sankaran Radhakrishnan	Niraj Bajaj
List of Directorships in other companies as on March 31, 2024	1) Mukand Sumi Metal Processing Limited 2) Vidyavihar Containers Limited 3) Bombay Forging Limited	1) Bajaj Auto Limited 2) Bajaj Allianz General Insurance Company Limited 3) Bajaj Allianz Life Insurance Company Limited 4) Jamnalal Sons Private Limited 5) Jeewan Limited 6) Bachhraj and Company Private Limited 7) Baroda Industries Private Limited 8) Bajaj Sevashram Private Limited 9) Mahakalpa Arogya Pratisthan 10) Bhoopati Shikshan Pratisthan 11) Niraj Holdings Private Limited 12) Sanraj Nayan Investments Private Limited 13) IMC Chamber of Commerce And Industry 14) Foundation For Promotion of Sports and Games 15) Bajaj Holdings & Investment Limited 16) Mukand Sumi Special Steel Limited 17) CSEP Research Foundation 18) JSPL Investment Managers Private Limited

Board's Report

- The Directors present the 86th Annual Report along with the Audited Financial Statements of the Company for the year ended March 31, 2024.

2. Financial Results

Standalone Financial Highlights

(Rs. in crore)

Description	Financial Year 2023-24	Financial Year 2022-23
Total Income	5,233.13	6,203.47
Earnings before Interest, Depreciation and Tax	300.76	408.27
Interest (net) and Depreciation	172.59	214.00
Profit before tax	128.17	194.27
Excess / (short) provision tax for earlier years (net)	-	(3.99)
Current Tax / Deferred Tax Credit / (Charge) (net)	(24.50)	(4.80)
Profit for the year	103.67	185.48
Other Comprehensive Income (net)	(9.93)	5.74
Total Comprehensive Income	93.74	191.22
Earnings per Share (in Rupees)	7.17	12.84

3. Financial Performance and the State of Company's affairs

The total income for the year is to Rs. 5,233.13 crore as compared to Rs. 6,203.47 crore in the previous year. Profit before Tax for the year is at Rs. 128.17 crore as against profit before tax of Rs. 194.27 crore in the previous year.

The revenue of the Steel division stood at Rs.4,995.93 crore for the year as against Rs. 5,480.18 crore of the previous year while the revenue of the Industrial Machinery Division stood at Rs. 222.87 crore as against Rs. 140.33 crore of the previous year.

4. Dividend & Transfer to reserve

The Directors recommend dividend @ 8% on 8% Cumulative Redeemable Preference Shares of Rs.10/- each issued in FY 2019-20.

The Directors also recommend dividend @ Rs.2 per equity share for the year under Report.

Dividend Distribution policy: pursuant to provisions of SEBI (Listing Obligations and Disclosures Requirements) Regulations, 2015 ("SEBI LODR, 2015"), as amended from time to time, the Board of Directors of the Company at its meeting held on May 25, 2021 has formulated a dividend distribution policy of the Company. The said policy has been uploaded on the website of the Company and can be accessed at https://www.mukand.com/wp-content/uploads/2021/08/Dividend_Distribution_Policy.pdf

5. Demerger of Subsidiary Company

During the year the Company has made application to National Company Law Tribunal for demerger of Stainless Steel Cold Finished Bars and Wires Undertaking of Mukand Sumi Metal Processing Limited ("MSMPL" or "Demerged Company"), on a going concern basis into the Company ("Resulting Company") pursuant to Sections 230 to 232 read with Section 52 and other applicable provisions of the Companies Act, 2013.

6. Joint Venture and Other

Mukand Sumi Special Steel Limited (MSSSL)

MSSSL is a Joint Venture with Sumitomo Corporation (SC), Japan in the Business of manufacturing and marketing Alloy Steel bars and rods.

Mukand Sumi Metal Processing Limited (MSMPL)

MSMPL is a wholly owned subsidiary of the Company. MSMPL is *inter-alia*, engaged in manufacturing, purchase, refinement, preparation, import, export, sale and generally deal in iron & steel in all forms, and/or by-products thereof. It is also engaged in the business of stainless steel cold finished bars and wires and treasury and investment business.

Mukand Heavy Engineering Limited (MHEL)

The Company incorporated MHEL as its 99.90% subsidiary on December 15, 2023 to carry out business in the field of Industrial Machinery and Gear Box Manufacturing.



7. Finance

Share Capital

The paid-up equity share capital as on March 31, 2024, was Rs.144.51 crore. There is no change in the paid-up share Capital of the Company during the year under review.

Monetization of assets

During the year under report, the Company disposed off 5.51% of equity stake held by the Company in Mukand Sumi Special Steel Ltd, to Jamnalal Sons Private Ltd, an entity belonging to the promoter group of the Company on May 02, 2023, for a total consideration of Rs 147.58 crore.

Material Changes & Commitments

There have been no material changes and commitments, affecting the financial position of the Company, which have occurred between the end of the financial year of the Company and the date of this report. Management expects to recover carrying amount of all its assets as appearing in the financial statements as at March 31, 2024.

Fixed Deposits

During the year, the Company has decided not to renew Circular in the form of advertisement inviting Fixed Deposit from its members. The Company has not accepted any deposits from members since August 11, 2023. For the period from April 01, 2023 to August 11, 2023 the Company accepted deposits of Rs.1.64 crore. During the year, the Company repaid deposits of Rs.1.10 crore. The total outstanding deposits as on March 31, 2024 was Rs.43.62 crore. There are no deposits which are not in compliance with the requirements of Chapter V of the Companies Act, 2013.

The current rate of Interest on continuing Fixed Deposits is as under:

Shareholders - Rate of Interest 7.50% for 3 years

Senior Citizen Shareholders - Rate of Interest 7.75% for 3 years

Credit Rating

The rating agency CRISIL Ratings Limited vide its letter dated August 21,2023, has assigned following ratings to bank facility and debt instrument of the Company as stated below:

Particulars	Amount (Rs. in crore)	Rating FY 2023-24	Amount (Rs. in crore)	Rating FY 2022-23
CRISIL Ratings Ltd. (wef 21.08.2023)			Acuite Ratings and Research Ltd	
Bank Guarantee	184.90	CRISIL A2	185.00	ACUITE A3+
Cash Credit	0.10	CRISIL BBB+/ Stable		
Term Loan	1400.00	CRISIL BBB+/ Stable	1400.48	ACUITE BBB / Outlook : Stable
Fixed Deposits	75.00	CRISIL BBB+/ Stable	180.48	ACUITE BBB / Outlook : Stable

Acuite Ratings and Research Ltd (upto 03.01.2024) (Ref Note below)

Bank Guarantee	185.00	ACUITE A3+
Cash Credit		
Term Loan	1400.48	ACUITE BBB / Outlook : Stable
Fixed Deposits	180.48	ACUITE BBB / Outlook : Stable

Note : Acuite Ratings & Research Ltd vide its letters dated January 3, 2024 has withdrawn rating assigned to bank facilities and 180 days Notice of Withdrawal for rating assigned to Fixed Deposits of the Company.

Corporate Social Responsibility (CSR)

In view of amendment to Section 135 of Companies Act, 2013, a company is required to have a CSR Committee, if it is required to spend more than Rs.50 Lakhs toward CSR activities. Accordingly, the Board at its Meeting held on May 16, 2023, constituted the CSR Committee as follows :

Shri Niraj Bajaj – Chairman

Smt Bharti R Gandhi – Member

Shri Sankaran Radhakrishnan – Member

Report on CSR activities carried out by the Company, Joint Venture Companies and by the Bajaj Group is enclosed as part of this report as **Annexure-1**.

Statutory Disclosures

The Statutory Disclosures in accordance with Section 134 read with Rule 8 of Companies (Accounts) Rules 2014, Section 178, Section 197 read with Rule 5 of Companies (Appointment and Remuneration of Managerial Personnel) Rules, 2014 and SEBI LODR, 2015 are given in the annexures to this Report.

Management Discussion and Analysis

As required under Regulation 34(2) read with Schedule V of SEBI LODR, 2015, Management Discussion and Analysis is enclosed as a part of this report as **Annexure-2**.

Business Responsibility and Sustainability Report

As required under Regulation 34(2)(f) of SEBI LODR, 2015, Business Responsibility and Sustainability Report is enclosed as a part of this report as **Annexure-3**.

Corporate Governance Report

The Company has complied with the Corporate Governance requirements under the Act and SEBI Listing Regulations.

A report on Corporate Governance together with the certificate of the statutory auditors confirming compliance with the conditions of Corporate Governance as stipulated in Regulation 34(3) read with Schedule V of SEBI LODR 2015 is enclosed as a part of this report as **Annexure-4**.

During the year under review, 4 (Four) Meetings of the Board of Directors of the Company were convened and held. Detailed information on the meetings of the Board and its various Committees are included in Corporate Governance Report forming part of this report.

Annual Return

Annual Return as at March 31, 2024 in the prescribed format under the Companies Act, 2013 (Draft MGT-7) is available on the website of the Company and same can be accessed at <https://www.mukand.com/investors/annual-reports>

Directors' Responsibility Statement

Pursuant to Section 134 (3)(c) of the Companies Act, 2013, the Directors, to the best of their knowledge and belief, confirm that:

- i) In the preparation of the annual accounts, the applicable accounting standards have been followed and there is no material departures.
- ii) Appropriate accounting policies have been selected and applied consistently. Judgments and estimates that are reasonable and prudent have been made so as to give a true and fair view of the state of affairs of the Company as at March 31, 2024, and of the profit of the Company for the year ended March 31, 2024.
- iii) Proper and sufficient care has been taken for the maintenance of adequate accounting records in accordance with the provisions of the Companies Act, 2013 for safeguarding the assets of the Company and for preventing and detecting fraud and other irregularities.
- iv) The Annual Accounts have been prepared on a going concern basis.
- v) Internal financial controls have been laid down and followed by the Company and that such controls are adequate and are operating effectively.
- vi) Proper systems have been devised to ensure compliance with the provisions of all applicable laws and that such systems are adequate and operating effectively.

Statement on declaration given by Independent Directors

The Company has received necessary declarations/confirmation from all Independent Directors under Section 149(6) and 149(7) of the Companies Act, 2013 and Regulation 16(1)(b) and Regulation 25(8) of the SEBI LODR, 2015 that they meet the criteria of independence laid down thereunder. The independent directors have also confirmed compliance with the provisions of rule 6 of Companies (Appointment and Qualification of Directors) Rules, 2014 as amended, relating to inclusion of their name in the data bank of independent directors.

Disclosure regarding Company's policies under Companies Act, 2013

The Company's policies on i) Director's appointment and remuneration, determining criteria for qualification/ independence,



ii) Remuneration for Directors, Key Managerial Personnel and other employees, iii) Performance evaluation of the Board, Committees and Directors, iv) Materiality of Related Party transactions, v) Risk Management, vi) Determining Material Subsidiaries and vii) Whistle Blower / Vigil Mechanism along with details of web link (in cases where it is prescribed) are given in **Annexure-5**.

Particulars of Loans, Guarantees and Investments

The particulars of loans, guarantee or investments given or made by the Company under Section 186 of the Companies Act, 2013 are disclosed in Notes to the Financial Statements.

Related Parties Transactions

All contracts / arrangement / transactions entered into by the Company during FY 2023-24 with related parties were in compliance with the provisions of the Companies Act, 2013 and SEBI LODR, 2015. The details of transactions with related parties during FY 2023-24 are provided in the notes to the financial statements.

Further, material Related Party Transactions (RPTs) as per Regulation 23 of SEBI LODR 2015 were approved by the members. During the year 2023-24, pursuant to Section 177 of the Companies Act, 2013 and Regulation 23 of SEBI LODR 2015, all RPTs were placed before the Audit Committee for its prior approval. The requisite disclosure in respect of aforesaid RPTs in Form AOC-2 is furnished in **Annexure-6**

Conservation of Energy, technology absorption, imported technology, Foreign Exchange earnings and outgo

Information under Section 134(3)(m) of the Companies Act, 2013 read with Rule 8 of the Companies (Accounts) Rules, 2014 is provided in **Annexure-7**.

Report on the subsidiaries, associates and joint venture Companies, names of Companies which have become or ceased to be its Subsidiaries, Joint Venture or Associate Companies

A report on performance and financial position of each of the subsidiaries, associates and joint venture companies together with names of companies which have become or ceased to be subsidiaries, joint ventures or associate companies during the year under review are furnished in **Annexure-8**.

Further, pursuant to the provisions of Section 136 of the Companies Act, 2013, the standalone financial statement of the Company, consolidated financial statements along with the relevant documents and separate audited financial of statements in respect of subsidiaries, are available on the Company's website, www.mukand.com.

Significant and Material orders passed by the Regulators or Courts

During the year, no significant and material orders were passed by any of the Regulators or Courts.

Details of Directors or KMP who are appointed / re-appointed or have resigned/retired (including by rotation) during the year

Shri Niraj Bajaj is re-appointed as Chairman and Managing Director of the Company, liable to retire by rotation, for a period of 3 years w.e.f. July 5, 2023.

Shri Arvind Madhav Kulkarni is re-designated as a Non Executive, Non Independent director of the Company, with effect from April 13, 2023, liable to retire by rotation.

At the 85th Annual General Meeting of the Company held on August 11, 2023, the shareholders of the Company approved the appointment of Shri Niravnayan Bajaj as Whole-time Director of the Company for a period of 3 years w.e.f. May 16, 2023.

Directors liable to retire by rotation: Shri Niraj Bajaj who retires by rotation at the ensuing Annual General Meeting and being eligible, offers himself for re-appointment. The members are requested to consider and approve his re-appointment..

Changes in Key Managerial Personnel

During the year under review Shri Niravnayan Bajaj is appointed as Whole-time Director of the Company for a period of 3 (Three) years with effect from May 16, 2023 and his appointment is approved by the Shareholders vide Special Resolution passed at the 85th Annual General Meeting of the Company held on August 11, 2023.

Shri Niraj Bajaj is re-appointed as Chairman and Managing Director of the Company, liable to retire by rotation, for a period of 3 (Three) years w.e.f. July 05, 2023 and his remuneration and appointment is approved by the Shareholders vide Special Resolution passed through Postal Ballot Notice dated February 13, 2023.

Shri Arvind Madhav Kulkarni is re-designated as a Non Executive, Non Independent director of the Company, with effect from April 13, 2023, liable to retire by rotation, pursuant to Special Resolution passed by the shareholders through Postal

Ballot Notice dated February 13, 2023,

Performance evaluation of the Board

Pursuant to the provisions of the Companies Act, 2013 and SEBI LODR 2015, the Board has carried out an annual performance evaluation of its own performance, the Directors individually as well as the evaluation of the working of Board Committees viz. Audit committee, Nomination & Remuneration committee, Stakeholders' Relationship committee, Risk Management Committee and Corporate Social Responsibility Committee. For further information with regard to manner in which evaluation was carried out etc., refer Performance Evaluation section of Corporate Governance Report attached to this report.

The Independent Directors of the Company met separately on March 12, 2024 to discuss the following:

- i) review the performance of non-independent directors and the Board as a whole.
- ii) review the performance of the Chairperson of the Company, taking into account the views of non-executive directors.
- iii) assess the quality, quantity and timeliness of flow of information between the Company Management and the Board that is necessary for the Board to effectively and reasonably perform their duties.

All of the Independent Directors were present at the Meeting and discussed the above and expressed their satisfaction.

Internal Financial Controls with reference to financial statements

Adequate systems for internal controls provide assurances on the efficiency of operations, security of assets, statutory compliance, appropriate authorization, reporting and recording of transactions. The scope of the audit activity is broadly guided by the annual audit plan approved by the top management and audit committee. The Internal Auditor prepares regular reports on the review of the systems and procedures and monitors the actions to be taken.

Details relating to Remuneration of Directors, Key Managerial Personnel and Employees

The information required under Section 197 of the Companies Act, 2013 read with rule 5 of Companies (Appointment and Remuneration of Managerial Personnel) Rules, 2014 in respect of employees of the Company and Directors is furnished in **Annexure-9**.

Safety, Health and Environment

The Company pays utmost importance towards safety and health of its employees by implementing policies, procedures and conducting various awareness programmes among the employees. It conducts many promotional activities among its work force on safety adherence and developing the community on national and international events related to Health, Safety and Environment. During the year under report, National Safety Week, Fire Safety Week and Environment Day were celebrated by reminding the employees through campaigns on its crucial significance in today's world. All functional Departments work in cohesion to a common goal that includes utilizing natural resources with minimal or no damage to the environment and efficiency in energy.

Consolidated Financial Statements (CFS)

The CFS is prepared by the Company pursuant to Section 129(3) of the Companies Act, 2013 in accordance with the requirements of Ind-AS110 Consolidated Financial Statements read with other applicable Indian Accounting Standards. Segment-wise disclosure of revenues, results, assets and liabilities on the basis of segments are separately given in a tabular form in the Consolidated Financial Statements.

Disclosure as per Sexual Harassment of Women at Workplace (Prevention, Prohibition and Redressal) Act, 2013

The Company has complied with provisions relating to the constitution of Internal Complaints Committee under the Sexual Harassment of Women at Workplace (Prevention, Prohibition and Redressal) Act, 2013.

During the year under review, 1 (one) complaint was received and disposed off by the Committee formed under Sexual Harassment of Women at Workplace (Prevention, Prohibition and Redressal) Act, 2013.

Auditors



- i) Messrs DHC & Co., were appointed as Statutory Auditors of the Company for conducting audit of financial statements for a period of 5 years commencing from FY 2020-21.
- ii) Based on recommendation of the Audit Committee, Board has appointed Y. R. Doshi & Co., as Cost Auditors of the Company for the financial year ending 2023-24. The Board of Directors do confirm that the maintenance of cost records as specified by the Central Government under Sub-section (1) of Section 148 of the Companies Act, 2013, is required by the Company and accordingly, such accounts and records are made and maintained by the Company for the financial year 2023-24.
- iii) Pursuant to the provisions of Section 204 of the Companies Act, 2013, the Board has appointed M/s. Anant B. Khamankar & Co. (Membership No. FCS: 3198), Practising Company Secretary, to undertake the Secretarial Audit of the Company for FY: 2023-24. Pursuant to Regulation 24A of SEBI LODR 2015, Secretarial Audit Report of the Company and Mukand Sumi Metal Processing Limited, a material subsidiary of the Company, are enclosed to this report as **Annexure - 10 & 11** respectively.

Auditors' Report

The observations made in the Statutory auditors' report, read together with the relevant notes thereon are self-explanatory and hence, do not call for any comments under Section 134(3)(f) of the Companies Act, 2013.

Confirmation of Compliance of Secretarial Standards

The Company has complied with applicable Secretarial Standards during the year under review.

Details in Respect of Frauds Reported by Auditors Pursuant to Section 143(12) of the Companies Act, 2013

During the year under report there were no incidences of fraud against the Company reported by Auditors.

Details of application made or any proceeding pending under the Insolvency and Bankruptcy Code, 2016

During the year under report there was no application made or any proceeding was pending against the Company under the Insolvency and Bankruptcy Code, 2016.

Acknowledgement

The Board of Directors thanks the Banks, Central and State Government Authorities, Shareholders, Customers, Suppliers, Employees and Business Associates for their continued co-operation and support to the Company.

On behalf of the Board of Directors,

Niraj Bajaj

Chairman & Managing Director
DIN: 00028261

Mumbai, May 15, 2024

Annexure to the Directors' Report**Report on CSR Activities**

During the year the Company constituted CSR Committee of the Board, comprising of following directors as its members.

Shri Niraj Bajaj – Chairman

Shri Sankaran Radhakrishnan – Member

Smt. Bharti R Gandhi – Member

The Company is not required to incur any expenditure in pursuance of CSR Policy in view of the aggregate losses as calculated in accordance with Section 135 and 198 of the Companies Act, 2013 during the three preceding financial years. However, the Company has carried out CSR activities voluntarily.

During the year the Company carried out its CSR activities mainly in Shahapur Taluka of Thane District in Maharashtra. 41.43% of the total population of Shahapur fall in the Scheduled Castes/Scheduled Tribes categories. 37.10% of the geographical area of Thane district falls under forest area of which 20.62% is in Shahapur. Tansa and Vaitarna lakes that provide water to Thane/Mumbai are situated in Shahapur. Bhatsa Dam is also situated in Shahapur, yet many parts of Shahapur are drought-prone. The main occupation of the people in Shahapur is Rice and Nachni farming.

CSR Focus Areas

1. Education enhancement
2. Women empowerment
3. Promoting sports
4. Health initiatives
5. Infrastructure development

The Company has spent Rs.9.94 lakhs on distribution of text books and stationary materials to students in Shahapur and the programme reached out to around 9000 students across 44 schools in Shahapur. The CSR spent on distribution of uniforms to school students in Shahapur across 44 schools and total requirement was around 9700 sets of Uniform for Boys and Girls. The Company along with ANNADA (Association for Nutrition and Development Action), is distributing nutritious snacks to more than 9000 students across 44 schools. These are Peanut ladoos in 3 variants – Plain, Sesame and Chocolate. Every month around 4,000 KG of food mixes are being supplied to these schools and total CSR spent on Nutritious Snack Distribution is Rs.1.15 crore. Under Women Empowerment programme, 44 local women got the employment to prepare the snacks which are served fresh to the students. Regular training and supervision is provided to the women to check the quality of the snacks. The Company is in discussion with a local partner for supporting Vocational Training Institute in Shahapur to teach stitching to local village women. Under the Promotion of Sports programme Annual Sport event was held at Shahapur in February 2024. Around 900+ students from 44 schools participated in the event along with their teachers and school Principals. Along with Road Race, the Company also organized a competition of Mallakhamba which is quite popular sport amongst school children. The total amount spent on promotion of sports is Rs.4.23 lakhs.

As per the request received from Directorate of Industrial Safety and Health about Gumboots, the Company is donating 150 gumboots for the local farmers who work in the field and are prone to snake bites. The Company is in touch with the District Administration at Thane to arrange for a free health check up camp for the school students in Shahapur. The representative of the Company have also met the District Magistrate in Thane to seek Government's support in organizing a sports camp at Shahapur as several youths are doing quite good in sports at District and State level. The total amount spent was around Rs. 1.63 crore out of the total fund available of Rs. 1.75 crore.



Annexure to the Director's Report

Management Discussion and Analysis for the Annual Report 2023-24

Overview of the Global Steel Industry

The global steel industry witnessed a mixed performance in the financial year 2023-24, characterized by a combination of challenges and opportunities. While emerging economies such as China and India continued to drive demand for steel, developed economies faced challenges due to geopolitical tensions resulting in logistical challenges, trade disputes, and economic slowdowns. However, despite these unfavourable conditions, technological advancements, digitization, and sustainability initiatives remained key drivers of growth in the global steel industry.

China, the world's largest steel producer, continued to dominate the market, contributing to a significant portion of global steel output. However, efforts to address overcapacity and environmental concerns led to production cuts in certain regions of China. In contrast, other Asian countries such as India and Vietnam witnessed steady but not rapid growth in steel production. This growth was mainly driven by domestic demand and export opportunities. In Europe and North America, steel production levels recovered from the pandemic-induced downturn, supported by increased demand from the automotive and construction sectors.

In the year 2023-24, Price volatility remained a key concern for the global steel industry, particularly in the context of fluctuating raw material costs. Prices of iron ore and coking coal, essential inputs for steel production, experienced volatility due to supply-demand dynamics, logistical constraints, and geopolitical factors. High input costs impacted the profitability of steel manufacturers, necessitating strategic cost management and operational efficiency measures.

In addition to these forces at play, the industry also felt the impact of Environmental regulations and sustainability initiatives which continued to shape the global steel industry landscape. Governments and regulatory bodies implemented stringent emission norms, energy efficiency standards, and carbon reduction targets to mitigate the environmental impact of steel production. Steel manufacturers focused on adopting cleaner technologies, investing in renewable energy sources, and enhancing resource efficiency to meet regulatory requirements and address stakeholder concerns.

Looking ahead, the global steel industry is expected to continue its growth trajectory, albeit with challenges and uncertainties. India is the main growth market and we expect finished steel consumption in India to increase by 9% in the financial year ending March 2025, to reach 146 Million MT, following a 12% rise in FY24. Production capacity additions should be absorbed by this demand growth, maintaining robust margins. Although imports have increased, we do not expect import volumes to be an immediate threat to domestic producers. However, if domestic prices and margins drop sharply due to an import surge, we expect the government to introduce tariff-related measures, as it did in early 2016.

In the FY 2024-25, we are hopeful that economic recovery, infrastructure investments, and technological advancements will drive steel demand in emerging and developed markets. However, we will have to watch out for geopolitical tensions, trade disputes, and environmental concerns as those will remain key factors influencing industry dynamics. To thrive in this evolving landscape, we need to focus on innovation, sustainability, and operational excellence to maintain competitiveness and ensure long-term growth.

Overview of the Indian Steel Industry

India, currently one of the fastest-growing major economies, is set to emerge as the third largest economy by 2030, propelled by a host of factors, including favourable demographics, stable and progressive policies with a strategic focus on infrastructure, digitization, manufacturing, logistics, trade, and energy transition etc. Despite strong global headwinds and rising interest rates, India is still expected to grow between 6.5 percent to 7.0 percent by 2030.

The steel industry is a cornerstone of economic development, providing essential raw materials for the construction, infrastructure, manufacturing, and transportation sectors. In recent years, the steel industry in India has been thriving with an impressive growth rate. Despite global challenges, the Indian steel market showed remarkable resilience and emerged as one of the key players in the global steel market.

The success of the steel sector can be attributed to its ability to meet the significant demand generated by the construction, infrastructure, automotive, engineering, and defense sectors. Thanks to the government's investment in numerous infrastructure projects, India has been able to maintain its position as the world's second-largest steel producer. In a nutshell, we can say that despite facing challenges such as volatile raw material prices, environmental regulations, and geopolitical tensions across different regions, the steel industry has demonstrated resilience and adaptability over the years. India's steel industry is gearing up to meet the growing domestic demand for steel, thanks to the rapid development of the country's economy. Domestic steel manufacturers are aiming to expand their operations to new heights, as they have been receiving attention from steel producers around the world.

In the financial year 2023-24, our domestic steel market benefited from increased government spending on infrastructure projects, such as highways, railways, and affordable housing. Additionally, initiatives such as the Production-Linked Incentive (PLI) Scheme for specialty steel and the Atmanirbhar Bharat (Self-reliant India) campaign aimed at promoting domestic manufacturing contributed to the growth of the Indian steel industry. The government's vision of Viksit Bharat by 2047, schemes such as the implementation of three railway corridor programmes under the PM Gati Shakti Scheme and comprehensive development of new airports under the UDAN scheme, announcements such as an increase in the capital expenditure and building of more than two crore houses under the Pradhan Mantri Gramin Awas Yojna also indicate a plethora of opportunities for the Steel industry in the near future. Going by the new initiatives and increased thrust on the infrastructure, it is evident that the Indian steel industry is poised for a bright future and is expected to continue its upward trajectory in the coming years.

Overview of the Company's Performance

The Financial Year 2023-24 has been a challenging period for your company, marked by market volatilities and external

pressures. Despite these hurdles, your company achieved Bloom production (Kalwe & Hospet plant) of 5,09,126 MT in the year 2023-24, underscoring its unwavering commitment to operational excellence and customer satisfaction.

Total revenue of your company for the Financial Year 2023-24 was Rs. 5,197 crore. Despite the decline from Rs. 5,597 crore in the previous year, this performance underscores your company's ability to maintain its strong position in the industry. This places your company among the top league of Rs. 5,000+ crore turnover companies in the private sector of India, highlighting its market leadership.

Furthermore, amidst the challenging geo-political environment caused by the Russia-Ukraine war and Red Sea crisis, and the overall sluggish performance of the industry, your company's Profit After Tax for the year stood at Rs. 103 crore for the year 2023-24.

The net debt-equity ratio as on March 31, 2024, stood at 1.52, indicating a healthy financial position and prudent capital management.

In the Financial Year 2023-24, your company witnessed an 0.15% increase in the total steel production compared to the previous year 2022-23.

On the other hand, the Industrial Machinery division recorded a revenue of Rs. 223 crore, during the FY 2023-24 compared to Rs. 140 crore in the year 2022-23. This achievement is a testament to your company's technical expertise and commitment to delivering high-quality, innovative solutions to its clients.

In the year 2023-24, your company witnessed no substantial increase in the production of Alloy Steel, compared to the previous year 2022-23.

Earnings Per Share (EPS): Your company recorded an EPS of Rs 7.17, compared to Rs 12.84 of the previous year 2022-23. Please refer Note 47 (Financial Ratios) of Standalone Financial Statements for details of significant changes in key financial ratios.

For material developments in Human Resources / Industrial front, including number of people employed, refer Annexure - 3 and Annexure - 9 of Board's Report.

In conclusion, the Financial Year 2023-24 has been challenging for Mukand Limited, marked by weak domestic demand and tough economic conditions in major European markets. However, even during these tough times, your company continued its journey of growth despite facing headwinds such as market volatilities, supply chain disruptions, Red Sea crisis and regulatory complexities. Going forward, your company remains committed to its core values of excellence, innovation, and customer satisfaction as we continue to strive for greater heights in the years to come.

Operational Highlights of Steel Division

Your company's operational performance in 2023-24 demonstrated resilience and adaptability to changing market dynamics. Key operational highlights for the year 2023-24 include:

- **Production Volume:** The Alloy Steel Division achieved a production volume of 3,58,225 metric tons and Stainless Steel Division achieved a production volume of 1,50,901 metric tons during the financial year 2023-24. The Company achieved a total production volume of 5,09,126 metric tons, reflecting a 0.15 % increase over the previous year 2022-23.
- **Market Expansion:** Your company has been actively pursuing expansion into new markets and exploring new application areas. Leveraging its robust distribution network and strong customer relationships, the Company has made strides in both domestic and international markets. However, it may take some time before these efforts translate into tangible results. In the year 2024, your company also participated in one of the most important Stainless Steel Exhibitions which takes place once in two years in Dusseldorf, and was able to generate a lot of interest amongst the visitors with its product quality and range.
- **Product Innovation:** The Company continued its focus on product innovation, to meet evolving customer needs and market demands.
- **Environmental Compliance:** With a focus on Sustainability, your company entered into a groundbreaking partnership with Tata Power Renewable Energy Limited (TPREL). This transformative collaboration signifies the signing of a Power Delivery Agreement (PDA) for an innovative 43.75 MW AC Group Captive Solar project to generate an impressive 99.82 MUs annually.

This project is poised to substantially reduce our carbon footprint, offsetting an estimated 54,687 Metric Tons of CO₂ emissions per year and this Solar Power project is projected to fulfill up to 70% of the total energy requirement of your Kalwe Plant. Further solidifying our dedication to sustainable operations and fostering a brighter, cleaner future for generations to come, your company has replaced furnace oil & LPG wef 1 Apr 2024 in its reheating furnaces, boilers, and annealing furnaces with Piped Natural Gas which is more environment friendly & will improve surface quality of stainless steel.

- **Sustainable Future:** Your Company's Alloy Steel plant at Hospet, Karnataka has inked a groundbreaking Power Delivery Agreement (PDA) with Amplus Phoenix Energy Pvt Limited (APEPL), a proud member of the PETRONAS Group. This collaboration marks a significant step towards fostering clean energy solutions and sustainable practices in the steel manufacturing industry. The 23.89 MWp Group Captive Solar project, nestled in the picturesque Hulkoti village in the Gadag district of Karnataka, is expected to generate 36 MUs annually. This solar venture is projected to offset approximately 28,440



tonnes of CO2 emissions per year. The collaboration with APEPL underscores Mukand's dedication to reducing its carbon footprint and embracing non-conventional energy solutions. This solar power plant adheres to stringent quality standards and specifications, ensuring reliability and operational excellence. The aim of the installation is to meet the growing energy requirements of Mukand Limited's Alloy Steel production facility and contribute to making the steel manufacturing processes and production greener.

- **Cost Management:** Strategic cost management initiatives resulted in improved operational efficiency and reduced production costs. The division optimized raw material procurement, implemented energy-efficient technologies, and streamlined logistics operations to enhance cost competitiveness.
- **Product Mix and Market Penetration:** Mukand Limited strengthened its presence in key market segments. The division focused on high-value specialty steel products catering to diverse industries including automotive, infrastructure, and engineering.
- **Quality and Compliance:** The Steel Division maintained its commitment to quality and compliance with regulatory standards. Stringent quality control measures and adherence to environmental norms ensured the delivery of superior-quality products to customers.

Operational Highlights of Machine Building Division

Mukand Limited's Machine Building Division continued its growth trajectory in the financial year 2023-24, capitalizing on emerging market opportunities and leveraging its technological expertise. Key highlights of the Machine Building Division's performance include:

- The Machine Building Division secured the turnover of Rs. 223 crore in the year 2023-24, representing around 59% increase compared to the previous year 2022-23.
- **Product Innovation:** The Machine Building Division focused on product innovation and R&D initiatives to develop cutting-edge solutions for diverse industries. The division also supplied heavy-duty cranes to ports in different parts of the country, enhancing its market competitiveness.
- **Customer Relationships:** Strong customer relationships and a customer-centric approach were instrumental in driving growth for the Machine Building Division. The division deployed Customer Relationship Management software across its sales and marketing function to provide timely support, aftersales services, and technical assistance to customers, fostering long-term partnerships.
- **Quality and Reliability:** The Machine Building Division maintained a strong focus on quality and reliability across its product portfolio. The division adhered to utmost quality standards, ensuring the delivery of reliable and durable equipment to customers.

Outlook

Looking ahead, Mukand Limited remains optimistic about the future outlook for both its Special Steel and Machine Building Divisions. Despite the challenges posed by the evolving business environment, the Company is well-positioned to capitalize on emerging opportunities and sustain long-term growth. Mukand Limited will continue to invest in technology and innovation to enhance operational efficiency, productivity, and product quality. The adoption of advanced manufacturing technologies, automation, and digitization will drive competitiveness and differentiation in the market.

On the Sustainability front, the company remains committed to environmental stewardship and will focus on reducing carbon emissions, optimizing energy consumption, and promoting circular economy practices across its operations. Going forward, your company is also considering diversifying into new markets and customer segments and will explore opportunities in emerging sectors such as renewable energy, electric vehicles, and infrastructure development.

Your company will continue to prioritize customer satisfaction and value creation and shall strengthen its customer relationships, understand evolving customer needs, and tailor its offerings accordingly. In conclusion, your company remains committed to delivering value to its shareholders, customers, employees, and other stakeholders. The Company's robust performance, strategic initiatives, and forward-looking approach position it for sustained growth and success in the years to come.

BUSINESS RESPONSIBILITY & SUSTAINABILITY REPORT

Business Responsibility and Sustainability Reporting (BRSR) is a mandatory reporting requirement by the Securities & Exchange Board of India (SEBI) for top 1000 listed companies by market capitalization in India.

The BRSR principles, based on the National Guidelines on Responsible Business Conduct (NGRBC - set of guidelines introduced by India's Ministry of Corporate Affairs on March 15, 2019, steering Companies towards responsible business practices) advocate for listed companies to embrace sustainable business methods and divulge information on their Environmental, Social and Governance (ESG) performance.

The Company aims to progress in its ESG journey to further its objectives of becoming a sustainable and responsible corporate and hereby presents the BRSR of the Company for the financial year 2023-24, pursuant to Regulation 34(2)(f) of the SEBI (Listing Obligations & Disclosure Requirements) Regulations, 2015. The numbers mentioned in the Report have been rationalized wherever required.

In this report, the words – 'We', 'Our', 'The Company' are used interchangeably to denote Mukand Limited.

SECTION A: GENERAL DISCLOSURES

I. Details of the listed entity :

1. **Corporate Identity Number (CIN) of the Listed Entity** - L99999MH1937PLC002726
2. **Name of the Listed Entity** – Mukand Limited.
3. **Year of incorporation** - 1937
4. **Registered office address** - 3rd Floor, Bajaj Bhawan, 226, Jamnalal Bajaj Marg, Nariman Point, Mumbai – 400 021
5. **Corporate address** - 3rd Floor, Bajaj Bhawan, 226, Jamnalal Bajaj Marg, Nariman Point, Mumbai – 400021
6. **E-mail** - secretarial@mukand.com
7. **Telephone** - +91-22-61216666
8. **Website** - www.mukand.com
9. **Financial year for which reporting is being done** – 2023-24
10. **Name of the Stock Exchange(s) where shares are listed :**

Name of the Exchange	Stock Code
BSE Ltd.	500460
National Stock Exchange of India Ltd.	MUKANDLTD

11. **Paid-up Capital** – INR 150.14 Crore
12. **Name and contact details (telephone, email address) of the person who may be contacted in case of any queries on the BRSR report –**

Shri Rajendra Sawant
 3rd Floor, Bajaj Bhawan, 226,
 Jamnalal Bajaj Marg, Nariman Point,
 Mumbai – 400 021
 Tel: 022 6121 6666
 E-mail - secretarial@mukand.com

13. **Reporting boundary - Are the disclosures under this report made on a standalone basis (i.e. only for the entity) or on a consolidated basis (i.e. for the entity and all the entities which form a part of its consolidated financial statements, taken together).** –

The disclosures under this report are made on a standalone basis. This includes Mukand entity as a whole excluding Subsidiaries.

The Reporting boundary includes the following: Plants located in Kalwe, Dighe, Thane District (Maharashtra) & Ginigera, Koppal District (Karnataka)

14. **Name of assurance provider** – Not Applicable for the reporting period as per SEBI Circular No. SEBI/HO/CFD/CFD-SEC-2/P/CIR/2023/122 date- 12 July, 2023.



15. **Type of assurance obtained** – Not Applicable for the reporting period as per SEBI Circular No. SEBI/HO/CFD/CFD-SEC-2/P/CIR/2023/122 date- 12 July, 2023.

II. Products/services

16. **Details of business activities (accounting for 90% of the turnover):**

Sr. No.	Description of Main Activity	Description of Business Activity	% of Turnover of the entity
1.	Manufacturing	Steel and Heavy Machinery	100%

17. **Products/Services sold by the entity (accounting for 90% of the entity's Turnover):**

Sr. No.	Product/ Service	NIC Code	% of Turnover contributed
1.	Manufacture of Alloy Steel Billets and Blooms	27151	36.42
2.	Manufacture of Stainless Steel, Billets and Blooms, Bars, Rods	27153	52.15
3.	Job works and other services	Nil	7.18
4.	Manufacture of EOT Cranes, Material Handling Equipment and other Industrial Machinery and comprehensive Engineering services	28162	4.25

III. Operations

18. **Number of locations where plants and/or operations/offices of the entity are situated:**

Location	Number of plants	Number of offices	Total
National	2	1	3
International	0	0	0

Note: Our plants are located in Kalwe, Dighe, Thane District (Maharashtra) & Ginigera, Koppal District (Karnataka)

19. **Markets served by the entity:**

- a. Number of locations

Locations	Number
National (No. of States & UTs)	Pan India (28 States and 8 Union Territories)
International (No. of Countries)	Latin America, European Countries, Middle Eastern Countries, South Asian Countries, etc.(102 Countries)

- b. What is the contribution of exports as a percentage of the total turnover of the entity?

The exports contribute to 4.12 % of the total turnover of the Company.

- c. A brief on types of customers:

The Company exclusively serves customers within the Business-to-Business (B2B) sector. Our Stainless Steel products are essential in a wide range of Industries, including Engineering, Power Generation, Construction, and several other specialized fields.

IV. Employees

20. **Details as at the end of Financial Year:**

- a. Employees and workers (including differently abled):

Sr. No.	Particulars	Total (A)	Male		Female	
			No. (B)	% (B / A)	No. (C)	% (C / A)
EMPLOYEES						
1.	Permanent (D)	585	564	96.41	21	3.59
2.	Other than Permanent (E)	85	85	100.00	0	0.00
3.	Total employees (D + E)	670	649	96.86	21	3.14
WORKERS						
4.	Permanent (F)	881	881	100.00	0	0.00
5.	Other than Permanent (G)	0	0	0.00	0	0.00
6.	Total workers (F + G)	881	881	100.00	0	0.00

b. Differently abled Employees and workers:

Sr. No	Particulars	Total (A)	Male		Female	
			No. (B)	% (B / A)	No. (C)	% (C / A)
DIFFERENTLY ABLED EMPLOYEES						
1.	Permanent (D)	The Company does not have any Differently abled Employees				
2.	Other than Permanent (E)					
3.	Total differently abled employees (D + E)					
DIFFERENTLY ABLED WORKERS						
4.	Permanent (F)	The Company does not have any Differently abled Employees				
5.	Other than permanent (G)					
6.	Total differently abled workers (F + G)					

Note: The Company is considering possibility of recruiting resources with reduced mobility in the coming financial years.

21. Participation/ Inclusion/ Representation of women

	Total (A)	No. and percentage of Females	
		No. (B)	% (B / A)
Board of Directors	6	1	16.67
Key Management Personnel	4	0	0.00

* Key Managerial Personnel includes MD, CS, CFO and WTD

22. Turnover rate for permanent employees and workers (in percent)

	FY 2023-24			FY 2022-23			FY 2021-22		
	Male	Female	Total	Male	Female	Total	Male	Female	Total
Permanent Employees	18.21	9.09	13.65	11.07	0.63	11.70	0.50	1.60	2.10
Permanent Workers	2.85	0.00	2.85	0.00	0.00	0.00	0.00	0.00	0.00

V. Holding, Subsidiary and Associate Companies (including joint ventures)

23. (a) Names of holding / subsidiary / associate companies / joint ventures

Sr. No.	Name of the holding/ subsidiary/ associate companies/ joint ventures (A)	Indicate whether holding/ Subsidiary/ Associate/ Joint Venture	% of shares held by listed entity	Does the entity indicated at column A, participate in the Business Responsibility initiatives of the listed entity? (Yes/ No)
1.	Mukand Sumi Metal Processing Limited	Subsidiary	100.00	No
2.	Mukand Heavy Engineering Limited	Subsidiary	99.90	No
3.	Bombay Forgings Limited	Associate	33.17	No
4.	Stainless India Limited*	Associate	-	No
5.	Hospet Steels Limited	Joint Venture	39.00	No

***Note:** The Company divested its shareholding in Stainless India Limited during the year.



VI. CSR Details

24. (i) Whether CSR is applicable as per section 135 of Companies Act, 2013: Yes
 (ii) Turnover (in Rs.) – 5,197.38 crore
 (iii) Net worth (in Rs.) – 946.32 crore

The Company is not required to incur any expenditure in pursuance of the CSR Policy in view of the aggregate losses as calculated in accordance with Section 135 and 198 of the Companies Act, 2013 during the three preceding financial years. However, the Company has carried out CSR activities voluntarily.

VII. Transparency and Disclosures Compliances

25. **Complaints/Grievance on any of the principles (Principles 1 to 9) under the National Guidelines on Responsible Business Conduct:**

Stakeholder group from whom complaint is received	Grievance Redressal Mechanism in Place (Yes/ No) (If Yes, then provide web-link for grievance redress policy)	FY 2023-24			FY 2022-23		
		Number of complaints filed during the year	Number of complaints pending resolution at close of the year	Remarks	Number of complaints filed during the year	Number of complaints pending resolution at close of the year	Remarks
Communities	Nil	0	0	*Note	0	0	*Note
Investors (other than shareholder)	Yes, there is a statutory mechanism in place.	0	0		Nil	Nil	
Shareholders	Yes, it is available on: https://www.mukand.com/investors/shareholder-info/policies-and-others/	436	0		599	0	
Employees and workers	Yes, it is available on the intranet under the Whistle Blower Policy: https://www.mukand.com/wp-content/uploads/2022/11/whistle-blower-policy-vigil-mechanism.pdf .	0	0		0	0	
Customers	-	692	55		200	0	
Value Chain Partners	Nil	0	0		0	0	

* **Note:** The Company promptly resolved stakeholder grievances in a timely manner. Shareholders grievances such as non-receipt of equity and CRPS dividends, non-receipt of Annual Reports and CRPS redemption etc. were resolved as per due process.

26. **Overview of the entity's material responsible business conduct issues pertaining to environmental and social matters that present a risk or an opportunity to your business, rationale for identifying the same, approach to adapt or mitigate the risk along-with its financial implications¹**

Sr. No.	Material issue identified	Indicate whether risk or opportunity (R/O)	Rationale for identifying the risk/opportunity	In case of risk, approach to adapt or mitigate	Financial implications of the risk or opportunity (Indicate positive or negative implications)
1	GHG Emissions	Risk	Iron and Steel production is a significant source of direct Greenhouse Gas (GHG) Emissions, particularly carbon dioxide and methane, from both production processes and on-site fuel combustion. Despite technological advancements that have reduced GHG emissions per tonne of Steel, the Industry remains more carbon-intensive than many others. Specifically, the Company generates sulphur oxides, nitrogen dioxide, lead, carbon monoxide, manganese, and particulate matter like soot and dust during its production process. These Air pollutants, including Volatile Organic Compounds (VOCs) and Hazardous air pollutants, pose substantial public health risks. Even with advanced manufacturing processes, air pollution remains a major concern due to increased regulatory scrutiny and public awareness of its environmental and health impacts.	To mitigate this risk, the Company actively manages emissions from its manufacturing activities by implementing the global industry best practices. The Company aims to facilitate Sustainable Steel production, which can lower costs and potentially enhance operational efficiency, thereby minimizing the financial implications of regulatory compliance and public health concerns associated with Air pollution. Additionally, we look forward to adopt comprehensive energy management systems and engage in continuous monitoring and reporting of emissions to ensure compliance with evolving regulations.	Negative * There was no negative financial impact in the reporting year 2023-24.
2	Energy Management	Risk	Steel production requires substantial energy, primarily from direct fossil fuel combustion and electricity purchased from the grid. This energy-intensive process has significant Climate Change implications, with grid electricity contributing to indirect Scope 2 emissions. The choice between production processes such as Electric Arc Furnaces versus Integrated Basic Oxygen Furnaces has an effect on whether Fossil Fuels or Grid Electricity are used. Additionally, decisions regarding the use of Coal versus Natural Gas and On-site versus Grid-sourced electricity impact both energy costs and supply reliability. Affordable, accessible, and reliable energy is a crucial factor for the Company, as energy expenses constitute a significant portion of manufacturing costs in Iron and Steel production.	The Company has focused on implementing several initiatives towards clean technology, energy efficiency, and the adoption of renewable energy sources such as Solar and Wind power. By striving to reduce its dependence on traditional energy sources, the Company aims to mitigate associated sustainability risks. These efforts not only enhance the Company's environmental performance but also improves its ability to access alternative, more sustainable energy sources. This strategic approach can lead to significant cost savings and positively impact profitability, as reduced reliance on fossil fuels and improved energy efficiency lower operational expenses and shield the Company from volatile energy markets and regulatory pressures.	Negative * There was no negative financial impact in the reporting year 2023-24.

¹Material issues identified are referred from the Sustainability Accounting Standards Board (SASB) 2023-2024 version. SASB Standards are maintained and enhanced by the International Sustainability Standards Board (ISSB). This follows the SASB's merger with the International Integrated Reporting Council (IIRC) into the Value Reporting Foundation (VRF) and subsequent consolidation into the IFRS Foundation in 2022.



Sr. No.	Material issue identified	Indicate whether risk or opportunity (R/O)	Rationale for identifying the risk/opportunity	In case of risk, approach to adapt or mitigate	Financial implications of the risk or opportunity (Indicate positive or negative implications)
3	Waste Management	Risk	Despite high waste reclamation rates in Steel production, the Industry still generates substantial quantities of Hazardous waste, including Slag, Dusts, and Sludges. These by-products are often recycled internally or sold to other Industries. However, wastes such as Electric Arc Furnace Dust can pose significant environmental and human health risks, leading to regulatory challenges and additional operating costs. The long-term impacts of waste disposal present further risks, potentially resulting in significant expenses for the Company, who may be held responsible for the remediation and restoration of contaminated off-site disposal.	To address the challenges associated with Hazardous waste generation in Steel production, several mitigation approaches are adopted. Firstly, enhancing waste management practices to minimize the generation of hazardous by-products and promoting the Reuse and Recycling of materials within the production process is aimed to reduce the overall waste volumes. Implementing advanced treatment technologies and investing in pollution prevention measures could further help mitigate environmental and human health risks associated with hazardous waste disposal. We are in compliance with the Hazardous and other Wastes (Management & Transboundary Movement) Rules, 2016.	Negative * There was no negative financial impact in the reporting year 2023-24.
4	Employee Health & Safety	Opportunity	The Industrial processes utilized in Iron and Steel production offer an opportunity for the Company to prioritize employee safety and well-being. Given the high temperatures and use of heavy machinery, ensuring a safe working environment is paramount to mitigate the risks of worker injuries and fatalities. By fostering a strong safety culture and implementing robust health and safety policies, the Company not only protects its workforce but also enhances productivity and morale. Moreover, as accident rates in the Industry are steadily declining over the long term, investing in safety measures can reduce regulatory penalties, minimize negative publicity, and lower healthcare and compensation costs. Embracing Safety as a core value presents a chance for the Company to demonstrate its commitment to employee welfare while maintaining operational excellence.	Not Applicable	Positive

Sr. No.	Material issue identified	Indicate whether risk or opportunity (R/O)	Rationale for identifying the risk/ opportunity	In case of risk, approach to adapt or mitigate	Financial implications of the risk or opportunity (Indicate positive or negative implications)
5	Supply Chain Management	Opportunity	Iron ore and Coal serve as crucial raw materials for Steel production, yet their extraction processes often entail significant environmental and social ramifications, impacting local communities, workers, and ecosystems. While community protests, legal actions, and increased regulatory compliance costs could disrupt mining operations and supply chains, Mukand views this challenge as an opportunity to enhance its supply chain resilience. Through periodic compliance checks, the Company tries to ensure business continuity while mitigating potential risks associated with its suppliers. This proactive approach not only safeguards against supply disruptions but also reinforces the Company's commitment to ethical sourcing practices, thereby fostering trust and sustainability throughout its operations.	Not Applicable	Positive
6	Ethics/Code of Conduct	Risk	Ensuring that all Business operations function in an ethical manner is crucial for the development and growth of the Company. Any unethical behaviour can create a negative impact on profitability of the Business.	The Company has a policy on Code of Conduct for all its Directors, KMP's, Employees and Workers. The Company, its Employees, Suppliers, and other recipients of the Code are committed to the highest standards of integrity, honesty, and fairness in all internal and external relationships. No Employee is permitted to directly or indirectly accept, solicit, or offer to pay bribes or other prerequisites even under unlawful pressure. This serves as a guiding path for an ethical and transparent conduct in managing the operations of the Company.	Negative * There was no negative financial impact in the reporting year 2023-24.



SECTION B: MANAGEMENT AND PROCESS DISCLOSURES

Disclosure Questions	P1	P2	P3	P4	P5	P6	P7	P8	P9
Policy and management processes									
1. a. Whether your entity's policy/ policies cover each principle and its core elements of the NGRBCs. (Yes/No)	Yes	Yes	Yes	Yes	Yes	Yes	Yes	Yes	Yes
b. Has the policy been approved by the Board? (Yes/No)	Yes	Yes	Yes	Yes	Yes	Yes	Yes	Yes	Yes
c. Web Link of the Policies, if available	Please refer to the table below for the list of policies.								

Sr. No.	Name of policy	Link to Policy	Principle -Policy Alignment
1	Familiarization program for Independent Directors	https://www.mukand.com/wp-content/uploads/2022/11/familiarisation-programme-independent-directors.pdf	P1
2	Policy for Determining Material Subsidiaries of the Company	https://www.mukand.com/wp-content/uploads/2022/11/policy-determining-material-subsidiaries.pdf	P1
3	Code of Conduct for Members of the Board and Senior Management Personnel	https://www.mukand.com/wp-content/uploads/2022/11/revised-code-of-conduct-insider-trading-regulation.pdf	P1
4	Vigil Mechanism/ Whistle blower policy	https://www.mukand.com/wp-content/uploads/2022/11/whistle-blower-policy-vigil-mechanism.pdf	P1
5	Archival Policy for Disclosures to Stock Exchanges	https://www.mukand.com/wp-content/uploads/2022/11/archival-policy-for-disclosures-to-stock-exchanges.pdf	P1
6	Code of Fair Disclosure UPSI	https://www.mukand.com/wp-content/uploads/2022/11/upsi-code-of-fair-disclosure.pdf	P1, P4, P7
7	Revised Policy on Materiality of Related Party Transactions	https://www.mukand.com/wp-content/uploads/2023/01/revised-policy-on-materiality-related-party-transactions.pdf	P1, P4, P7
8	Policy on Materiality-Disclosure of Events or Information	https://www.mukand.com/wp-content/uploads/2023/10/Policy_on_materiality_of_Event-13-10-2023.pdf	P1, P4, P7
9	Terms of Reference, Nomination & Remuneration Committee	https://www.mukand.com/wp-content/uploads/2022/11/terms-of-reference-nomination-remuneration-committee.Pdf	P3, P4
10	Criteria for making payments to non-executive directors of the Company	https://www.mukand.com/wp-content/uploads/2023/01/revised-remuneration-policy.pdf	P1
11	Dividend Distribution Policy	https://www.mukand.com/wp-content/uploads/2022/11/dividend-distribution-policy.pdf	P3, P4
12	Human Resource policies covering Working Hours, Leaves, Remuneration, Compensation etc.	Intranet	P3, P4
13	Prevention of Sexual Harassment at workplace Policy	https://www.mukand.com/wp-content/uploads/2023/07/Prevention-Of-Sexual-Harassment-At-Workplace-Policy.pdf	P5
14	Cyber Security and Privacy Policy	Intranet	P9
15	Corporate Social Responsibility Policy	https://www.mukand.com/wp-content/uploads/2023/12/Mukand_Corporate_Social_Responsibility_Policy-2023-NEW.pdf	P3, P8
16	Code of Conduct Insider Trading Regulation	https://www.mukand.com/wp-content/uploads/2022/11/revised-code-of-conduct-insider-trading-regulation.pdf	P1
17	Institutional Mechanism for Prevention of Insider Trading	https://www.mukand.com/wp-content/uploads/2022/11/institutional-mechanism-preventing-insider-trading.pdf	P1
18	Remuneration Policy	https://www.mukand.com/wp-content/uploads/2023/01/revised-remuneration-policy.pdf	P1
19	Risk Management Policy	https://www.mukand.com/wp-content/uploads/2022/11/risk-management-policy.pdf	P1
20	Code of Conduct	https://www.mukand.com/wp-content/uploads/2023/09/Code-of-Conduct-Policy.pdf	P1
21	Occupational Health, Safety & Environment Policy	https://www.mukand.com/wp-content/uploads/2023/12/Mukand_OHSE_Policy.pdf	P5

Disclosure Questions	P1	P2	P3	P4	P5	P6	P7	P8	P9
2. Whether the entity has translated the policy into procedures. (Yes / No)	Yes, all the policies of the entity have been translated into procedures, which are in various stages of implementation. Various Executive Committees designated with specific responsibilities have also been constituted for operationalising these policies.								
3. Do the enlisted policies extend to your value chain partners? (Yes/No)	All our Suppliers acknowledge and are expected to comply with the Code of Conduct. The other policies in question do not currently extend to our value chain partners at Mukand. However, we are looking forward to their implementation in the future.								
4. Name of the national and international codes/ certifications/labels/ standards (e.g. Forest Stewardship Council, Fairtrade, Rainforest Alliance, Trustea) standards (e.g. SA 8000, OHSAS, ISO, BIS) adopted by your entity and mapped to each principle.	<p>The Company has obtained ISO certifications viz. ISO 14001:2015 (Environmental Management Systems) for Kalwe and Hospet Factory: Principle 6;</p> <p>ISO 50001:2011 (Energy Management System) for Kalwe Factory: Principle 6;</p> <p>ISO 9001:2015 (Quality Management System) for Kalwe and Hospet Factory: Principle 2;</p> <p>IATF 16949:2016 (International Standard for Automotive Quality Management Systems) for Kalwe and Hospet Factory: Principle 2;</p> <p>ISO 45001:2018 (Occupational Health and Safety Management System) for Hospet Factory: Principle 2.</p>								
5. Specific commitments, goals and targets set by the entity with defined timelines, if any.	<p>The Company is dedicated to adopting high environmental standards in its operations, with particular focus on Energy Conservation, Waste Management, and Water Usage. It also focuses on Workplace Safety. While complying with regulatory requirements, it endeavours to improve the efficiency of its Research and Development processes, which benefits both Customers and the Environment. As part of our commitment to Sustainable Business Practices, we intend to invest in captive power generation to meet 60% of our total energy needs by 2025. Additionally, we prioritize the use of Stainless Steel Scrap as a major raw material/source, which significantly reduces the carbon footprint of our operations. The Company is committed to creating a Diverse and Inclusive workplace where everyone can deliver to the best of their abilities.</p>								
6. Performance of the entity against the specific commitments, goals and targets along-with reasons in case the same are not met.									
Governance, leadership and oversight									
7. Statement by director responsible for the business responsibility report, highlighting ESG related challenges, targets and achievements	<p>Mukand strongly believes that sustainable and inclusive growth is possible by using the levers of environmental and social responsibility while improving economic performance to ensure business continuity and rapid growth. The Company is committed to building competitive advantage through customer centricity, innovation, good governance and inclusive human development while being sensitive to the environment. The following are the themes and actions pertaining to the respective ESG components:</p> <p>Our Environmental Impact – focuses on various activities like modern regenerative combustion technology recycling of metal waste, recycling of treated water, adoption of eco-friendly waste disposal system, celebration of world environment day with tree planting, and various awareness programmes to improve the environment as part of its endeavour to reduce carbon footprints, ensure sustainability in all our processes.</p> <p>Our Social Commitment – We have incorporated Corporate Social Responsibility (CSR) into the core activities of our institutions, such as education enhancement, women empowerment, promoting sports, healthcare initiative, infrastructure development. These activities are all part of our commitment to the communities in which our institutions operate. The corporation engages in CSR initiatives in a variety of areas, such as community development, economic growth, and health and safety.</p> <p>Our Governance Framework – supports and promotes highest standards of ethical business conduct, one that is transparent and accountable, irrespective of one's position in the hierarchy.</p> <p>The Businesses are intertwined with ESG components and with that in mind, at Mukand, we are focused on holistically integrating ESG into our business operations. As part of our ESG value creation, we have adopted a systematic approach</p>								



Disclosure Questions	P1	P2	P3	P4	P5	P6	P7	P8	P9
to effectively respond to individual elements of ESG. The key elements of ESG that we focus on as part of our business activities are encapsulated hereunder –									
Environmental			Social			Governance			
Biodiversity			Business and Human Rights			Shareholders Rights and Grievances			
Climate Change / Carbon Emission			Diversity, Equality & Inclusion			Fairness, Transparency and Integrity			
Environment Liability, Pollution and Waste Management			Health and Safety			Internal Controls and Audit and Reporting Mechanism			
Sourcing of Materials, except sanctioned sources			Well-being of Labor			Fair Trade Practices			
8. Details of the highest authority responsible for implementation and oversight of the Business Responsibility policy (ies).					The Board of Mukand is the highest authority responsible for the oversight of the implementation of Business Responsibility policies.				
9. Does the entity have a specified Committee of the Board/ Director responsible for decision making on sustainability related issues? (Yes / No). If yes, provide details.					<p>Yes, the Board of Mukand has established various Committees to oversee key sustainability policies. These Committees include:</p> <p>a) The Risk Management Committee: This Committee assists the Board in overseeing the management of various key risks, including Strategic, Financial, Operational, Sectoral, And Sustainability (Environmental, Social, and Governance) related risks. The Committee ensures the implementation of appropriate methodologies, processes, and systems for monitoring and evaluating risks associated with the Company's business operations.</p> <p>b) Audit Committee/Board: Periodically reviews the effectiveness of Risk Management practices and actions taken by management regarding Risk Identification, Impact Assessment, Monitoring, Mitigation, and Reporting in alignment with Business objectives.</p> <p>c) The Stakeholder Relationship Committee: The Committee plays a crucial role in sustainability by ensuring transparent and ethical management of Shareholder and Security holder concerns. By resolving grievances efficiently, the Committee fosters trust and long-term engagement, which are essential for sustainable business practices. Addressing issues like non-receipt of dividends or securities transfer overall supports corporate governance, which is a key aspect of sustainability.</p> <p>d) Nomination & Remuneration Committee: The Committee contributes to sustainability by ensuring that leadership roles are filled with individuals who prioritize sustainable practices and long-term strategic goals. By aligning remuneration policies with Company performance and shareholder interests, the Committee promotes responsible management that balances profitability with environmental and social considerations.</p> <p>e) The Works Committee: The Committee contributes to sustainability by fostering a harmonious and productive workplace through effective communication between Management and Workers. By addressing worker grievances and concerns, the Committee ensures a stable and motivated workforce, which is essential for long-term operational sustainability.</p>				

10. Details of Review of NGRBCs by the Company:

Subject for Review	Indicate whether review was under taken by Director / Committee of the Board/ Any other Committee									Frequency (Annually/ Half yearly/ Quarterly/ Any other – please specify)								
	P1	P2	P3	P4	P5	P6	P7	P8	P9	P1	P2	P3	P4	P5	P6	P7	P8	P9
Performance against above policies and follow up action	The Senior Management of the Company reviews the performance of the Company against various policies. Key aspects of such reviews are also updated time to time.									Annually								
Compliance with statutory requirements of relevance to the principles, and, rectification of any non-compliances	No significant instances of material non-compliance have been reported. Operational concerns are being continuously dealt with as they arise. Each Department Head oversees and ensures compliance within their respective areas of responsibility.									Quarterly								

	P1	P2	P3	P4	P5	P6	P7	P8	P9
11. Has the entity carried out independent assessment/ evaluation of the working of its policies by an external agency? (Yes/No). If yes, provide name of the agency.	Yes, Dhir & Dhir Associates, a leading legal firm, assessed the implementation and adequacy of our policies, highlighting their effectiveness. Various Department and Business leaders routinely review and update these policies, with final approval from Management or the Board. If required, Internal Auditors and Regulatory Authorities may also examine the processes and compliance measures to ensure thorough oversight. Various ISO standards obtained by the Company assess and verify our policies to ensure they are effectively developed, communicated, and integrated into the management systems, meeting both regulatory and organizational requirements.								

12. If answer to question (1) above is "No" i.e. not all Principles are covered by a policy, reasons to be stated:

Questions	P1	P2	P3	P4	P5	P6	P7	P8	P9
The entity does not consider the Principles material to its business (Yes/No)	Not Applicable as the Company policies are compliant with all the principles.								
The entity is not at a stage where it is in a position to formulate and implement the policies on specified principles (Yes/No)									
The entity does not have the financial or/human and technical resources available for the task (Yes/No)									
It is planned to be done in the next financial year (Yes/No)									



SECTION C: PRINCIPLE WISE PERFORMANCE DISCLOSURE

PRINCIPLE 1: Businesses should conduct and govern themselves with integrity, and in a manner that is Ethical, Transparent and Accountable.

Essential Indicators

1. Percentage coverage by training and awareness programmes on any of the Principles during the financial year:

Segment	Total Number of training and awareness programmes held	Topics/ principles covered under the training and its impact	% age of persons in respective category covered by the awareness programmes
Board of Directors	Nil	-	-
Key Managerial Personnel	4	Leadership Development Programme	100.00
Employees other than BoD and KMPs	55	Topics such as Time Management, General Safety Awareness, 7 Qc Tools for Problem Solving QC Circle, Training On IATF 16949 (Quality Management System Standard for the Automotive Industry), Basic MS Excel, Communication With Impact, Gender Sensitivity, Presentation Skills, Advanced Ms Excel, Power of Negotiation and Customer Centricity.	100.00
Workers	20	Training in NEEM (National Employability Enhancement Scheme) Safety protocols, Fire safety Procedures, Safe Material Handling Practices, Fire-Fighting Techniques, First Aid Procedures, Fostering Positive Attitudes and Behaviours, Road Safety Training, Maintaining Discipline in The Workplace, Adherence to EHS (Environment, Health, and Safety) Legal regulations, and promoting General Safety Awareness.	38.00

2. Details of fines / penalties /punishment/ award/ compounding fees/ settlement amount paid in proceedings (by the entity or by directors / KMPs) with regulators/ law enforcement agencies/ judicial institutions, in the financial year (basis the materiality as specified in Regulation 30 of SEBI (Listing Obligations and Disclosure Obligations) Regulations, 2015 and as disclosed on the entity's website)

The Company, its Directors and/or KMPs have not been subjected to any thresholds of the Materiality policy to pay any fines, penalties, punishments, awards, compounding fees, or settlement amounts in the financial year.

Monetary					
	NGRBC Principle	Name of the regulatory/ enforcement agencies/ judicial institutions	Amount (in INR)	Brief of the Case	Has an appeal been preferred? (Yes/No)
Penalty/Fine	Not Applicable, as no monetary fines were imposed in the reporting year.				
Settlement					
Compounding Fee					
Non-Monetary					
Imprisonment	Not Applicable, as no non-monetary punishments were imposed in the reporting year.				
Punishment					

3. Of the instances disclosed in Question 2 above, details of the Appeal/ Revision preferred in cases where monetary or non-monetary action has been appealed.

Case Details	Name of the regulatory/enforcement agencies/judicial institutions
Not applicable as there was no such incidence.	

4. Does the entity have an anti-corruption or anti-bribery policy? If yes, provide details in brief and if available, provide a web-link to the policy.

The Company has implemented a comprehensive policy against Corruption and Bribery, which is made readily accessible to all the employees through the Employee Service Portal. This Anti-Bribery and Anti-Corruption (ABAC) Policy is designed to ensure that the Company conducts its operations and business activities in strict compliance with all applicable laws and adheres to the highest ethical standards. The primary objectives of the ABAC Policy are to prevent and detect instances of Fraud, Bribery, and Corruption, thereby fostering a culture of integrity and transparency within the organization. By

clearly outlining the expectations and responsibilities of employees regarding ethical behaviour, we aim to safeguard our reputation, build trust with stakeholders, and maintain a fair and honest business environment.

5. Number of Directors/KMPs/employees/workers against whom disciplinary action was taken by any law enforcement agency for the charges of bribery/ corruption:

	FY 2023-24	FY 2022-23
Directors	Nil	
KMPs		
Employees		
Workers		

6. Details of complaints with regard to conflict of interest:

	FY 2023-24		FY 2022-23	
	Number	Remarks	Number	Remarks
Number of complaints received in relation to issues of conflict of interest of the Directors	In both reporting years, the Company has not received any complaints related to Conflicts of Interest.			
Number of complaints received in relation to issues of Conflict of Interest of the KMPs				

7. Provide details of any corrective action taken or underway on issues related to fines / penalties/ action taken by regulators/ law enforcement agencies/ judicial institutions, on cases of corruption and conflicts of interest.

During the reporting years, the Company did not encounter any incidents related to Conflicts of Interest, Corruption, Fines, Penalties, or Actions taken by Regulators, Law enforcement agencies, or Judicial institutions. As a result, there were no instances that required corrective action or investigation in this regard.

8. Number of days of accounts payables ((Accounts payable *365) / Cost of goods/services procured) in the following format:

	FY 2023-24	FY 2022-23
Number of days of accounts payables	32.35	33.82

9. Open-ness of Business

Provide details of concentration of purchases and sales with trading houses, dealers and related parties along-with loans and advances & investments, with related parties, in the following format:

Parameter	Metrics	FY 2023-24	FY 2022-23
Concentration of Purchases	a. Purchases from Trading houses as % of total purchases	6.72%	13.98%
	b. Number of trading houses where purchases and made from	24	37
	c. Purchases from top 10 trading houses as % of total purchases from trading houses	92.53%	83.98%
Concentration of Sales	a. Sales to dealers/distributors as % of total sales	24.17%	21.41%
	b. Number of dealers/distributors to whom sales are made	2	2
	c. Sales to top 10 dealers/distributors as % of total sales to dealers/distributors	100%	100%
Share of RPTs in	a. Purchases (Purchases with related parties/Total Purchases)	0.02	0.02
	b. Sales (Sales to related parties/Total Sales)	0.50	0.53
	c. Loans & advances (Loans & advances given to related parties/Total loans & advances)	0.01	0.00
	d. Investments (Investments in related parties/Total Investments made)	0.92	0.96

Leadership Indicators

1. Awareness programmes conducted for value chain partners on any of the Principles during the financial year:

Total number of awareness programmes held	Topic/principles covered under the training	% of value chain partners (by value of business done with such partners) that were assessed
No awareness programmes have been conducted for the value chain partners of the entity to date, however we shall aim to conduct it in the near future.		



2. Does the entity have processes in place to avoid/ manage conflict of interests involving members of the Board? (Yes/No). If yes, provide details of the same.

Yes, the Company has established a Code of Conduct for its Board of Directors and Senior Management Personnel. This Code delineates clear protocols for identifying, avoiding, and disclosing actual or potential Conflicts of Interest with the Company. The Company's Insider Trading Policy also offers comprehensive guidance to the Board and other stakeholders regarding dealings of the Company's securities.

The Company annually collects declarations from its Board of Directors and Senior Management Personnel regarding the entities they are interested in and ensures compliance with relevant laws by obtaining necessary approvals prior to entering into transactions with each entity. Furthermore, the Directors abstain from participating in board discussions related to matters in which they have personal interests.

PRINCIPLE 2: Businesses should provide goods and services in a manner that is sustainable and safe

Essential Indicators

1. Percentage of R&D and capital expenditure (capex) investments in specific technologies to improve the environmental and social impacts of product and processes to total R&D and capex investments made by the entity, respectively.

	Current Financial Year	Previous Financial Year	Details of improvements in the environmental and social impacts
R&D	0.00%	100.00%	The Implementation of Electrolytic Etching Ferritscope has led to cost effectiveness & quality improvements.
Capex	13.11%	0.98%	The improvements include: Installation of Multi-effect evaporator for Zero Liquid Discharge, Automatic Power Factor Controller for reduction in power consumption & Implementation of PNG for reduction of Carbon emission in manufacturing processes.

2. a. Does the entity have procedures in place for sustainable sourcing? (Yes/No)

Yes. In line with our commitment to Sustainable Business Practices, we aim to invest in captive power generation to fulfill 60% of our total energy requirements by 2025. Furthermore, we prioritize the use of Stainless Steel scrap as a major raw material, significantly reducing the carbon footprint of our operations. All our Suppliers acknowledge and are expected to comply with the Code of Conduct. All suppliers are expected to be knowledgeable of the business practices to ensure they operate within the scope of the Code.

- b. If yes, what percentage of inputs were sourced sustainably?

Our Company is deeply committed to Sustainable Business practices. As part of this commitment, 78% of our raw materials are sourced sustainably in the form of Stainless Steel Scrap. This choice not only significantly reduces our carbon footprint but also promotes recycling and efficient resource utilization. By relying on Stainless Steel Scrap for the majority of our raw material needs, we minimize waste and reduce the environmental impact associated with the extraction and processing of new materials. This Sustainable sourcing strategy is a key element of our broader efforts to operate responsibly.

3. Describe the processes in place to safely reclaim your products for reusing, recycling and disposing at the end of life, for (a) Plastics (including packaging) (b) E-waste (c) Hazardous waste and (d) other waste.

Steel has a notably long useful life, typically lasting 25 to 30 years due to its durability, before it needs to be scrapped and recycled. It is ideally suited to the circular economy, being both durable and flexible with a long lifespan. Steel offers numerous opportunities for reuse and product life extension. Its magnetic properties make it easily recoverable after scrapping, and it can be recycled with a high yield to produce new Steel using proven low-carbon technology. According to the World Steel Association, Steel is the most recycled material globally.

Furthermore, at the Company, all the E-waste & Hazardous Waste are being disposed in an eco-friendly manner to Pollution Control Board approved Vendors.

4. Whether Extended Producer Responsibility (EPR) is applicable to the entity's activities (Yes / No). If yes, whether the waste collection plan is in line with the Extended Producer Responsibility (EPR) plan submitted to Pollution Control Boards? If not, provide steps taken to address the same.

This regulation is not applicable to the Company because we primarily manufacture Steel products, which are inherently different from plastic in terms of environmental impact. Steel, unlike plastic, is not harmful to the environment and can be efficiently recycled and reused through melting processes. As a result, its operations do not fall under the purview of EPR regulations, exempting it from these specific regulatory obligations aimed at mitigating Plastic Pollution.

Leadership Indicators

1. Has the entity conducted Life Cycle Perspective / Assessments (LCA) for any of its products (for manufacturing industry) or for its services (for service industry)? If yes, provide details in the following format?

NIC Code	Name of Product/ Service	% of total Turnover Contributed	Boundary for which the Life Cycle Perspective / Assessment was conducted	Whether conducted by independent external agency (Yes/No)	Results communicated in public domain (Yes/No) If yes, provide the web-link.
27153	Coils, Bars, RCS, and Billets	95.74	The Company manufactures and dispatches Cast, Rolled, and Heat-Treated Stainless Alloys, Special Alloys, and Carbon Steels in various shapes including rounds, squares, cornered squares (RCS), hexagons, and flat cross-sections. Additionally, they produce Bright Bars in drawn, ground, or smooth-turned conditions, as well as cold-finished wires. The methodology adopted is Cradle-to-Gate.	No	No
28162	Overhead Cranes, Process Plant Equipments	4.26	The Company specializes in the manufacturing and dispatching of Heavy Material Handling Equipment, Mechanical Equipment, and components specifically designed for process plants. The methodology adopted is Cradle-to-Gate.	No	No

2. If there are any significant social or environmental concerns and/or risks arising from production or disposal of your products / services, as identified in the Life Cycle Perspective / Assessments (LCA) or through any other means, briefly describe the same along-with action taken to mitigate the same.

Name of Product/ Service	Description of the risk/ concern	Action Taken
There are no significant social or environmental concerns and/or risks arising from disposal of our products/services, as identified in the Life Cycle Perspective/Assessments (LCA).		

3. Percentage of recycled or reused input material to total material (by value) used in production (for manufacturing industry) or providing services (for service industry).

Indicate input material	Recycled or re-used input material to total material	
	FY 2023-24	FY 2022-23
Scrap, Packaging Materials	10.00	10.00

4. Of the products and packaging reclaimed at end of life of products, amount (in metric tonnes) reused, recycled, and safely disposed, as per the following format:

	FY 2023-24			FY 2022-23		
	Re-Used	Recycled	Safely Disposed	Re-Used	Recycled	Safely Disposed
Plastics (including packaging)	0.00	0.00	31.21	0.00	0.00	31.05
E-waste*	0.00	0.00	2.13	0.00	0.00	2.07
Hazardous Waste	806.38	2,071.00	3,622.21	6,160.00	885.66	1,295.34
Residuary waste	0.00	1,396.43	28,630.00	3,666.00	0.00	24,995.00
Battery Waste	0.00	0.00	2.76	0.00	0.00	4.96

*In case of E-waste – the same is sent to Authorised Vendor

5. Reclaimed products and their packaging materials (as percentage of products sold) for each product category

Indicate product category	Reclaimed products and their packaging materials (as percentage of products sold) for each product category
Bars and coils	0.50



PRINCIPLE 3: Businesses should respect and promote the well-being of all employees, including those in their value chains

Essential Indicators

1. a. Details of measures for the well-being of employees:

	% of employees covered by										
	Total (A)	Health Insurance		Accident Insurance		Maternity Benefits		Paternity Benefits		Day Care facilities	
		Number (B)	% (B/A)	Number (C)	% (C/A)	Number (D)	% (D/A)	Number (E)	% (E/A)	Number (F)	% (F/A)
Permanent Employees											
Male	564	564	100.0	564	100.0	0	0.00	564	100.00	0	0.00
Female	21	21	100.0	21	100.0	21	100.0	0	0.00	21	100.0
Total	585	585	100.0	585	100.0	21	100.0	564	100.00	21	100.0
Other than Permanent Employees											
Male	0	0	0.00	0	0.00	0	0.00	0	0.00	0	0.00
Female	0	0	0.00	0	0.00	0	0.00	0	0.00	0	0.00
Total	0	0	0.00	0	0.00	0	0.00	0	0.00	0	0.00

Note: Paternity Leave has been taken by one person in the reporting year.

Percentage of (D&E) – Maternity and Paternity benefit is calculated as 100.00 as per FAQs on BRSR issued by NSE dated May 10, 2024.

b. Details of measures for the well-being of workers:

	% of workers covered by										
	Total (A)	Health Insurance		Accident Insurance		Maternity Benefits		Paternity Benefits		Day Care facilities	
		Number (B)	% (B/A)	Number (C)	% (C/A)	Number (D)	% (D/A)	Number (E)	% (E/A)	Number (F)	% (F/A)
Permanent Workers											
Male	881	881	100.00	881	100.00	0	0.00	0	0.00	0	0.00
Female	0	0	0.00	0	0.00	0	0.00	0	0.00	0	0.00
Total	881	881	100.00	881	100.00	0	0.00	0	0.00	0	0.00
Other than Permanent Workers											
Male	0	0	0.0	0	0.0	0	0.00	0	0.00	0	0.00
Female	0	0	0.0	0	0.0	0	0.00	0	0.00	0	0.00
Total	0	0	0.0	0	0.0	0	0.00	0	0.00	0	0.00

c. Spending on measures towards well-being of employees and workers (including permanent and other than permanent) in the following format:

	FY 2023-24	FY 2022-23
Cost incurred on well-being measures as a % of total revenue of the Company	0.33	0.27

Note: Welfare expenses includes Medclaim expenses, Accident Policy, Canteen Facilities, Sports Activities, Picnic etc.

2. Details of retirement benefits, for Current and Previous Financial Year.

Benefits	FY 2023-24			FY 2022-23		
	No. of employees covered as a % of total employees	No. of workers covered as a % of total workers	Deducted and deposited with the authority (Y/N/N.A.)	No. of employees covered as a % of total employees	No. of workers covered as a % of total workers	Deducted and deposited with the authority (Y/N/N.A.)
PF	100.00	100.00	Yes	100.00	100.00	Yes
Gratuity	100.00	100.00	Yes	100.00	100.00	Yes
ESI	0.00	0.00	NA	0.00	0.00	NA
Others - Please specify (Superannuation)	46.15	0.00	Yes	43.98	0.00	Yes

3. Accessibility of workplaces

Are the premises / offices of the entity accessible to differently abled employees and workers, as per the requirements of the Rights of Persons with Disabilities Act, 2016? If not, whether any steps are being taken by the entity in this regard.

The Company's commitment to being a responsible employer is reflected in its policies, which strictly forbid any discrimination against individuals with disabilities in all employment-related matters, as mandated by the Right of Persons with Disabilities Act, 2016. In line with this legislation, Ramps have been constructed at both the Kalwe and Hospet factories to ensure seamless mobility for individuals with disabilities..

4. Does the entity have an equal opportunity policy as per the Rights of Persons with Disabilities Act, 2016? If so, provide a web-link to the policy.

The Company upholds the principles of non-discrimination and acknowledges the significance of having a diverse workforce. The company is dedicated to offering equal opportunities in employment and fostering an inclusive workplace and culture where every employee is respected and valued. It endeavours to ensure that its workforce reflects the diversity of society and actively promotes fair representation of individuals with disabilities among its employees. Its principles can be seen under the Code of Conduct, which supports Diversity and Equal Opportunity. All suppliers are also expected to comply with the local laws concerning discrimination in hiring and employment practices. While the Company has not yet developed a separate Equal Opportunity Policy, it intends to do so in the future.

5. Return to work and Retention rates of permanent employees and workers that took parental leave.

Gender	Permanent Employees		Permanent workers	
	Return to work rate	Retention rate	Return to work rate	Retention rate
Male	100.00	100.00	N.A.	N.A.
Female	N.A.	N.A.	N.A.	N.A.
Total	100.00	100.00	N.A.	N.A.

6. Is there a mechanism available to receive and redress grievances for the following categories of employees and worker? If yes, give details of the mechanism in brief.

	Yes/ No (If Yes, then give details of the mechanism in brief)
Permanent Workers	Yes, The Company has established a Works Committee responsible for receiving and addressing grievances from workers. The Committee primarily focuses on two key areas: <ol style="list-style-type: none"> Facilitating Coordination between Management and Workers: The Committee ensures that its members stay informed about developments that impact workers. When workers approach the committee with queries, they are provided with explanations and guidance. During interactions with workers, the Committee actively listens to understand their expectations and concerns, effectively identifying areas of improvement or challenges. It then communicates these insights to the Management for further consideration. Grievance Resolution: The Committee attentively listens to the grievances expressed by workers and then raises these issues with Management for resolution. Additionally, the Works Committee assists in bringing attention to management regarding issues such as worker absenteeism that may affect operations.
Other than Permanent Workers	Workers can directly approach the HR Head to submit their grievances. The HR Head then discusses these grievances with the Management, and a feedback is provided to the workers.
Permanent Employees	Employees are provided with the opportunity to directly approach the Human Resources (HR) Head to submit their grievances. Subsequently, the HR Head engages in discussions with the Management regarding these grievances and provides feedback to the employees.
Other than Permanent Employees	Employees can choose to directly address their grievances with the Human Resources (HR) Head. Following this, the HR Head engages in discussions with the Management concerning these grievances and subsequently provides feedback to the employees.



7. Membership of employees and worker in association(s) or Unions recognized by the listed entity:

Category	FY 2023-24			FY 2022-23		
	Total employees / workers in respective category (A)	No. of employees/ workers in respective category, who are part of association(s) or Union (B)	% (B / A)	Total employees / workers in respective category (C)	No. of employees/ workers in respective category, who are part of association(s) or Union (D)	% (D / C)
Total Permanent Employees	585	0	0.00	631	0	0.00
Male	564	0	0.00	609	0	0.00
Female	21	0	0.00	22	0	0.00
Total Permanent Worker	881	881	100.00	909	909	100.00
Male	881	881	100.00	909	909	100.00
Female	0	0	0.00	0	0	0.00

8. Details of training given to employees and workers:

	FY 2023-24					FY 2022-23				
	Total (A)	On Health and Safety measures		On Skill upgradation		Total (D)	On Health and Safety measures		On Skill upgradation	
		No. (B)	% (B/A)	No. (C)	% (C/A)		No. (E)	% (E/D)	No. (F)	% (F/D)
Employees										
Male	564	52	9.22	693	100.00	609	142	23.00	693	113.00
Female	21	3	14.29	22	100.00	22	4	18.00	22	100.00
Total	585	55	9.40	715	100.00	631	146	23.00	715	113.00
Workers										
Male	881	165	18.72	168	19.06	909	143	15.00	144	15.00
Female	0	0	0.00	0	0.00	0	0	0.00	0	0.00
Total	881	165	18.72	168	19.06	909	143	15.00	144	15.00

9. Details of performance and career development reviews of employees and worker:

Category	FY 2023-24			FY 2022-23		
	Total (A)	No. (B)	% (B/A)	Total (C)	No. (D)	% (D/C)
Employees						
Male	564	548	97.16	609	515	85.00
Female	21	18	85.71	22	13	59.00
Total	585	566	96.75	631	528	84.00
Workers						
Male	881	881	100.00	909	909	100.00
Female	0	0	0.00	0	0	0.00
Total	881	881	100.00	909	909	100.00

10. Health and safety management system:

- a. Whether an occupational health and safety management system has been implemented by the entity? (Yes/ No). If yes, the coverage of such system?

Yes, the Company has implemented an Occupational Health, Safety & Environment Policy covering the entire Kalwe plant. All workers at the Plant have undergone comprehensive training to ensure compliance with this policy. This Training ensures that all Safety Standards and Environmental regulations are strictly followed. The Commitment to Health, Safety, and Environmental Protection is a top priority for the Company.

- b. What are the processes used to identify work-related hazards and assess risks on a routine and non-routine basis by the entity?

The Company has implemented a range of safety protocols throughout its plants and operations. These include conducting Hazard Identification and Risk Assessments (HIRA) across various sections to identify potential dangers. Various Safety Audits and Inspections are carried out to uncover risks in daily activities. Additionally, Periodic Job Safety Analysis are performed to evaluate and address any potential safety concerns, ensuring a safe working environment.

- c. Whether you have processes for workers to report the work-related hazards and to remove themselves from such risks. (Y/N)

Yes, Company's Central Safety Committee and Area Safety Committee regularly hold meetings where workers can report issues related to work-related hazards.

- d. Do the employees/ worker of the entity have access to non-occupational medical and healthcare services? (Yes/ No)

Yes, Annual Health Check-ups are being done for all our workers and employees.

11. Details of safety related incidents, in the following format:

Safety Incident/Number	Category	FY 2023-24	FY 2022-23
Lost Time Injury Frequency Rate (LTIFR) (per one million-person hours worked)	Employees	0.00	0.00
	Workers	1.12	0.67
Total recordable work-related injuries	Employees	0	0
	Workers	9	5
No. of fatalities	Employees	0	0
	Workers	2	1
High consequence work-related injury or ill-health (excluding fatalities)	Employees	0	0
	Workers	0	0

12. Describe the measures taken by the entity to ensure a safe and healthy work place.

The Company has implemented comprehensive measures to ensure the safety and well-being of its workforce. This includes conducting Routine and Periodic Housekeeping Audits, Safety Audits, Safety Inspections, and various Training programs such as NEEM Safety Training, Fire Training, Safety in Material Handling, Fire Fighting, First Aid, Attitude and Behaviour Training, Road Safety Training, Discipline at Work Training, EHS Legal Requirements, and General Safety Awareness. Hazard elimination is addressed at the Plant level through defined Standard Operating Procedures (SOPs) and processes. The Company also performs Hazard Identification and Risk Assessments (HIRA) in different sections, along with various Safety Audits and Inspections to identify daily risks. Job Safety Analysis is conducted periodically. The Company's Central Safety Committee and Area Safety Committee regularly hold meetings where workers can report issues related to work-related hazards.

13. Number of Complaints on the following made by employees and workers:

	FY 2023-24			FY 2022-23		
	Filed during the year	Pending resolution at the end of year	Remarks	Filed during the year	Pending resolution at the end of year	Remarks
Working Conditions Health & Safety	There were no complaints regarding working conditions for Health and Safety during either of the reporting years.					

14. Assessments for the year:

	% of your plants and offices that were assessed (by entity or statutory authorities or third parties)
Health and safety practices	100.00
Working Conditions	100.00

Note: Assessments were conducted internally.

15. Provide details of any corrective action taken or underway to address safety-related incidents (if any) and on significant risks / concerns arising from assessments of health & safety practices and working conditions.

Corrective actions and its horizontal deployment are a continuous process in the Company where all safety incidents are recorded, investigated and corrective actions communicated and implemented across the Company. After reviewing safety-related incidents, we have introduced several corrective measures in our manufacturing facilities. Bamboo scaffolding has been replaced with Metallic scaffolding to enhance safety standards. Safety nets have been installed to further reduce risks. Specialized safety training is provided for NEEM (National Employability Enhancement Mission) employees, and all staff members receive training on Crane operation for material handling purposes.

Leadership Indicators

1. Does the entity extend any life insurance or any compensatory package in the event of death of (A) Employees (Y/N) (B) Workers. (Y/N).

Yes, The Company provides both Statutory and Voluntary Compensation Packages to its Employees. Moreover, we have secured Public Liability Insurance along with Accident and Term Insurance coverage for our workforce.



2. Provide the measures undertaken by the entity to ensure that statutory dues have been deducted and deposited by the value chain partners.

The Internal Audit team at the Company conducts Audits for Contractors to ensure adherence to statutory payments for its employees.

3. Provide the number of employees / workers having suffered high consequence work- related injury / ill-health / fatalities (as reported in Q11 of Essential Indicators above), who have been are rehabilitated and placed in suitable employment or whose family members have been placed in suitable employment:

	Total no. of affected employees/workers		No. of employees/workers that are rehabilitated and placed in suitable employment or whose family members have been placed in suitable employment	
	FY 2023-24	FY 2022-23	FY 2023-24	FY 2022-23
Employees	0	0	0	0
Workers	0	0	0	0

4. Does the entity provide transition assistance programs to facilitate continued employability and the management of career endings resulting from retirement or termination of employment? (Yes/ No)

Yes, the Company offers Extensions or Retainerships to its employees on case-to-case basis. This policy reflects our commitment to supporting our workforce and fostering long-term relationships with the employees.

5. Details on assessment of value chain partners:

	% of value chain partners (by value of business done with such partners) that were assessed
Health and safety practices	No formal assessment has been conducted, however, the Company from the time of its inception has been working on process enhancement initiatives with its value chain partners.
Working Conditions	

6. Provide details of any corrective actions taken or underway to address significant risks / concerns arising from assessments of health and safety practices and working conditions of value chain partners.

Not Applicable as no such incidents occurred during the reporting year.

PRINCIPLE 4: Businesses should respect the interests of and be responsive to all its stakeholders

Essential Indicators

1. Describe the processes for identifying key stakeholder groups of the entity.

The Stakeholder engagement process begins with identifying key internal and external stakeholders. Subsequently, we assess the impact of each stakeholder group on our Business. This evaluation guides us in prioritizing key stakeholders to gain deeper insights into their expectations and concerns. By maintaining regular interactions through diverse channels, we strive to strengthen our relationships and improve our Company's strategy.

2. List stakeholder groups identified as key for your entity and the frequency of engagement with each stakeholder group.

Stakeholder Group	Whether identified as Vulnerable & Marginalized Group (Yes/ No)	Channels of Communication (Email, SMS, Newspaper, Pamphlets, Advertisement, Community, Meetings, Notice Board, Website, Other)	Frequency of engagement (Annually/ Half yearly/ Quarterly/ others – please specify)	Purpose and scope of engagement including key topics and concerns raised during such engagement
Community	No	Email, Meetings	Other	The Company conducts regular customer satisfaction surveys for feedback and takes proactive measures to enhance the performance, quality, delivery, and services based on the results.
Regulatory Authority	No	SE & MCA filings	Quarterly	Statutory filings
Employees and Workers	No	Intranet / Website	Other	Developments in Business Activities

Stakeholder Group	Whether identified as Vulnerable & Marginalized Group (Yes/ No)	Channels of Communication (Email, SMS, Newspaper, Pamphlets, Advertisement, Community, Meetings, Notice Board, Website, Other)	Frequency of engagement (Annually/ Half yearly/ Quarterly/ others – please specify)	Purpose and scope of engagement including key topics and concerns raised during such engagement
Investors (other than shareholders)	No	Other	Other	Developments in Business Activities
Shareholders	No	Email, Meetings	Quarterly	Financial performance
Communities	Yes	Other	Quarterly	To tackle the challenges posed by the remoteness and difficulty in Rural areas, The Company has developed Programs specifically tailored to address Education and Sanitation issues in such areas.
Value Chain Partners	No	Email, Meetings	Other	Regular Business activity including redressal of concerns or issues.

Leadership Indicators

- Provide the processes for consultation between stakeholders and the Board on economic, environmental, and social topics or if consultation is delegated, how is feedback from such consultations provided to the Board.

The Company has always believed that stakeholder participation in business decision making is a crucial aspect to take the organization forward and shall consider developing a formal process around this in coming years. At present, the Board interacts with its Shareholders – one of the key stakeholders in general meetings and amongst other things, Economic, Environmental, and Social aspects around business of the Company are also discussed.

- Whether stakeholder consultation is used to support the identification and management of environmental, and social topics (Yes / No). If so, provide details of instances as to how the inputs received from stakeholders on these topics were incorporated into policies and activities of the entity.

The Company has consistently recognized the importance of stakeholder participation in business decision-making as a vital component for advancing the organization. Moving forward, the Company is considering the development of a formal process to facilitate and enhance stakeholder involvement in decision-making processes in the coming years.

- Provide details of instances of engagement with, and actions taken to, address the concerns of vulnerable/ marginalized stakeholder groups.

The Company recognizes the local community around its Plant as a marginalized stakeholder group and is dedicated to addressing their concerns. The Company engages with these residents on all relevant issues where their interests are involved. It also focuses on initiatives to improve their quality of life and promote inclusive growth.

PRINCIPLE 5: Businesses should respect and promote human rights

Essentials Indicators

- Employees and workers who have been provided training on human rights issues and policy(ies) of the entity, in the following format:

Category	FY 2023-24			FY 2022-23		
	Total (A)	No. of employees/ workers covered (B)	% (B/A)	Total (C)	No. of employees/ workers covered (D)	% (D/C)
Employees						
Permanent	585	482	82.39	0	0	0.00
Other than permanent	85	38	44.71	0	0	0.00
Total Employees	670	520	77.61	0	0	0.00
Workers						
Permanent	881	287	32.57	0	0	0.00
Other than permanent	0	0	0.00	0	0	0.00
Total Workers	881	287	32.57	0	0	0.00

Note: While formal trainings specifically focused on Human Rights are were not provided previously, our policies incorporate basic principles on human rights. Additionally, our HR trainings include the essential elements related to human rights.



2. Details of minimum wages paid to employees and workers, in the following format:

Category	FY 2023-24					2022-23				
	Total (A)	Equal to Minimum Wage		More than Minimum Wage		Total (D)	Equal to Minimum Wage		More than Minimum Wage	
		No. (B)	% (B/A)	No. (C)	% (C/A)		No. (E)	% (E/D)	No. (F)	% (F/D)
Employees										
Permanent	585	0	0.00	585	100.00	631	0	0.00	631	100.00
Male	564	0	0.00	564	100.00	609	0	0.00	609	100.00
Female	21	0	0.00	21	100.00	22	0	0.00	22	100.00
Other than Permanent	85	0	0.00	85	100.00	58	0	0.00	58	100.00
Male	85	0	0.00	85	100.00	57	0	0.00	57	100.00
Female	0	0	0.00	0	0.00	1	0	0.00	1	100.00
Workers										
Permanent	881	0	0.00	881	100.00	909	0	0.00	909	100.00
Male	881	0	0.00	881	100.00	909	0	0.00	909	100.00
Female	0	0	0.00	0	0.00	0	0	0.00	0	0.00
Other than Permanent	0	0	0.00	0	0.00	88	0	0.00	88	100.00
Male	0	0	0.00	0	0.00	88	0	0.00	88	100.00
Female	0	0	0.00	0	0.00	0	0	0.00	0	0.00

3. Details of remuneration/ salary/ wages, in the following format:

a. Median remuneration/wages:

	Male		Female	
	Number	Median remuneration/ Salary / Wages of respective category	Number	Median remuneration / Salary / Wages of respective category
Board of Directors (BoD)	6	2,43,02,049	1	NA
Key Managerial Personnel	4	47,25,988 (includes retiral benefits)	0	NA
Employees other than BoD and KMP	560	7,51,451	21	7,03,450
Workers	881	7,37,638	0	NA

b. Gross wages paid to females as % of total wages paid by the entity, in the following format:

	FY 2023-24	FY 2022-23
Gross wages paid to females as % of total wages	3.00	3.00

4. Do you have a focal point (Individual/ Committee) responsible for addressing human rights impacts or issues caused or contributed to by the business? (Yes/No)

The Company recognises upholding of Human Rights as an integral aspect of doing Business and is committed to respecting and protecting the Human Rights of all stakeholders along with remediating adverse Human Rights impacts resulting from or caused by its businesses. There is no specific Individual or Committee assigned solely to address Human Rights impacts or issues caused or contributed to by the business. Instead, the Works Committee, established under the Factories Act of 1948, handles the examination of Human Rights aspects of grievances. More information about the Works Committee is available in point 6 of the Essential Indicator under Principle 3.

5. Describe the internal mechanisms in place to redress grievances related to human rights issues:

The Works Committee, established in accordance with the Factories Act, 1948, is responsible for addressing the Human Rights aspects of grievances. Further details about the Works Committee are available in point 6 of the Essential Indicator under Principle 3. The Company has also adopted the Code of Conduct and Anti-Sexual Harassment Policy which lay down the principles and standards that should govern the actions of the Company and its employees to ensure a respectful and secure work environment.

6. Number of Complaints on the following made by employees and workers:

	FY 2023-24			FY 2022-23		
	Filed during the year	Pending resolution at the end of the year	Remarks	Filed during the year	Pending resolution at the end of the year	Remarks
Sexual harassment	1	0	Disposed off	Not Applicable, as no such incidents occurred.		
Discrimination at workplace	0	0	-			
Child Labour	0	0	-			
Forced Labour/ Involuntary Labour	0	0	-			
Wages	0	0	-			
Other Human Rights related issues	0	0	-			

7. Complaints filed under the Sexual Harassment of Women at Workplace (Prevention, Prohibition and Redressal) Act, 2013, in the following format:

	FY 2023-24	FY 2022-23
Total Complaints reported under Sexual Harassment on of Women at Workplace (Prevention, Prohibition and Redressal) Act, 2013 (POSH)	1	Not Applicable, as no such incidents occurred.
Complaints on POSH as a % of female employees / workers	0.047	
Complaints on POSH upheld	1	

8. Mechanisms to prevent adverse consequences to the complainant in discrimination and harassment cases

The Company is dedicated to protecting the identity of Complainants under its Whistle-blower Policy and Anti-Sexual Harassment Policy, ensuring all matters are handled with Strict Confidentiality. The Whistle-blower Policy guarantees complete protection for Whistle-blowers against any form of retaliation, including threats, intimidation, termination, suspension, disciplinary action, transfer, demotion, refusal of promotion, or any indirect or direct obstruction of their duties and rights to make further disclosures. In compliance with the Sexual Harassment of Women at Workplace (Prevention, Prohibition and Redressal) Act, 2013, the Company has established an Internal Complaints Committee (ICC). The presiding officer of the ICC oversees all complaints under the Prevention of Sexual Harassment (POSH) Act, ensuring adherence to statutory processes and timelines.

9. Do human rights requirements form part of your business agreements and contracts?

The Company aims to incorporate Human Rights considerations into its Business Agreements and Contracts in the coming years. It follows the Code of Conduct and expects all the Suppliers to adhere to its principles. The Company is committed to identifying relevant Human Rights aspects and integrating them systematically to ensure ethical and responsible Business practices. This initiative reflects the Company's dedication to upholding human rights across its Operations and Value Chain.

The Code of Conduct can be accessed at:

<https://www.mukand.com/wp-content/uploads/2023/09/Code-of-Conduct-Policy.pdf>

10. Assessments for the year:

	% of your plants and Offices that were assessed (by entity or statutory authorities or third parties)
Child Labour	The entity did not conduct such assessments during the reporting year. However, there is a commitment to conducting these assessments in the near future.
Forced/involuntary labour	
Sexual Harassment	
Discrimination at workplace	
Wages	

11. Provide details of any corrective actions taken or underway to address significant risks / concerns arising from the assessments at Question 10 above.

Details of any corrective actions taken to address significant risks or concerns arising from the assessments were not available as the Company did not conduct such assessments during the reporting year. However, there is a commitment to conducting these assessments in the near future.

Leadership Indicators

1. Details of a business process being modified / introduced as a result of addressing human rights grievances/ complaints

Currently, there are no details available as the Company does not have such a procedure in place at the moment. However, they are committed to considering the implementation of such procedures in the future.



2. Details of the scope and coverage of any Human rights due-diligence conducted.

Human rights Due Diligence was not conducted within the reported period. However, the Company intends to conduct such Due Diligence in the future. This process will involve assessing the scope and coverage comprehensively to ensure the thorough examination of Human Rights aspects across the Company.

3. Is the premise/office of the entity accessible to differently abled visitors, as per the requirements of the Rights of Persons with Disabilities Act, 2016?

The Company is dedicated to providing special provisions for Differently Abled Employees and Visitors in accordance with the Rights of Persons with Disabilities Act, 2016. Ramps have been constructed at its workplaces to ensure easy accessibility for them.

4. Details on assessment of value chain partners:

	% of value chain partners (by value of business done with such partners) that were assessed
Sexual Harassment	All our Suppliers have to affirm compliance with the Code of Conduct. The Company has not conducted a formal assessment of value chain partners. However, we are committed to considering the implementation of procedures for assessing value chain partners in the future.
Discrimination at workplace	
Child Labour	
Forced Labour / Involuntary Labour	
Wages	

5. Provide details of any corrective actions taken or underway to address significant risks / concerns arising from the assessments at Question 4 above.

No assessment of value chain partners has been conducted by the Company. Consequently, no corrective actions have been taken to address significant risks or concerns arising from such assessments, however we are committed to considering it in the future.

PRINCIPLE 6: Businesses should respect and make efforts to protect and restore the environment

Essential Indicators

1. Details of total energy consumption (in Joules or multiples) and energy intensity, in the following format:

Parameter	FY 2023-24 (In Gigajoules)	FY 2022-23 (In Gigajoules)
From renewable sources		
Total electricity consumption (A)	1,48,528.80	2,08,701.58
Total fuel consumption (B)	-	-
Energy consumption through Other sources (C)	-	-
Total Energy consumption from renewable sources (A+B+C)	1,48,528.80	2,08,701.58
From non-renewable sources		
Total electricity consumption (D)	8,97,655.98	53,40,61,675.00
Total fuel consumption (E)	99,69,059.66	79,62,68,500.00
Energy consumption through other sources (F)	-	-
Total Energy consumption from non-renewable sources (D+E+F)	1,08,66,715.63	1,33,03,30,175.00
Total energy consumed (A+B+C+D+E+F)	1,10,15,244.43	1,33,05,38,876.58
Energy intensity per rupee of turnover (Total energy consumption/ Revenue from Operations) GJ/Rs	0.00021	0.024
Energy intensity per rupee of turnover adjusted for Purchasing Power Parity (PPP) (Total energy consumed / Revenue from operations adjusted for PPP) GJ/Rs	0.0047	0.53
Energy intensity in terms of physical output GJ/tcs	27.235	23.99
Energy intensity (optional) – the relevant metric may be selected by the entity	-	-

Note: Indicate if any independent assessment/ evaluation/assurance has been carried out by an external agency? (Y/N) If yes, name of the external agency.

Independent assessments are not conducted, instead, all necessary Statutory and Internal Inspections/Audits are conducted periodically.

2. Does the entity have any sites / facilities identified as designated consumers (DCs) under the Performance, Achieve and Trade (PAT) Scheme of the Government of India? (Y/N) If yes, disclose whether targets set under the PAT scheme have been achieved. In case targets have not been achieved, provide the remedial action taken, if any.

Yes, the Company is identified as a designated consumer under the Government of India's Perform, Achieve, and Trade (PAT) scheme. For PAT Cycle 7, spanning from the fiscal year 2022-2023 to 2024-2025, Mukand has been set a target of 0.0972 MTOE/MT to be achieved by the fiscal year 2024-2025.

3. Provide details of the following disclosures related to water, in the following format:

Parameter	FY 2023-24	FY 2022-23
Water withdrawal by source (in kilolitres)		
(i) Surface water	8,51,379.00	15,21,163.00
(ii) Groundwater	-	-
(iii) Third party water	4,83,900.00	3,42,756.00
(iv) Seawater / desalinated water	-	-
(v) Others	-	-
Total volume of water withdrawal (in kilolitres) (i + ii + iii + iv + v)	13,35,279.00	18,63,919.00
Total volume of water consumption (in kilolitres)	13,00,318.00	15,19,483.00
Water intensity per rupee of turnover (Water consumed / Revenue from operations) KL/Rs	0.000025	0.000027
Water Intensity per rupee of turnover adjusted for Purchasing Power Parity (PPP) (Total water consumption / Revenue from operations adjusted for PPP)	0.00056	0.00060
Water intensity in terms of physical output (optional) – the relevant metric may be selected by the entity	-	-

Note: Indicate if any independent assessment/ evaluation/assurance has been carried out by an external agency? (Y/N) If yes, name of the external agency.

Independent assessments are not conducted, instead, all necessary Statutory and Internal Inspections/Audits are conducted periodically.

4. Provide the following details related to water discharged :

Parameter	FY 2023-24	FY 2022-23
Water discharge by destination and level of treatment (in kilolitres)		
(i) To Surface water	0	0
- No treatment		
- With treatment – please specify level of treatment		
(ii) To Groundwater	0	0
- No treatment		
- With treatment – please specify level of treatment		
(iii) To Seawater	0	0
- No treatment		
- With treatment – please specify level of treatment		
(iv) Sent to third-parties	0	0
- No treatment		
- With treatment – please specify level of treatment		
(v) Others	0	0
- No treatment		
- With treatment – please specify level of treatment		
Total water discharged (in kilolitres)	0	0

Note: Indicate if any independent assessment/ evaluation/assurance has been carried out by an external agency? (Y/N) If yes, name of the external agency.

Independent assessments are not conducted, instead, all necessary Statutory and Internal Inspections/Audits are conducted periodically.

5. Has the entity implemented a mechanism for Zero Liquid Discharge? If yes, provide details of its coverage and implementation

The Company has equipped its facility with advanced water treatment technologies, including a Multi-Effect Evaporator and an Effluent Treatment Plant, to effectively manage and treat all wastewater discharges generated within the plant. The Multi-Effect Evaporator significantly reduces the volume of effluent by concentrating it through multiple stages of evaporation, thereby minimizing waste. Concurrently, the Effluent Treatment Plant processes and purifies the wastewater, ensuring that it meets stringent environmental standards before any potential reuse or disposal. Together, these systems enhance the plant's sustainability by promoting efficient water use and minimizing environmental impact.

6. Please provide details of air emissions (other than GHG emissions) by the entity, in the following format:



Parameter	Please specify unit	FY 2023-24	FY 2022-23
NOx	µgm/m3	25.295	17.695
SOx	-	-	-
Particulate matter (PM)	mg/m3	1.83E+29	2.36E+29
Persistent organic pollutants (POP)	-	-	-
Volatile organic compounds (VOC)	mg/m3	0.1	0.1
Hazardous air pollutants (HAP) Others – please specify	-	-	-

Note: Indicate if any independent assessment/ evaluation/assurance has been carried out by an external agency? (Y/N) If yes, name of the external agency.

Yes, In Hospet, the Independent assessment was carried out by a NABL Approved Laboratory, M/s. SUMS Technolab, Hospet. Whereas in Kalwe, Independent assessments are not conducted, instead, all necessary Statutory and Internal Inspections/Audits are conducted periodically.

7. Provide details of greenhouse gas emissions (Scope 1 and Scope 2 emissions) & its intensity, in the following format:

Parameter	Unit	FY 2023-24	FY 2022-23
Total Scope 1 emissions (Break-up of the GHG into CO2, CH4, N2O, HFCs, PFCs, SF6, NF3, if available)	Metric tonnes of CO2 equivalent	9,15,070.94	17,53,176.00
Total Scope 2 emissions (Break-up of the GHG into CO2, CH4, N2O, HFCs, PFCs, SF6, NF3, if available)	Metric tonnes of CO2 equivalent	1,24,065.80	1,52,024.00
Total Scope 1 and Scope 2 emissions per rupee of turnover (Total Scope 1 and Scope 2 GHG emissions / Revenue from operations)	Metric tonnes of CO2 equivalent/Rs	0.000020	0.000034
Total Scope 1 and Scope 2 emissions per rupee of turnover adjusted for Purchasing Power Parity (PPP) (Total Scope 1 and Scope 2 GHG emissions / Revenue from operations adjusted for PPP)	Metric tonnes of CO2 equivalent/Rs	0.000448	0.000755
Total Scope 1 and Scope 2 emissions intensity in terms of physical output		-	-
Total Scope 1 and Scope 2 emission intensity (optional) – the relevant metric may be selected by the entity		-	-

Note: Indicate if any independent assessment/ evaluation/assurance has been carried out by an external agency? (Y/N) If yes, name of the external agency.

In Hospet, in 2022-23 assessment was carried out by DQS. Same is under progress for FY 2023-24. Whereas in Kalwe, Independent assessments are not conducted, instead, all necessary Statutory and Internal Inspections/Audits are conducted periodically.

8. Does the entity have any project related to reducing Green House Gas emission? If yes, then provide details.

At Mukand, We have embarked on two other initiatives aimed at mitigating our environmental impact by reducing greenhouse gas (GHG) emissions. The first project involves the implementation of a solar project, currently in the manufacturing phase. Upon completion, it is estimated to lead to a reduction of approximately 79,000 tonnes of GHG emissions annually. The second initiative entails the Conversion of Mills Furnaces and Heat Treatment processes from furnace oil and LDO to PNG (Piped Natural Gas). This conversion process is currently underway. At Hospet, We have also entered into a renewable power agreement with Amplus for a group captive arrangement, securing an annual supply of 35 million kWh.

9. Provide details related to waste management by the entity, in the following format:

Parameter	FY 2023-24	FY 2022-23
Total Waste generated (in metric tonnes)		
Plastic waste (A)	115.89	95.50
E-waste (B)	3.92	14.86
Bio-medical waste (C)	0.04	0.02
Construction and demolition waste (D)	-	-
Battery waste (E)	2.76	4.96
Radioactive waste (F)	-	-
Other Hazardous waste. Please Specify, if any. (G)	-	-
Used Oil, MT	37.90	20.52

Parameter	FY 2023-24	FY 2022-23
Waste containing oil, MT	15.92	5.10
Acidic Residue, MT	3,884.00	1,554.00
Flue Gas Cleaning Residue, MT	2,271.00	2,319.00
Chemical Sludge from Waste water treatment, MT	1,282.00	1,950.00
Empty paint drums, Nos.	24,15.00	2,494.00
Other Non-hazardous waste generated (H). Please specify, if any. (Break-up by composition i.e. by materials relevant to the sector)		
1. EOF Slag	1,42,128.00	1,43,573.00
2. LRF Slag	24,480.00	12,996.00
3. Thickener Sludge	11,265.69	12,939.00
4. Scrap from Autogrinding	1,595.87	1,322.00
5. Scales & Cut Ends	30,909.00	24,677.00
6. LRF FES Dust	3,289.00	1,966.00
7. Furnace slag	28,630.00	24,057.00
8. Refractories	563.82	938.00
9. Mill scale	396.00	3,666.00
Total (A+B + C + D + E + F + G + H)	2,50,885.72	2,32,093.00
Waste intensity per rupee of turnover (Total waste generated / Revenue from operations)	0.0000048	0.0000041
Waste intensity per rupee of turnover adjusted for Purchasing Power Parity (PPP)		
(Total waste generated / Revenue from operations adjusted for PPP)	0.0001081	0.000092
Waste intensity in terms of physical output	-	-
Waste intensity (optional) - the relevant metric may be selected by the entity	-	-
For each category of waste generated, total waste recovered through recycling, re-using or other recovery operations (in metric tonnes)		
Category of waste		
(i) Recycled (Oil and Plastic)		25,563
(ii) Re-used	70,562	32,637
(iii) Other recovery operations	0.00	0.00
Total	70,562	58,200
For each category of waste generated, total waste disposed by nature of disposal method (in metric tonnes)		
Category of waste		
(i) Incineration	19.56	5.12
(ii) Landfilling	1,71,265.39	169422
(iii) Other disposal operations	0.00	0.00
Total	1,71,284.95	1,69,427.12

Note: Indicate if any independent assessment/ evaluation/assurance has been carried out by an external agency? (Y/N) If yes, name of the external agency.

Independent assessments are not conducted, instead, all necessary Statutory and Internal Inspections/Audits are conducted periodically.

10. Briefly describe the waste management practices adopted in your establishments. Describe the strategy adopted by your Company to reduce usage of hazardous and toxic chemicals in your products and processes and the practices adopted to manage such wastes

The Company recognizes the substantial impact of greenhouse gases (GHG) on global warming, especially within the Steel industry, where coal usage significantly contributes to global GHG emissions. Adopting the principles of the circular economy, it has implemented several initiatives to minimize waste and enhance sustainability. These measures include replacing all lighting with energy-efficient LED lights, upgrading air conditioning systems to 5-star-rated units, and using waste heat recovery units for oil heating. Additionally, the Company ensures that waste is properly disposed of through authorized suppliers and prioritizes eco-friendly waste disposal practices. Plant waste materials are also recycled whenever



possible. At the Hospet facility, hazardous waste, e-waste, battery waste, and biomedical waste are stored in designated areas and safely disposed of through Karnataka State Pollution Control Board (KSPCB) approved and authorized parties.

11. If the entity has operations/offices in/around ecologically sensitive areas (such as national parks, wildlife sanctuaries, biosphere reserves, wetlands, biodiversity hotspots, forests, coastal regulation zones etc.) where environmental approvals / clearances are required, please specify details in the following format:

Sr. No.	Location of operations/offices	Types of operations	Whether the conditions of environmental approval / clearance are being complied with? (Y/N) If no, the reasons thereof and corrective action taken, if any.
The Company avoids operating in environmentally fragile or ecologically sensitive areas. This strategic choice highlights the Company's commitment to responsible business practices and environmental stewardship, preventing potential harm to fragile ecosystems. By selecting locations that are not ecologically sensitive, the Company aims to minimize its environmental impact and contribute to the preservation of biodiversity and natural habitats.			

12. Details of environmental impact assessments of projects undertaken by the entity based on applicable laws, in the current financial year:

Name and brief details of project	EIA Notification No.	Date	Whether conducted by independent external agency (Yes / No)	Results communicated in public domain (Yes / No)	Relevant Web link
Not applicable. Following the guidelines of the Ministry of Environment, Forest & Climate Change (MoEF), our industrial operations are exempted from the obligation to provide environmental clearance or undergo an Environmental Impact Assessment (EIA).					

13. Is the entity compliant with the applicable environmental law/ regulations/ guidelines in India; such as the Water (Prevention and Control of Pollution) Act, Air (Prevention and Control of Pollution) Act, and Environment protection act and rules thereunder (Y/N). If not, provide details of all such non-compliances, in the following format:

Serial Number	Specify the law / regulation / guidelines which was not complied with	Provide details of the non-compliance	Any fines / penalties / action taken by regulatory agencies such as pollution control boards or by courts	Corrective taken, if any action
The Company has been compliant with all the laws in India, hence the following categories would not be applicable to us.				

Leadership Indicators

1. Water withdrawal, consumption and discharge in areas of water stress (in kilolitres):

For each facility / plant located in areas of water stress, provide the following information:

- Name of the area
- Nature of operations
- Water withdrawal, consumption and discharge in the following format:

Parameter	FY 2023-24	FY 2022-23
Water withdrawal by source (in kilolitres)		
(i) Surface water	8,51,379.00	15,21,162.00
(ii) Groundwater	-	-
(iii) Third party water	-	-
(iv) Seawater / desalinated water	-	-
(v) Others	-	-
Total volume of water withdrawal (in kilolitres)	8,51,379.00	15,21,162.00
Total volume of water consumption (in kilolitres)	8,16,418.00	8,53,323.00
Water intensity per rupee of turnover (Water consumed / turnover)	0.000016	0.000015
Water intensity (optional) – the relevant metric may be selected by the entity	-	-
Water discharge by destination and level of treatment (in kilolitres)		
(i) Into Surface water	0.00	0.00
- No treatment		
- With treatment – please specify level of treatment		

Parameter	FY 2023-24	FY 2022-23
(ii) Into Groundwater	0.00	0.00
- No treatment		
- With treatment – please specify level of treatment		
(iii) Into Seawater	0.00	0.00
- No treatment		
- With treatment – please specify level of treatment		
(iv) Sent to third-parties	0.00	0.00
- No treatment		
- With treatment – please specify level of treatment		
(v) Others	0.00	0.00
- No treatment		
- With treatment – please specify level of treatment		
Total water discharged (in kilolitres)	0.00	0.00

Note: Indicate if any independent assessment/ evaluation/assurance has been carried out by an external agency? (Y/N) If yes, name of the external agency.

Independent assessments are not conducted, instead, all necessary Statutory and Internal Inspections/Audits are conducted periodically.

2. Please provide details of total Scope 3 emissions & its intensity, in the following format:

Parameter	Unit	FY 2023-24	FY 2022-23
Total Scope 3 emissions (Break-up of the GHG into CO ₂ , CH ₄ , N ₂ O, HFCs, PFCs, SF ₆ , NF ₃ , if available)	Metric tonnes of CO ₂ equivalent	1,58,592.25	1,75,429.40
Total Scope 3 emissions per rupee of turnover	Metric tonnes of CO ₂ equivalent/Rs	0.0000031	0.0000031
Total Scope 3 emission intensity (optional) – the relevant metric may be selected by the entity	CO ₂ e/tcs	0.44	0.48

Note: Indicate if any independent assessment/ evaluation/assurance has been carried out by an external agency? (Y/N) If yes, name of the external agency.

In 2022-23 assessment is carried out by DQS. Same is under progress for FY 2023-24.

3. With respect to the ecologically sensitive areas reported at Question 11 of Essential Indicators above, provide details of significant direct & indirect impact of the entity on biodiversity in such areas along-with prevention and remediation activities.

Not Applicable. The Company does not operate in environmentally fragile or ecologically sensitive areas. This strategic choice highlights the Company's commitment to responsible Business practices and Environmental Stewardship, preventing potential harm to fragile ecosystems. By selecting locations that are not ecologically sensitive, the Company aims to minimize its environmental impact and contribute to the preservation of biodiversity and natural habitats.

4. If the entity has undertaken any specific initiatives or used innovative technology or solutions to improve resource efficiency, or reduce impact due to emissions / effluent discharge / waste generated, please provide details of the same as well as outcome of such initiatives, as per the following format:

Sr. No.	Initiative undertaken	Details of the initiative (Web-link, if any, may be provided along-with summary)	Outcome of the initiative
1.	Waste heat recovery unit at SMS for Oil Heating from Waste Heat of Furnace.	Waste heat recovery unit at SMS for Oil Heating from Waste Heat of Furnace	Electricity saving



Sr. No.	Initiative undertaken	Details of the initiative (Web-link, if any, may be provided along-with summary)	Outcome of the initiative
2.	Installation of Automatic Power Factor Controller to reduce overall power consumption.	<p>STATCOM or Static Synchronous Compensator is a power electronic device using force commutated devices like IGBT, GTO etc. to control the reactive power flow through a power network and thereby increasing the stability of power network. STATCOM is a shunt device i.e., it is connected in shunt with the line.</p> <p>At Mukand we have commissioned STATCOM with Capacity of 5.5 MVAR. Multiple benefits are available with Statcom commissioning. The operational benefits include voltage stability, reduction of copper losses, mitigation of harmonics, improved power quality, improvement of plant efficiency, improved life of electrical equipment's and electrical installation, freedom from maintenance needed for conventional reactive power. The major commercial benefits come from reduced consumption of electricity units which are today measured in KVAH by improving power factor. This alone gives ROI of about 1.5 year.</p> <p>The System implemented at the Company has been designed, Manufactured & Commissioned by Clariant Power system Ltd with the Help of our Team.</p>	Electricity saving
3.	Steel Slag Recycling (Hospet)	Proposed	The Company has proposed to repurpose the slag generated from its Steel Melting Shop (SMS) for the production of slag sand. This initiative aims to transform a by-product of Steel manufacturing into a valuable resource for construction and other applications.

5. Does the entity have a business continuity and disaster management plan? Give details in 100 words/ web link.
The Company currently lacks a Business Continuity and Disaster Management Plan but intends to consider implementing one in the near future.
6. Disclose any significant adverse impact to the environment, arising from the value chain of the entity. What mitigation or adaptation measures have been taken by the entity in this regard?
Currently, no evaluation of value chain partner is being conducted. However, looking ahead, the Company remains committed to proactively assessing potential environmental risks and implementing appropriate mitigation or adaptation measures as necessary. We aim to continually enhance sustainability practices throughout our operations, ensuring minimal environmental impact across the entire value chain.
7. Percentage of value chain partners (by value of business done with such partners) that were assessed for environmental impacts.
The percentage of value chain partners assessed for environmental impacts is not applicable as the Company has not detected any significant adverse environmental impacts within its value chain. However, the Company is dedicated to proactively evaluating potential environmental risks and implementing suitable mitigation or adaptation measures in the future.

PRINCIPLE 7: Businesses, when engaging in influencing public and regulatory policy, should do so in a manner that is responsible and transparent

Essential Indicators

1. a) Number of affiliations with trade and industry chambers/ associations.

The Company is affiliated with 6 National & 1 State Trade and Industry Chambers.

- b) List the top 10 trade and industry chambers/ associations (determined based on the total members of such body) the entity is a member of/ affiliated to.

Sr. No.	Name of the trade and industry chambers / associations	Reach of trade and industry chambers/ associations (State/ National)
1	Confederation of Indian Industry	National
2	The Alloy Steel Producers Association of India	National
3	Indian Stainless Steel Development Association	National
4	Steel Furnace Association of India	National
5	Engineering Export Promotion Council	National
6	Federation of Indian Export Association	National
7	Thane-Belapur Industrial Association	State

2. Provide details of corrective action taken or underway on any issues related to anticompetitive conduct by the entity, based on adverse orders from regulatory authorities

Name of authority	Brief of the case	Corrective active taken
Not Applicable. There were no instances of any anti-competitive conduct by the Company.		

Leadership Indicators

1. Details of public policy positions advocated by the entity:

Sr. No.	Public policy advocated	Method resorted for such advocacy	Whether information available in public domain? (Yes/No)	Frequency of Review by Board (Annually/ Half yearly/ Quarterly / Others – please specify)	Web Link, If available
The Company actively participates in advocating Industry-related matters for the advancement of both the Industry and public good through various Industry Associations. We adhere to a Code of Conduct Policy to ensure the highest standards of Business conduct is maintained while engaging with these Trade Associations and Industry Bodies. The Company's Public Policy advocacy efforts are focused on helping the Steel Industry improve its competitiveness and the country achieve its major strategic objectives. In particular, we focus on increasing Steel demand and usage, improving the Ease and Cost of doing Business, Sustainability, Environment and Climate Change, initiatives to decarbonise the Indian Steel Industry and alignment with United Nation's Sustainable Developmental Goals.					

PRINCIPLE 8: Businesses should promote inclusive growth and equitable development

Essential Indicators

1. Details of Social Impact Assessments (SIA) of projects undertaken by the entity based on applicable laws, in the current financial year.

Name and Brief details of project	SIA Notification No.	Date of notification	Whether conducted by independent external agency (Yes/No)	Results communicated in public domain (Yes/No)	Relevant Web Link
Considering the Company's Business operations, we have not conducted SIA for this reporting period.					

2. Provide information on project(s) for which ongoing Rehabilitation and Resettlement (R&R) is being undertaken by your entity, in the following format:

Sr. No.	Name of Project for which R&R is ongoing	State	District	No. of Project Affected Families (PAFs)	5 of PAFs covered by R&R	Amounts paid to PAFs in the FY (in INR)
Not Applicable, as there is no ongoing project.						



3. Describe the mechanisms to receive and redress grievances of the community.

In response to the challenges posed by the remote and rural nature of the areas surrounding our facilities, the Company has developed programs tailored to address Education and Sanitation issues. Recognizing the significance of the community around its manufacturing facilities as a crucial stakeholder, particularly regarding their Welfare and Safety, the Company has designated the Plant Head and Plant HR as officials whom the Community around the plants can approach with their grievances.

4. Percentage of input material (inputs to total inputs by value) sourced from suppliers:

	FY 2023-24	FY 2022-23
Directly sourced from MSMEs/ small producers	3.47	4.44
Sourced directly from within India	84.66	81.71

5. Job creation in smaller towns – Disclose wages paid to persons employed (including employees or workers employed on a permanent or non-permanent / on contract basis) in the following locations, as % of total wage cost

Location	FY 2023-24	FY 2022-23
Rural	0.00	0.00
Semi-Urban	0.00	0.00
Urban	0.00	0.00
Metropolitan	100.00	100.00

Leadership Indicators

1. Provide details of actions taken to mitigate any negative social impacts identified in the Social Impact Assessments (Reference: Question 1 of Essential Indicators above):

Details of negative social impact identified	Corrective action taken
Not Applicable, as the Company has not conducted any Social Impact Assessments (SIAs).	

2. Provide the following information on CSR projects undertaken by your entity in designated aspirational districts as identified by government bodies:

Sr. No.	State	Aspirational District	Amount spent (In INR)
Not applicable			

3. (a) Do you have a preferential procurement policy where you give preference to purchase from suppliers comprising marginalized /vulnerable groups? (Yes/No)

The Company's committed to implementing a Preferential Procurement Policy that prioritizes purchasing from Suppliers representing marginalized or vulnerable groups in the future. While our current operations necessitate procurement of Scrap Steel from reputable domestic companies or through imports to meet industry requirements, we recognize the importance of supporting local communities. Therefore, we are actively working towards establishing and implementing a policy that promotes procurement from marginalized or vulnerable groups, aligning with our commitment to Corporate Social Responsibility and inclusive economic growth.

(b) From which marginalized /vulnerable groups do you procure?

While our current operations necessitate procurement of Scrap Steel from reputable domestic companies or through imports to meet industry requirements, we recognize the importance of supporting local communities. Therefore, we are actively working towards establishing and implementing a policy that promotes procurement from marginalized or vulnerable groups, aligning with our commitment to Corporate Social Responsibility and inclusive economic growth.

(c) What percentage of total procurement (by value) does it constitute?

As of now, the percentage of total procurement (by value) from marginalized or vulnerable groups is Nil. However, acknowledging the significance of supporting local communities, we are actively working towards establishing and implementing a policy that promotes procurement from such groups. This aligns with our commitment to Corporate Social Responsibility and inclusive economic growth.

4. Details of the benefits derived and shared from the intellectual properties owned or acquired by your entity (in the current financial year), based on traditional knowledge:

Sr. No.	Intellectual Property based on traditional knowledge	Owned/ Acquired (Yes/No)	Benefit shared (Yes / No)	Basis of calculating benefit share
Not Applicable				

5. Details of corrective actions taken or underway, based on any adverse order in intellectual property related disputes wherein usage of traditional knowledge is involved.

Name of authority	Brief of the case	Corrective Action taken
Not Applicable		

6. Details of beneficiaries of CSR Projects:

Sr. No.	CSR Project	No. of persons benefitted from CSR projects	% of beneficiaries from vulnerable and marginalized groups
1	Education enhancement	The Programme reached out to around 9,000 students across 44 schools in Shahapur. Distribution of Uniforms to school Students in Shahapur across 44 schools. The Total requirement was around 9700 sets of Uniform for Boys and Girls. We made 5 Distribution points to cater to all the schools due to geographical challenges in that area. Along with ANNADA (Association for Nutrition and Development Action), we are distributing nutritious snacks to more than 9000 students across 44 schools.	-
2	Women empowerment	Employment to 44 local women to prepare the snacks which are served fresh to the students. In discussion with a local partner for supporting Vocational Training Institute in Shahapur to teach stitching to local village women.	-
3	Promoting Sport	Annual Sports Event was held at Shahapur in February 2024. Around 900+ students from 44 schools participated in the event along with their teachers and school principal. Along with Road Race, we also organized a competition of Mallakhamba which is quite popular sport amongst school children.	-
4	Healthcare Initiative	As per the request received from Directorate of Industrial Safety and Health about Gumboots, We are donating 150 gumboots for the local farmers who work in the field and are prone to snake bites. We are in touch with the District Administration at Thane to arrange for a free Health check-up camp for the School students in Shahapur.	-

PRINCIPLE 9: Businesses should engage with and provide value to their consumers in a responsible manner

Essential Indicators

1. Describe the mechanisms in place to receive and respond to consumer complaints and feedback.

At the Company, we prioritize transparency and accessibility for our consumers. They have the option to visit our website and reach out to us in case of any concerns or queries. All relevant email addresses are published on our corporate website: www.mukand.com. We are committed to foster open communication channels and promptly address consumer needs and concerns.

2. Turnover of products and / services as a percentage of turnover from all products/ service that carry information about:

	As a percentage to total turnover
Environmental and social parameters relevant to the product	NA
Safe and responsible usage	100.00
Recycling and/or safe disposal	NA



3. Number of consumer complaints in respect of the following:

	FY 2023-24		Remarks	FY 2022-23		Remarks
	Received during the Year	Pending resolution at end of year		Received during the Year	Pending resolution at end of year	
Data Privacy	No such complaints received for both the reporting years.					
Advertising						
Cyber-security						
Delivery of essential services						
Restrictive Trade Practices						
Unfair Trade Practices						
Other						
Total						

4. Details of instances of product recalls on account of safety issues:

	Number	Reasons for recall
Voluntary recalls	0	0
Forced recalls	0	0

5. Does the entity have a framework / policy on cyber security and risks related to data privacy? (Yes/No) If available, provide a web-link of the policy

Yes, the Company acknowledges the critical importance of Cybersecurity and Data Privacy in the current digital landscape, and has established a comprehensive policy known as the Cybersecurity and Privacy Policy. This Policy serves as a robust guideline to mitigate risks associated with cyber threats and safeguard the confidentiality, integrity, and availability of sensitive information. Accessible through our Internal Employee Service Portal, the policy outlines protocols and best practices to ensure the protection of our systems, networks, and data assets from potential cyber-attacks or breaches.

6. Provide details of any corrective actions taken or underway on issues relating to advertising, and delivery of essential services; cyber security and data privacy of customers; re-occurrence of instances of product recalls; penalty / action taken by regulatory authorities on safety of products / services.

Not Applicable

7. Provide the following information relating to data breaches:

a) Number of instances of data breaches

There have been no instances of data breaches.

b) Percentage of data breaches involving personally identifiable information of customers

Not Applicable

c. Impact, if any, of the data breaches

Not Applicable

Leadership Indicators

1. Channels / platforms where information on products and services of the entity can be accessed (provide web link, if available).

Information regarding our products is easily available on multiple platforms for the convenience of our customers. This includes our website: www.mukand.com, as well as trade websites like IndiaMART. Furthermore, we ensure accessibility to product details through our sales brochures.

2. Steps taken to inform and educate consumers about safe and responsible usage of products and/or services.

Our product packaging includes safe usage instructions for our consumers' convenience and safety.

3. Mechanisms in place to inform consumers of any risk of disruption/discontinuation of essential services.

The Company does not have mechanisms in place to inform consumers of any risk of disruption or discontinuation of essential services, as the company does not fall into the essential product category.

4. Does the entity display product information on the product over and above what is mandated as per local laws? (Yes/No/ Not Applicable) If yes, provide details in brief. Did your entity carry out any survey with regard to consumer satisfaction relating to the major products / services of the entity, significant locations of operation of the entity or the entity as a whole? (Yes/No)

We adhere to the product display information requirements as mandated by relevant laws and regulations.

Annexure to the Directors' report

Corporate Governance Report

Corporate Philosophy: Mukand continues to uphold its commitment to adhere to high standards of Corporate Governance. The Company strives to ensure transparency in all its operations, make disclosures and comply with various laws and regulations. Therefore, emphasis is on adding value to its shareholders, investors, employees, suppliers, customers and the community. Your Company is in full compliance with the norms and disclosures that have to be made from time to time with the requirements of the Securities and Exchange Board of India (Listing Obligations and Disclosure Requirements) Regulations, 2015 [SEBI LODR, 2015] as amended.

1. THE BOARD OF DIRECTORS

1.1 Composition and size of the Board

The Board has an optimum combination of executive and non-executive directors. As on March 31, 2024, the Board comprised of 7 (Seven) directors, out of which 2 (two) were Executive Directors and 5 (five) were Non- Executive Directors including 4 (four) Independent director out of which 1 (one) is woman director. The Company has had no pecuniary relations or transactions with the non-executive directors/independent directors other than payment of sitting fees/ fees for professional services and reimbursement of expenses incurred by them for attending meetings of the Board/ Committees of the Company.

1.2 Board Meetings

During the financial year 2023-24, 4 (Four) Meetings of the Board were held on May 16, 2023, August 11, 2023, November 09, 2023 and February 08, 2024. The Board was presented with relevant, statutory and necessary information at these meetings.

The composition of Board of Directors, attendance of each Director at the Board Meetings and the last Annual General Meeting, number of directorships and committee membership(s) /chairmanship(s) of each Director and other details as on March 31, 2024, are tabulated hereunder:

Sr. No.	Name & DIN of Director	Category	No. of Board meetings attended / held during their tenure	Whether attended last AGM held on August 11, 2023	No. of positions held in listed and unlisted public limited companies (including this Company)		
					Directorships	As member (including as Chairman)	As Chairman
1	Shri Niraj Bajaj (DIN: 00028261)	P.CMD	4/4	Yes	8*	1	0
2	Shri Prakash V. Mehta (DIN: 00001366)	I.NED	4/4	Yes	5	6	3
3	Shri Amit Yadav (DIN: 02768784)	I.NED	4/4	Yes	1	2	1
4	Smt Bharti R Gandhi (DIN: 00306004)	I.NED	4/4	Yes	2	1	-
5**	Shri Arvind Madhav Kulkarni (DIN: 01656086)	NED	4/4	Yes	2	-	-
6	Shri Sankaran Radhakrishnan (DIN: 00381139)	I.NED	4/4	Yes	4	2	1
7***	Shri Niravnayan Niraj Bajaj (DIN : 08472468)	ED	3/3	Yes	4	-	-

Legend: P: Promoter; CMD: Chairman & Managing Director; I: Independent; NED: Non-Executive Director.

* Includes directorship in IMC Chamber of Commerce and Industry, a public company under Section 8 of the Companies Act, 2013

** Shri Arvind Madhav Kulkarni re-designated as Non Executive Non Independent Director of the Company w.e.f. April 13, 2023

***Shri Niravnayan Niraj Bajaj, son of Shri Niraj Bajaj, Chairman and Managing Director of the Company, is appointed as the Whole-time Director of the Company w.e.f. May 16, 2023.



None of the directors is a member of more than ten committees or acting as Chairman of more than five committees across all public companies in which he/ she is a Director as per Regulation 26 of SEBI LODR, 2015.

As per declarations received, none of the directors serves as an independent director in more than seven listed companies. Brief profile of each of the directors of the Company is available on the Company's website: www.mukand.com.

For the purpose of considering limit of the committees on which a director can serve, all public limited companies, whether listed or not have been included, and all other companies including private companies, foreign companies and companies under Section 8 of the Companies Act, 2013 have been excluded. Only Audit Committee and Stakeholders' Relationship Committee are considered for the purpose of reckoning committee positions.

None of the directors holds office as director, including alternate director, in more than twenty companies at the same time. None of them has directorship in more than ten public companies. For reckoning the limits of public companies, directorship of private companies that are either holding or subsidiary of public companies are included and directorship in dormant companies are excluded.

Directorship in other listed companies excluding Mukand Limited as on March 31, 2024, is tabulated hereunder

Sr. No.	Name of the Director	Name of listed entities	Category
1	Shri Niraj Bajaj	Bajaj Auto Limited	Non-executive director
		Bajaj Holdings & Investment Limited	Non-executive director
2	Shri Prakash V. Mehta	Oriental Aromatics Limited	Independent director
		Bharat Bijlee Limited	Independent director
		Advani Hotels and Resorts (India) Limited	Independent director
3	Shri Amit Yadav	--	--
4	Smt. Bharti R. Gandhi	--	--
5	Shri Sankaran Radhakrishnan	--	--
6	Shri Arvind Madhav Kulkarni	--	--
7	Shri Niravnayan Niraj Bajaj	Hercules Hoist Limited	Non-executive director

Skills/ Expertise/ Competencies of the Board of Directors

As stipulated under schedule V to the SEBI LODR, 2015, core skills/expertise/competencies as required in the context of the business and sector for it to function effectively and those actually available with the Board have been identified by the Board of directors.

The chart/matrix of such core skills/expertise/competencies, along with the names of directors who possess such skills, is given below.

- Knowledge on Company's businesses (Steel and Industrial Machinery Division), policies and culture (including the Mission, Vision and Values) major risks / threats and potential opportunities and knowledge of the industry in which the Company operates.
- Behavioural skills - attributes and competencies to use their knowledge.
- Business Strategy, Sales & Marketing, Corporate Governance, Forex Management, administration, decision making.
- Financial and Management skills, knowledge of law, Insurance, Project management, human resource management, CSR etc.
- Technical / Professional skills and specialized knowledge in relation to Company's business.

Name	Core Skills/ Expertise/ Competencies
Shri Niraj Bajaj	Knowledge on Company's businesses (Steel and Industrial Machinery Division), policies and culture (including the Mission, Vision and Values) major risks / threats and potential opportunities and knowledge of the industry in which the Company operates, Behavioural skills - attributes and competencies to use their knowledge, Business Strategy, Sales & Marketing, Corporate Governance, Forex Management, administration, decision making, Financial and Management skills, knowledge of law, Insurance, Project management, human resource management, CSR, etc., Technical / Professional skills and specialized knowledge in relation to Company's business.

Shri Prakash Mehta	Knowledge on Company's businesses (Steel and Industrial Machinery Division), policies and culture (including the Mission, Vision and Values) major risks / threats and potential opportunities and knowledge of the industry in which the Company operates, Behavioural skills - attributes and competencies to use their knowledge, Corporate Governance, administration, decision making, Financial and Management skills, knowledge of law, Insurance, Project management, human resource management, CSR, etc., Professional skills and specialized knowledge in relation to Company's business.
Shri Amit Yadav	Knowledge on Company's businesses (Steel and Industrial Machinery Division), policies and culture (including the Mission, Vision and Values) major risks / threats and potential opportunities and knowledge of the industry in which the Company operates, Behavioural skills - attributes and competencies to use their knowledge, Business Strategy, Sales & Marketing, Corporate Governance, Forex Management, administration, decision making. Financial and Management skills, knowledge of law, Insurance, Project management, human resource management, CSR, etc., Technical / Professional skills and specialized knowledge in relation to Company's business.
Smt. Bharti R. Gandhi	Knowledge on Company's businesses (Steel and Industrial Machinery Division), policies and culture (including the Mission, Vision and Values) major risks / threats and potential opportunities and knowledge of the industry in which the Company operates, Behavioural skills - attributes and competencies to use their knowledge, Administration, decision making, Financial and Management skills, human resource management, CSR, etc.
Shri Sankaran Radhakrishnan	Knowledge on Company's businesses (Steel and Industrial Machinery Division), policies and culture (including the Mission, Vision and Values) major risks / threats and potential opportunities and knowledge of the industry in which the Company operates, Behavioural skills - attributes and competencies to use their knowledge, Business Strategy, Sales & Marketing, Corporate Governance, Forex Management, administration, decision making, Financial and Management skills, knowledge of law, Insurance, Project management, human resource management, CSR, etc., Technical / Professional skills and specialized knowledge in relation to Company's business.
Shri A M Kulkarni	Knowledge on Company's businesses (Steel and Industrial Machinery Division), policies and culture (including the Mission, Vision and Values) major risks / threats and potential opportunities and knowledge of the industry in which the Company operates, Behavioural skills - attributes and competencies to use their knowledge, Business Strategy, Sales & Marketing, Corporate Governance, Forex Management, administration, decision making, Financial and Management skills, knowledge of law, Insurance, Project management, human resource management, CSR, etc., Technical / Professional skills and specialized knowledge in relation to Company's business.
Shri Niravnayan Niraj Bajaj	Knowledge on Company's businesses (Steel and Industrial Machinery Division), policies and culture (including the Mission, Vision and Values) major risks / threats and potential opportunities and knowledge of the industry in which the Company operates, Behavioural skills - attributes and competencies to use their knowledge, Business Strategy, Sales & Marketing, Corporate Governance, Forex Management, administration, decision making, Financial and Management skills, knowledge of law, Insurance, Project management, human resource management, CSR, etc., Technical / Professional skills and specialized knowledge in relation to Company's business.



Confirmation regarding Independent Directors

Based on annual declaration of independence received from Independent Directors, all the Independent Directors of the Company meet the conditions specified in SEBI LODR, 2015 and are independent of the management.

None of the Independent Directors of the Company resigned before the expiry of their respective tenure during FY: 2023-24.

Information supplied to the Board

In advance of each meeting, the Board is presented with relevant information on various matters related to the working of the Company, especially those that require deliberation at the highest level. Presentations are also made to the Board by different functional heads on important matters from time to time. Directors have separate and independent access to officers of the Company. In addition to items which are required to be placed before the Board for its noting and /or approval, information is provided on various significant items.

The information supplied by management to the Board of the Company is in accordance with SEBI LODR, 2015 and Companies Act, 2013.

Orderly succession to the Board and Senior Management

The Board of the Company satisfied itself that plans are in place for orderly succession for appointments to the Board and Senior Management.

Review of legal compliance reports

During the year, the Board periodically reviewed compliance reports with respect to the various laws applicable to the Company, as prepared and placed before it by the Management.

Maximum tenure of independent directors

The maximum tenure of independent directors is in accordance with the Companies Act, 2013 and Regulation 25 (2) of SEBI LODR, 2015.

Formal letter of appointment to Independent directors

The Company issues a formal letter of appointment to independent directors in the manner as provided in the Companies Act, 2013. The Standard appointment letter containing the terms and conditions of appointment of independent directors are placed on the Company's website www.mukand.com.

Appointment / Re-appointment of Directors

Shri Niraj Bajaj being liable to retire by rotation shall retire at the ensuing Annual General Meeting and being eligible, offer himself for re-appointment. Further, first term of five consecutive years of Shri Sankaran Radhakrishnan, as Independent Director of the Company was upto May 19, 2024. The Board of Directors of the Company at its meeting held on May 15, 2024 on recommendation of Nomination and Remuneration Committee approved the re-appointment of Shri Sankaran Radhakrishnan as an Independent Director of the Company for another term of five consecutive years subject to approval of shareholders at the ensuing Annual General Meeting. Brief profile and other particulars of Shri Niraj Bajaj and Shri Sankaran Radhakrishnan pursuant to regulation 36(3) of the SEBI LODR, 2015 are annexed to the Notice convening 86th Annual General Meeting which forms part of the Annual Report.

Shri Niravnan Bajaj is appointed as the Whole-time Director of the Company w.e.f 16th May, 2023 at the 85th Annual General Meeting. Further, Shri Arvind M Kulkarni who retired by rotation at the 85th Annual General Meeting is re-appointed as Non Executive, Non Independent Director of the Company.

Familiarisation Programme

The Company familiarizes not only the Independent Directors but every new appointee on the Board, with a brief background of the Company, their roles, rights, responsibilities in the Company, nature of the industry in which the Company operates, operations of the Company, etc. They are also informed of the important policies of the Company, including the Code of Conduct for Board Members and Senior Management Personnel and the Code of Conduct to Regulate, Monitor and Report Trading in securities by Insiders, etc. The particulars of familiarization programme for Independent Directors can be accessed through the web link: <http://www.mukand.com>. The directors were provided necessary updates and information about the business and compliances during the quarterly Board meeting/s.

2. AUDIT COMMITTEE

As on March 31, 2024, Audit Committee of the Company comprised of Shri Prakash V. Mehta as Chairman, and Shri Sankaran Radhakrishnan and Shri Amit Yadav as members of the Committee, all of whom are Independent Directors.

During the year under review, 4 (four) meetings of the Committee were held on May 16, 2023, August 11, 2023,

November 09, 2023 and February 08, 2024. The attendance of the members at the meetings of Committee held during the year is as follows:

Name of Member	Nature of Membership	Meetings Attended / Held
Shri Prakash V. Mehta	Chairman	4/4
Shri Amit Yadav	Member	4/4
Shri Sankaran Radhakrishnan	Member	4/4

All the recommendations of the Audit Committee have been accepted by the Board of Directors during the year.

The Statutory Auditors, Chairman & Managing Director, Chief Executive Officer, Chief Financial Officer, are the permanent invitees to the Audit Committee Meetings. The Cost Auditor is invited to attend the meeting where Cost Audit Report is considered. The Internal Auditors attend where internal audit reports are discussed. The Company Secretary acts as Ex-officio Secretary to the Audit Committee.

Apart from considering un-audited and/or audited financial results for the relevant quarters and for the year prior to adoption/ approval by the Board, the Committee focused its attention on key areas impacting the overall performance of the Company, Operations of Plants, Cost Audit, Review of Internal Control System, Energy Conservation/Saving and Cost Control measures, I.T. Security and Management Information System, Major Accounting Policies and Practices, Current Assets Management, Performance Reviews, Related Party transactions, Annual Budget and Annual Internal Audit plan. Based on the Committee's discussions and review of the observations of the reports submitted by the Company's Internal Auditors on Systems and Controls, Cost Control measures and Statutory Compliance in various functional areas, the Audit Committee advises the management on areas where greater internal control and internal audit focus is needed and on new areas to be taken up for audit.

Terms of reference: The detailed terms of reference of the audit committee have been placed on the website of the Company at <https://www.mukand.com/wp-content/uploads/2022/11/terms-of-reference-audit-committee.pdf>

3. NOMINATION AND REMUNERATION COMMITTEE

As on March 31, 2024, the Nomination and Remuneration Committee (NRC) comprised of Shri Prakash V. Mehta as Chairman, and Shri Sankaran Radhakrishnan and Smt. Bharti R. Gandhi as members of the Committee, all of whom are Independent Directors.

During the year under review, 1 (One) meeting of the Committee was held on May 16, 2023. The attendance details of the members of the Committee at the said meetings are as follows:

Name of Member	Nature of Membership	Meetings Attended / Held
Shri Prakash V. Mehta	Chairman	1/1
Shri Sankaran Radhakrishnan	Member	1/1
Smt. Bharti R. Gandhi	Member	1/1

Terms of reference: The detailed terms of reference of the NRC committee have been placed on the website of the Company at <https://www.mukand.com/wp-content/uploads/2022/11/terms-of-reference-nomination-remuneration-committee.pdf>.

Performance Evaluation

The Board has carried out the annual performance evaluation of its own performance, the Directors individually as well as the evaluation of the working of its Audit, Nomination and Remuneration and other Committees constituted as required by the provisions of the Companies Act, 2013 and SEBI LODR, 2015. A structured questionnaire was prepared after taking into consideration inputs received from the Directors, covering various aspects of the Board's functioning such as adequacy of the composition of the Board and its Committees, Board culture, execution and performance of specific duties, obligations and governance etc. The performance evaluation criteria for Independent Directors is determined as per provisions of the Companies Act, 2013 and SEBI LODR, 2015 and guidance note on evaluation issued by SEBI. An Indicative list of factors on which evaluation was carried out includes participation and contribution by the director, commitment, effective deployment of knowledge and expertise, integrity and maintenance of confidentiality and independence of behaviour and judgement.

A separate exercise was carried out to evaluate the performance of individual Directors, including the Chairman of the Board, who were evaluated on parameters such as level of engagement and contribution, independence of judgement safeguarding the interests of the Company and its minority shareholders etc. The performance evaluation of the Independent Directors was carried out by the entire Board excluding the independent directors being evaluated. The performance evaluation of the Chairman and the Non- Independent Directors was carried out by the Independent Directors. The Directors expressed their satisfaction with the evaluation process.



Remuneration Policy for Directors, Key Managerial Personnel and other employees

The Company has formulated Nomination & Remuneration policy for implementation by the Committee which is available on the website of the Company under web link: <https://www.mukand.com/wp-content/uploads/2023/01/revise-remuneration-policy.pdf>

Brief summary of Remuneration Policy for Directors, Key Managerial Personnel and other Employees, inter-alia, is as follows:

A. Non-Executive Directors (NEDs)

NEDs shall be paid -

- (i) sitting fee of Rs.100,000/- for every meeting of the Board and Audit Committee attended by them as a member thereof
- (ii) sitting fee of Rs.50,000/- for every meeting of Nomination and Remuneration Committee and Stakeholders' Relationship Committee attended by them as a member thereof and
- (iii) sitting fee of Rs.30,000/- for every meeting of Finance & Investment Committee, Risk Management Committee attended by them as a member thereof and for attending separate meeting of Independent Directors.

The Company has no stock options plans and no payment by way of bonus, pension, incentives etc. shall be made to NEDs.

B. Managing Director, Key Managerial Personnel & Employees

The objective of the policy is directed towards having a compensation philosophy and structure that will reward and retain talent. The Remuneration to Managing Director shall take into account the Company's overall performance, Managing Director's contribution for the same & trends in the industry in general, in a manner which will ensure and support a high-performance culture.

The Company has no stock option plans and hence such instruments do not form part of their remuneration package.

The Remuneration to others will be such as to ensure that the relationship of remuneration to performance is clear and meets appropriate performance benchmarks.

Remuneration to Directors, Key Managerial Personnel and Senior Management will have a balance between fixed and incentive pay reflecting short- and long-term performance objectives appropriate to the working of the Company and its goals.

The details of remuneration paid / payable to Shri Niraj Bajaj, Chairman & Managing Director and Shri Arvind M. Kulkarni and Shri Niravnayan Bajaj, Whole-time Directors, during financial year 2023-24 is as follows:

Remuneration Package	Niraj Bajaj (Rs. in crore)	Arvind M. Kulkarni* (Rs. in crore)	Niravnayan Bajaj** (Rs. in crore)
Salary and allowances	1.64	0.027	0.32
Leave Encashment / Gratuity	0	2.94	0
Contribution to Provident Fund and Other funds	0.075	0.068	0.034
Perquisites	0.018	0.024	0.006
Performance Based	0	0.14	0.04
Total	1.74	3.20	0.40

* Re-designated as Non-Executive Director w.e.f.13th April, 2023.

** Appointed as Whole-time Director w.e.f. 16th May, 2023.

The shareholders of the Company have passed special resolution through Postal Ballot Notice dated February 13, 2023, for re-appointment of Shri Niraj Bajaj as Chairman and Managing Director for further period of 3 years with effect from July 05, 2023.

The Company does not pay any remuneration to the Non-executive Directors of the Company except for the payment of sitting fees for attending Board meetings, Committee meetings and meeting of Independent Directors. The Company has not issued stock options to any of its directors. Details of sitting fees paid to the non-executive directors/independent directors during the year and the shares held by them in the Company as on March 31, 2024 is as follows.

Sr. No.	Name of the Director	Gross Sitting Fees (In Rs.)	Equity Shareholding
1	Shri Prakash V. Mehta	9,30,000	-
2	Shri Amit Yadav	8,80,000	1400*
3	Smt. Bharti R. Gandhi	5,90,000	19,409**
4	Shri Sankaran Radhakrishnan	10,00,000	833***
5	Shri A M Kulkarni	4,60,000	3,520****

* 250 shares held as Karta of Amit Yadav, HUF and 1,150 shares held jointly with spouse.

** 19,409 shares held jointly with spouse.

*** 391 shares held jointly with spouse.

**** 1,760 shares held jointly with spouse.

Sitting fees mentioned above includes payment for Board-level statutory and non-statutory committee meetings as well as meetings of independent directors. No commission was paid to directors during the FY: 2023-24

4. STAKEHOLDERS' RELATIONSHIP COMMITTEE

As on March 31, 2024, the Stakeholders' Relationship Committee (SRC) comprised of Shri Amit Yadav as Chairman, Shri Prakash V. Mehta and Smt. Bharti R. Gandhi as members of the Committee. All the members of the committee are Independent Directors. Further, Mr. Rajendra Sawant, Company Secretary of the Company is also designated as Compliance Officer of the Company.

During the year under review, 1 (One) meeting of the Committee was held on May 16, 2023, which was attended by all the members of the Committee.

As on March 31, 2024, no request for dematerialization/ rematerialisation of shares was pending for approval.

Terms of Reference: The terms of reference of SRC committee have been placed on website of the Company at <https://www.mukand.com/wp-content/uploads/2022/11/terms-of-reference-stakeholder-committee.pdf>

There were no major complaints from the investors.

Routine complaints relating to details of shares offered, payment of dividends, transfer of shares, dematerialization of shares, issue of duplicate shares, request for change of address, non-returning of share certificates which was mainly due to old invalid share certificates, etc. were attended generally within prescribed time. The Company has not received any material complaints from shareholders through SEBI, Stock Exchanges (NSE & BSE) and other securities market intermediaries (NSDL & CDSL) during the year under review.

Details of shareholders' complaints received and redressed during the financial year 2023-24 are as follows:-

Opening Balance at 01-04-2023	Received in FY: 2023-24	Resolved in FY: 2023-24	Remain unresolved at 31-03-2024
NIL	436	436	NIL

5. RISK MANAGEMENT COMMITTEE

As on March 31, 2024, the Risk Management Committee (RMC) comprised of Shri Niraj Bajaj as Chairman, Shri Sankaran Radhakrishnan, Shri A.M. Kulkarni and Shri Shashibhushan Upadhyay as members of the Committee.

During the year under review, 2 (Two) meetings of the Committee were held on September 18, 2023 and March 12, 2024. The attendance details of the members of the Committee at the said meetings are as follows:

Name of Member	Nature of Membership	No. of Meetings Attended / Held
Shri Niraj Bajaj	Chairman	2/2
Shri Sankaran Radhakrishnan	Member	2/2
Shri A.M. Kulkarni	Member	2/2
Shri Shashibhushan Upadhyay	Member	2/2

Terms of reference: The detailed terms of reference of the RMC committee have been placed on the website of the Company at https://www.mukand.com/wp-content/uploads/2021/08/Risk_Management_Committee_Charter.pdf



6. GENERAL BODY MEETINGS

i) Details of the last three Annual General Meetings of the Company are as follows:

AGM	Date & time of AGM	Venue of AGM
83 rd	September 18, 2021 at 12.00 noon	Since meeting was through video conferencing, deemed venue of the meeting was Registered Office of the Company i.e., 3rd Floor, Bajaj Bhawan, Jamnalal Bajaj Marg, 226, Nariman Point, Mumbai - 400 021
84 th	August 10, 2022 at 11:30 a.m.	Kamalnayan Bajaj Hall, Bajaj Bhawan, Jamnalal Bajaj Marg, 226, Nariman Point, Mumbai - 400 021
85 th	August 11, 2023 at 11.30 a.m.	Kamalnayan Bajaj Hall, Bajaj Bhawan, Jamnalal Bajaj Marg, 226, Nariman Point, Mumbai - 400 021

ii) The details of the Special Resolutions passed in the Annual General Meetings held in the previous three (3) years are given below:

No. of AGM	Date & Time of AGM	Description of Special Resolution
83 rd	September 18, 2021 at 12:00 noon	i) Approval for re-appointment /re-designation/ continuation of Shri Pratap V. Ashar as a Non- executive Director. ii) General approval for Issue of Redeemable Non-convertible Debentures on private placement basis.
84 th	August 10, 2022 at 11:30 a.m.	i) General approval for Issue of Redeemable Non-convertible Debentures on private placement basis
85 th	August 11, 2023 at 11.30 a.m.	i) Appointment of Shri Niravnayan Bajaj as Whole-time Director and fix remuneration payable to him; ii) General approval for Issue of Redeemable Non-convertible Debentures on private placement basis

iii) **Details of Postal Ballot conducted during the year:** During the year, following Ordinary Resolutions were passed through postal ballot

1. Approval for Material Related Party Transactions proposed to be entered during FY: 2024-25.

- Details of the Scrutiniser: Anirudh Kumar Tanvar., Practising Company Secretary, Mumbai
- Date of approval of resolution: March 20, 2024
- Date of Scrutinizer report: March 21, 2024
- Type of Resolution: Ordinary Resolution

Total no. of valid votes polled	Total no. of votes -in favour (%)	Total no of votes - against (%)
35,45,721	34,89,810 (98.42%)	55,911 (1.58 %)

The Scrutiniser's Report along with details of voting for the above Postal ballots have been posted on the Company's website and can be accessed at <https://www.mukand.com/wp-content/uploads/2024/03/SE-Intimation-Postal-Ballot-Evoting-Results-03-2024.pdf>

2. Approval for modification of Material Related Party Transactions for FY: 2023-24.

- Details of the Scrutiniser: Anirudh Kumar Tanvar., Practising Company Secretary, Mumbai
- Date of approval of resolution: March 20, 2024
- Date of Scrutinizer report: March 21, 2024
- Type of Resolution: Ordinary Resolution

Total no. of valid votes polled	Total no. of votes -in favour (%)	Total no of votes - against (%)
35,45,721	35,41,694 (99.88%)	4,027 (0.11%)

The Scrutiniser's Report along with details of voting for the above Postal ballots have been posted on the Company's website and can be accessed at <https://www.mukand.com/wp-content/uploads/2024/03/SE-Intimation-Postal-Ballot-Evoting-Results-03-2024.pdf>

iv) Details of proposed business item through postal ballot:

None of the businesses proposed to be transacted at the ensuing 86th Annual General Meeting require passing a resolution through Postal Ballot.

v) Procedure for Postal Ballot:

The Postal Ballot was carried out as per the provisions of Section 108 and 110 and other applicable provisions of the Companies Act, 2013, read with Rules 20 and 22 of the Companies (Management and Administration) Rules, 2014, as amended, (including any statutory modification or re-enactment thereof for the time being in force), Regulation 44 of the Securities and Exchange Board of India (Listing Obligations and Disclosure Requirements) Regulations, 2015, Secretarial Standards issued by the Institute of Company Secretaries of India on General Meeting ('SS-2') and the relaxations and clarifications issued by Ministry of Corporate Affairs vide General Circular Nos. 14/2020 dated April, 8, 2020, 17/2020 dated April 13, 2020, 20/2020 dated May 5, 2020, 22/2020 dated June 15, 2020, 33/2020 dated September 28, 2020, 39/2020 dated December 31, 2020, 10/2021 dated June 23, 2021, 20/2021 dated December 8, 2021, 3/2022 dated May 5, 2022, 11/2022 dated December 28, 2022 and 09/2023 dated September 25, 2023, and Master Circular No. SEBI/HO/CFD/PoD2/CIR/P/2023/120 dated July 13, 2023 issued by the Securities and Exchange Board of India.

7. Related Party Transactions

There were no materially significant related party transactions made by the Company with related parties during the year, which may have potential conflict with the interests of the Company at large. The details of transactions with related parties are disclosed in the Accounts. The Policy on Materiality of Related Party Transactions in terms of provisions of regulation 53 and Schedule V of SEBI LODR, 2015 is uploaded on the website of the Company and can be accessed at: <https://www.mukand.com/wp-content/uploads/2023/01/revised-policy-on-materiality-related-party-transactions.pdf>

8. Compliance with Regulations

There were neither non-compliance on any matters related to capital markets by the Company during the last three years, nor did the Company attract any penalties or strictures passed by the stock exchanges., SEBI or any other statutory authority except one instance in financial year 2021-22 detailed below.

During financial year 2021-22, there was an instance of delay in obtaining prior approval of shareholders pertaining to continuation of Shri Pratap V Ashar, non-executive director, as required under Regulation 17(1A) of SEBI LODR, 2015. In respect of the aforesaid delay, NSE and BSE have levied a fine of Rs.2,24,000 each on the Company. The Company has paid the fines within the prescribed period. The application made by the Company to BSE and NSE for waiver for fine has been rejected by BSE and NSE.

9. Risk Management

The process of identification and evaluation of various risks inherent in the business environment and the operations of the Company and initiation of appropriate measures for prevention and/or mitigation of the same are dealt with by the concerned operational heads under the overall supervision of the Managing Director of the Company. The Audit Committee and Risk Management Committee periodically reviews the adequacy and efficacy of the overall risk management system.

10. Commodity price risk or foreign exchange risk and hedging activities

10.1 Commodity prices

The Company's profitability depends on the following commodities, viz., iron ore, coke, nickel, chrome and scrap. The prices of these commodities are highly volatile. In case of iron ore which is obtained locally, the Company takes various steps to substitute use of cheaper iron ore by processing and replacing the costly iron ore. In case of Coke and Coal which are imported, the purchase contracts are scheduled for the long or short period, depending on the expectation of rise or fall in the prices. In the case of other imported items nickel, chrome, molybdenum and shredded scrap, back-to-back contracts are executed with suppliers and customers. The Company has no hedging activities for commodities.

10.2 Foreign Exchange Risk and hedging activities

The Company's net foreign exchange exposure during the year under review was Rs. 890.13 crore. The Company has taken strategic decisions to hedge its exports and imports and managed the foreign exchange exposure through forex policy. The rupee dollar rate has been volatile during the year to the extent of 2.30 % and depreciated at the end by 1.44 % compared to the opening rate. The Company keeps a close watch on the dollar rupee movement and the forward cover transactions are made based on the future risk perceptions.



Volatility working:	Rs. / US \$
Exchange rate highest during the year (on 10.11.2023)	Rs.83.49
Exchange rate lowest during the year (on 27.04.2023)	Rs.81.61
Volatility % (83.49 – 81.61 = 1.88*100/81.61)	2.30%
Opening exchange rate (01.04.2023)	Rs. 82.46
Closing exchange rate (31.03.2024)	Rs. 83.40
% of rupee depreciation (82.46–83.40) = 0.94*100/82.46)	1.14 %

Other Disclosure

- The Company's policies for determining Material Subsidiaries, on dealing with related party transactions and details of establishment of Vigil Mechanism along with details of web link (in cases where it is prescribed) are given in Annexure-5.
- The Company has complied with all the Corporate Governance requirements as specified in Regulations 17 to 27 and clauses (b) to (i) of sub-regulation (2) of Regulation 46 of the SEBI LODR, 2015.
- Disclosure as required by item 10(f) of Part C of Schedule V of the SEBI LODR, 2015 with respect to demat suspense account/unclaimed suspense account is as follows:

Particulars	No. of Equity Shareholders	No. of Equity Shares
Aggregate number of shareholders and the outstanding shares in the suspense account lying as on April 1, 2024	250	10,955
Shareholders who approached the Company for transfer of shares from suspense account during the year	Nil	Nil
Shareholders to whom shares were transferred from the suspense account during the year	Nil	Nil
Shareholders whose shares are transferred to demat account of the IEPF authority as per section 124 of the Act	Nil	Nil
Aggregate number of shareholders and outstanding shares in the suspense account as on March 31, 2024	250	10,955

The voting rights on the shares outstanding in the suspense account as on March 31, 2024 shall remain frozen till the rightful owner of such shares claims the shares.

- Suitable disclosures have been made in the financial statements, together with Management's explanation in the event of any treatment being different from that prescribed in Ind-AS.

15. Code of Conduct

All directors and senior management personnel have affirmed compliance with the code of conduct for financial year 2023-24 as required under regulation 26(3) of SEBI LODR, 2015. A declaration to this effect signed by the Managing Director is annexed to this Report.

There were no materially significant transactions during the financial year with Board members and senior management, including their relatives that had or could have had a potential conflict of interest with the Company. The code of conduct is available on the website of the Company.

16. Code for Prevention of Insider Trading

The Company has instituted a Code of Conduct for prevention of Insider Trading in the securities of the Company for its Directors and designated persons as required by SEBI (Prohibition of Insider Trading) Regulations, 2015 as amended from time to time. The said Code is available on the website of the Company.

17. CEO and CFO Certification

In accordance with the requirement of Regulation 17(8) of the SEBI LODR, 2015, the CEOs i.e. Chairman & Managing Director, and CFO i.e., Chief Financial Officer have furnished the requisite certificates to the Board of Directors of the Company.

18. Means of Communication

The quarterly un-audited and yearly audited financial results are published in English and regional language newspapers. The financial results, shareholding pattern and other corporate communications are filed with the Stock Exchanges in compliance with Regulation 30, 31 and 33 of SEBI LODR, 2015 are also available on the website of the Company. The Management Discussion and Analysis forms part of the Annual Report. All financial and other vital information is promptly communicated to the Stock Exchanges where the Company's shares are listed. During the financial year under review,

the Company has not made any separate presentation to financial analysts. Information, in words and visuals, about the Company and its businesses, including products manufactured, projects executed, facilities and processes, quality policy, financial results, shareholding pattern, code of conduct, press releases etc. is available at the corporate website at www.mukand.com.

19. SHAREHOLDERS' INFORMATION

19.1 86th Annual General Meeting

Date	August 05, 2024
Time	11.30 AM
Venue	Kamalnayan Bajaj Hall, Bajaj Bhawan, Jamnalal Bajaj Marg, 226, Nariman Point, Mumbai – 400 021

As per SEBI Master Circular No. SEBI/HO/CFD/PoD2/CIR/P/2023/120 dated July 11, 2023, the Annual Report of the Company for the financial year 2023-24 along with the Notice of Annual General Meeting are being sent by email to the members and all other persons/entities entitled to receive the same. The Company has also made arrangements for those shareholders who have not yet registered their email address to get the same registered by following the procedure prescribed in the Notice of Annual General Meeting. Detailed procedure is provided in the notes section of Notice of Annual General Meeting.

19.2 Tentative Financial calendar

Tentative schedule for consideration of Financial Results: Financial Year - April 1, 2024 to March 31, 2025

First quarter financial results	On or before August 14, 2024
Second quarter financial results	On or before November 14, 2024
Third quarter financial results	On or before February 14, 2025
Quarter Four /Annual Results for FY: 2024-25	On or before May 30, 2025

19.3 Book Closure and Payment of dividend

19.3.1 Register of Members/Share Transfer Books

Register of Members and Share Transfer Books of the Company will remain closed for taking record of the Members of the Company for the purpose of payment of Dividend and for Annual General Meeting (AGM).

The voting rights of the Members holding shares in physical form or in dematerialized form, in respect of e-voting shall be reckoned in proportion to their share in the paid-up equity as on the cut-off date i.e. July 29, 2024.

19.3.2 Dividend and record date of payment of dividend

Subject to approval of members at the ensuing AGM, the Board of directors has recommended the following dividend for FY: 2023-24

- The Board recommended a dividend of Rs.2/- per equity share of Rs.10/- each fully paid (i.e.@ 20% per share) for the financial year 2023-24.
- The Board recommended a dividend on 5,626,320 8% Cumulative Redeemable Preference Shares at the rate of 8% p.a. per share for financial year 2023-24.

The Record Date for payment of dividends shall be **July 26, 2024**.

19.4 Stock Exchange Listing

Equity Shares of the Company are listed on BSE Limited (BSE) and National Stock Exchange of India Limited (NSE) and the applicable listing fees have been duly paid to these Stock Exchanges for the financial 2023-24.

19.5 Stock Code

Particulars	Equity Shares
BSE	500460
NSE	MUKANDLTD
ISIN of Security	INE304A01026
Address of BSE	P.J. Towers, Dalal Street, Mumbai – 400 001
Address of NSE	Exchange Plaza, 5th Floor, Bandra-Kurla Complex, Bandra (E), Mumbai – 400 051.



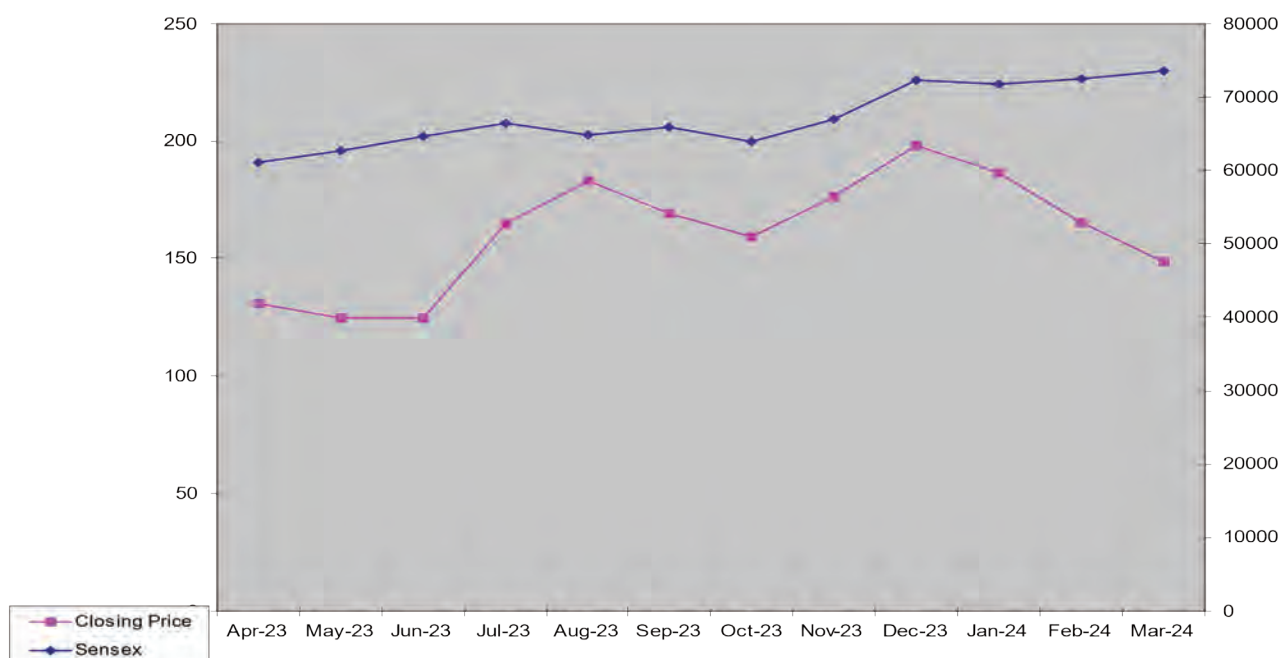
19.6 Stock Price Data

Monthly highs and lows of the Company's Equity Share prices on the BSE and NSE in the FY: 2023-24, are given hereunder:

a) Equity

Month	BSE (Rs. per share)		NSE (Rs. per share)	
	High	Low	High	Low
Year - 2023				
April	147.30	126.05	145.35	126.05
May	142.05	115.50	142.15	115.20
June	134.75	123.40	134.60	123.35
July	172.85	119.85	172.95	119.85
August	193.50	151.20	193.80	152.75
September	198.00	161.55	198.00	162.10
October	182.70	150.25	182.25	150.00
November	190.35	155.15	190.65	155.30
December	207.75	160.20	208.70	163.80
Year- 2024				
January	212.50	176.80	212.80	176.60
February	208.55	154.15	208.70	153.55
March	174.75	140.00	174.60	139.60

19.7 Comparative Stock Price Performance



19.8 Share Transfer Agent

The Company has appointed KFin Technologies Limited ('KFintech'), as its Registrar & share transfer agent for carrying out the work relating to share transfer / dematerialization / re-materialisation of shares and allied activities.

All physical transfers, transmission, transposition, issue of duplicate share certificate(s), issue of demand drafts in lieu of dividend warrants etc. as well as requests for dematerialization/re-materialisation are being processed periodically at KFintech. The work relating to dematerialization/re-materialisation is handled by KFintech through connectivity with National Securities Depository Limited and Central Depository Services (India) Limited.

19.9 Unclaimed Dividend & Transfer of shares to IEPF

Section 124 of the Companies Act, 2013 read with Investor Education and Protection Fund Authority (Accounting, Audit, Transfer and Refund) Rules, 2016 ('the Rules') mandates the Companies to transfer dividend that has remained unclaimed for a period of seven years from the unpaid dividend account to the Investor Education and Protection Fund (IEPF). As per provisions of section 124 and read with Investor Education and Protection Fund Authority (Accounting, Audit, Transfer and Refund) Rules, 2016 ('the Rules'). No dividend declared on the equity shares and CRPS for the financial year 2016-17.

Shareholders who have not encashed their Dividend Warrants relating to the Dividends as specified above are advised to send their request letter for issue of demand drafts to the Share Transfer Agent of the Company or Nodal officer of the Company; Shri Rajendra Sawant. The details of unpaid/unclaimed dividends are available on the website of the Company. During the year, there were no shares liable to be transferred to IEPF.

Transfer of 'Underlying Shares' in respect of which Dividend has not been claimed for seven consecutive years or more, to the IEPF:

In terms of Section 124(6) of the Companies Act, 2013 read with Investor Education and Protection Fund Authority (Accounting, Audit, Transfer and Refund) Rules, 2016, as amended from time to time, members are requested to note that pursuant to section 124(6) of the Act and the Investor Education and Protection Fund Authority (Accounting, Audit, Transfer and Refund) Rules, 2016, as amended (the 'IEPF Rules'), all shares in respect of which dividend has not been paid or claimed for seven consecutive years or more, shall be transferred by the Company within a period of thirty days of expiry of said seven years. Upon transfer of such shares, all benefits (e.g. bonus, spilt etc.), if any, accruing on such shares shall also be credited to the IEPF Demat Account and the voting rights on such shares shall remain frozen till the rightful owner claims the shares. Shareholders are requested to get in touch with the nodal officer for further details on the subject at investors@mukand.com.

19.10 Share Transfer System

During FY 2023-24, Share transfers (transmission/transposition) received by the share transfer agent/Company are registered within 15 days from the date of receipt, provided that documents are complete in all respects. During the year, there was no instance of physical share transfer.

19.11 Distribution of Shareholding

- a) **Equity Shares:** The Company had 49,481 equity shareholders as on March 31, 2024. Distribution of shareholding of equity shares is given in the table hereunder:

Sr. no.	Category (Shares)	No. of Holders	% To Holders	No. of Shares	% To Equity
1	1 - 50	24,944	50.41	4,50,400	0.31
2	51 - 100	7,772	15.71	6,54,258	0.45
3	101 - 500	10,896	22.02	28,05,518	1.94
4	501 - 1000	2,647	5.35	20,84,836	1.44
5	1001 - 5000	2,477	5.01	54,65,048	3.78
6	5001 - 10000	339	0.69	24,39,058	1.69
7	10001 - 144495563	406	0.82	13,05,96,445	90.38
	Total	49,481	100.00	14,44,95,563	100.00

- b) **Shareholding pattern of the Equity Shares as on March 31, 2024 is as under**

Sr. No.	Category of Shareholders	No. of Shares	% of total Equity Shareholding
1	Promoter and Promoter Group	10,79,43,650	74.70
2	Mutual Funds	6,59,316	0.46
3	Banks and Financial Institutions / NBFC's Registered with the RBI	8,748	0.01
4	Insurance Companies	15,78,941	1.09
5	Bodies Corporate	64,88,549	4.49
6	Clearing Member	38	0.00
7	Foreign Institutional & Portfolio Investors	3,44,048	0.24
8	Non resident Indians	8,78,457	0.61
9	IEPF Authority	4,33,933	0.30
10	Public and others	2,61,59,883	18.10
	Total	14,44,95,563	100.00

- c) **Shareholding pattern of the 8% Cumulative Redeemable Preference Shares as on March 31, 2024 is as under**

Category	No of shares	Percentage
Promoter & Promoter Group	56,26,320	100.00
Public	-	-

19.12 Dematerialization of Shares and liquidity

The Company's Shares are dealt with at both the depositories viz. NSDL and CDSL. The Company for the benefit of the Shareholders has made one-time payment to NSDL towards custodial charges. During the year, 4,33,068 equity shares were dematerialized in respect of 497 requests.



As on March 31, 2024, 39,080 shareholders (without grouping of common folios) held equity shares in 14,39,79,532 equity shares in demat and 10,401 shareholders (without grouping of common folios) held 5,16,031 equity shares in physical form. The dematerialization level percentage of equity share capital of the Company stood at 99.64%.

As on March 31, 2024, 2,813,160 Unlisted 8% CRPS shares held in demat each by Jamnalal Sons Private Limited and Bachhraj & Company Private Limited. All 8% CRPS shares are held in demat mode.

19.13 Plant locations

- (i) Dighe, Thane, Maharashtra-400605.
- (ii) Ginigera, Karnataka-583228.

19.14 Address for Correspondence

Investors and shareholders can correspond with the share transfer agents or the registered office of the Company at the following address:

(i) Physical Shares

Share Transfer Agents

KFin Technologies Limited

Unit- Mukand Limited

Address: Selenium Tower B, Plot 31-32, Gachibowli Financial District, Nanakramguda, Hyderabad 500032, Telangana.

Contact persons: Shri Bhaskar Roy and Shri Mohd. Mohsinuddin

Toll free no:1800-309-4001; Fax:(040)23001153, E-mail: einward.ris@kfintech.com Website:www.kfintech.com or http://ris.kfintech.com/

(ii) Demat Shares:

Respective Depository Participants of Shareholders.

(iii) Company - Shares & Fixed Deposits

Contact person: Shri Rajendra Sawant, Company Secretary and Compliance Officer

Address: 3rd Floor, Bajaj Bhawan, Jamnalal Bajaj Marg, 226, Nariman Point, Mumbai- 400021, Maharashtra. Tel: 022-61216666

E-mail: investors@mukand.com, Fixed Deposits:fixeddeposit@mukand.com, Website: www.mukand.com

19.15 Changes/Revisions in Credit Ratings

During the financial year 2023-24, the following revision has been made in the credit ratings by CRISIL Ratings vide its letter dated August 21, 2023.

Particulars	Amount (Rs. in crore)	Rating FY 2023-24	Amount (Rs. in crore)	Rating FY 2022-23
CRISIL Ratings Ltd. (wef 21.08.2023)			Acuite Ratings and Research Ltd	
Bank Guarantee	184.90	CRISIL A2	185.00	ACUITE A3+
Cash Credit	0.10	CRISIL BBB+/ Stable		
Term Loan	1400.00	CRISIL BBB+/ Stable	1400.48	ACUITE BBB / Outlook : Stable
Fixed Deposits	75.00	CRISIL BBB+/ Stable	180.48	ACUITE BBB / Outlook : Stable

Acuite Ratings and Research Ltd (upto 03.01.2024) (Ref Note below)

Bank Guarantee	185.00	ACUITE A3+
Cash Credit		
Term Loan	1400.48	ACUITE BBB / Outlook : Stable
Fixed Deposits	180.48	ACUITE BBB / Outlook : Stable

Note : Acuite Ratings & Research Ltd vide its letters dated January 3, 2024 has withdrawn rating assigned to bank facilities and 180 days Notice of Withdrawal for rating assigned to Fixed Deposits of the Company.

19.16 Details of utilization of funds raised through preferential allotment, Institutions Placement as specified under Regulation 32 (7A)

During the financial year 2023-24, the Company has not raised funds through preferential allotment or qualified institutions placement as specified in Regulation 32(7A) of SEBI LODR, 2015.

20 ADOPTION OF MANDATORY & NON-MANDATORY REQUIREMENTS

20.1 Mandatory

The Company has fully adopted the mandatory requirements of all Regulations of SEBI LODR, 2015.

20.2 Non-mandatory

- i) Shareholder rights: Quarterly financial results were published in one English newspaper and in one Marathi newspaper. These were not sent individually to the shareholders.
- ii) Audit Qualifications: The auditors' report does not contain any qualification.
- iii) Separate post of Chairman and CEO: The Company has same person as Chairman & Managing Director.
- iv) Reporting of Internal Auditor: Internal Auditors are invited to the meetings of the Audit Committee wherein they report directly to the Committee.

21. Certificate on Corporate Governance Compliance

The Company has obtained a certificate from M/s. DHC & Co., Chartered Accountants, Statutory Auditors of the Company regarding compliance of the conditions of Corporate Governance as stipulated in the SEBI LODR, 2015. This certificate is annexed to this Corporate Governance Report. The certificate will be sent to the Stock Exchanges along with the Annual Report to be filed by the Company.

22. Details of fees paid to Statutory Auditors

During the financial year 2023-24, total fees for all services paid by the Company and its subsidiaries, on a consolidated basis, to the statutory auditors, M/s.DHC & Co., Chartered Accountants and all entities in the network firm/network entity of which the statutory auditors is a part, is as under:

Particulars of Auditors remuneration	Fees (Rs. in crore)
For Statutory audit	0.664
For Other services	0.301
For Taxation matters	0.075
Out of pocket expenses	0.004
Total	1.044

During the year, Statutory Auditors of the Company has not rendered directly or indirectly any services restricted under Section 144 of the Companies Act, 2013, to the Company or its subsidiary companies.

23. Disclosures in relation to the Sexual Harassment of Women at Workplace (Prevention, Prohibition and Redressal) Act, 2013

During the year under review, 1 (one) complaint was received and disposed off by the Committee formed under Sexual Harassment of Women at Workplace (Prevention, Prohibition and Redressal) Act, 2013. No complaints were pending as on March 31, 2024.

24. Loans and advances in which directors are interested.

The Company has not provided any loans and advances to any firms/companies in which Directors are interested.

25. Disclosure in relation to material subsidiaries

Material Subsidiary – Mukand Sumi Metal Processing Limited

Date of Incorporation – August 01, 2012

Place of Incorporation – Mumbai, Maharashtra

Name & date of appointment of statutory auditor of material subsidiary – DHC & Co. Chartered Accountant is appointed as Statutory Auditors of Mukand Sumi Metal Processing Limited at its 15th Annual General Meeting held on August 09, 2022 for a period of 5 years beginning April 01, 2022 to March 31, 2027.

26. Certificate on non-disqualification of Directors

All the Directors of the Company have submitted a declaration stating that they are not debarred or disqualified by the Securities and Exchange Board of India / Ministry of Corporate Affairs or any such statutory authority from being appointed or continuing as Directors of Companies. A certificate to this effect issued by M/s. Anant B Khamankar & Co., Practising Company Secretary, is annexed to this report.

On behalf of the Board of Directors,

Niraj Bajaj

Chairman & Managing Director

DIN: 00028261

Mumbai, May 15, 2024



Independent Auditor's Certificate on Compliance with the Corporate Governance requirements under SEBI (Listing Obligations and Disclosure Requirements) Regulations, 2015

To The Members of

Mukand Limited

1. This Certificate is issued in accordance with the terms of our engagement letter dated July 03, 2023 read with addendum to our engagement letter dated March 14, 2024.
2. We have examined the compliance of conditions of Corporate Governance by **Mukand Limited** ('the Company'), for the year ended on March 31, 2024 as stipulated in Regulations 17 to 27 and clauses (b) to (i) of regulation 46 (2) and paragraphs C, D and E of Schedule V of the SEBI (Listing Obligations and Disclosure Requirements) Regulations, 2015 ("Listing Regulations") as amended from time to time pursuant to the Listing Agreement of the Company with Stock Exchanges.

Management's Responsibility

3. The Management is responsible for ensuring that the Company complies with the conditions of Corporate Governance as stipulated under the Listing Regulations. This responsibility also includes the design, implementation and maintenance of internal controls and procedures to ensure compliance with the conditions of the Corporate Governance stipulated in the Listing Regulations.

Auditor's Responsibility

4. Our responsibility is limited to examining the procedures and implementation thereof, adopted by the Company for ensuring the compliance of the conditions of the Corporate Governance. It is neither an audit nor an expression of opinion on the financial statements of the Company.
5. We have examined the books of account and other relevant records and documents maintained by the Company for the purpose of providing reasonable assurance on the compliance with Corporate Governance requirements by the Company.
6. We conducted our examination in accordance with the Guidance Note on Certification of Corporate Governance issued by the Institute of the Chartered Accountants of India ("ICAI"), the Standards on Auditing specified under Section 143(10) of the Companies Act, 2013, in so far as applicable for the purpose of this certificate and as per the Guidance Note on Reports or Certificates for Special Purposes (Revised 2016) issued by the ICAI which requires that we comply with the ethical requirements of the Code of Ethics issued by the ICAI.
7. We have complied with the relevant applicable requirements of the Standard on Quality Control (SQC) 1, Quality Control for Firms that Perform Audits and Reviews of Historical Financial Information, and Other Assurance and Related Services Engagements issued by ICAI.

Opinion

8. Based on our examination, as above, and to the best of the information and explanations given to us and representations provided by the management, we certify that the Company has complied with the conditions of Corporate Governance as stipulated in regulations 17 to 27 and clauses (b) to (i) of regulation 46 (2) and paragraphs C, D and E of Schedule V of the Listing Regulations during the year ended March 31, 2024.
9. We further state that such compliance is neither an assurance as to the future viability of the Company nor the efficiency or effectiveness with which the management has conducted the affairs of the Company.

Restriction on Use

10. The certificate is addressed and provided to the members of the Company solely for the purpose to enable the Company to comply with the requirement of the Listing Regulations, and it should not be used by any other person or for any other purpose. Accordingly, we do not accept or assume any liability or any duty of care for any other purpose or to any other person to whom this certificate is shown or into whose hands it may come without our prior consent in writing. We have no responsibility to update this certificate for any event or circumstances occurring after the date of this certificate.

For DHC and Co.

Chartered Accountants

ICAI Firm Registration No.103525W

Pradhan Dass

Partner

Membership No. 219962

UDIN: 24219962BKCQEA6300

Place: Bengaluru

Date: May 15, 2024

CERTIFICATE OF NON-DISQUALIFICATION OF DIRECTORS

[Pursuant to Regulation 34(3) read with Schedule V Para C clause (10)(i) of the Securities and Exchange Board of India (Listing Obligations and Disclosure Requirements) Regulations, 2015]

To,
The Members,
MUKAND LIMITED
CIN: L99999MH1937PLC002726
Bajaj Bhavan,
Jamnalal Bajaj Marg, 226,
Nariman Point, Mumbai – 400021.

We have examined the relevant registers, records, forms, returns and disclosures received from the Directors of **Mukand Limited** having CIN: **L99999MH1937PLC002726** and having registered office at Bajaj Bhavan, Jamnalal Bajaj Marg 226 Nariman Point, Mumbai – 400021 Maharashtra, India, (the “**Company**”), produced before us by the Company for the purpose of issuing this Certificate, in accordance with Regulation 34(3) read with Schedule V Para C Sub clause 10(i) of the Securities and Exchange Board of India (Listing Obligations and Disclosure Requirements) Regulations, 2015.

In our opinion and to the best of our information and according to the verifications (including Directors Identification Number (DIN) status at the portal www.mca.gov.in) as considered necessary and explanations furnished to us by the Company & its officers, we hereby certify that none of the Directors on the Board of the Company as stated below for the financial year ending on March 31, 2024 have been debarred and disqualified from being appointed or continuing as Directors of companies by the Securities and Exchange Board of India, Ministry of Corporate Affairs or any such other Statutory Authority.

Sr. No	Name of Director	DIN	Date of appointment at current designation in the Company
1.	Mr. Sankaran Radhakrishnan	00381139	20/05/2019
2.	Mr. Arvind Madhav Kulkarni	01656086	13/04/2023
3.	Mrs. Bharti Ram Gandhi	00306004	11/02/2015
4.	Mr. Niraj Ramkrishna Bajaj	00028261	05/07/2008
5.	Mr. Amit Yadav	02768784	10/11/2014
6.	Mr. Prakash Vasantlal Mehta	00001366	13/08/2014
7.	Mr. Niravnayan Bajaj	08472468	16/05/2023

Ensuring the eligibility for the appointment /continuity of every Director on the Board is the responsibility of the management of the company. Our responsibility is to express an opinion on these based on our verification. This certificate is neither an assurance as to the future viability of the Company nor of the efficiency or effectiveness with which the management has conducted the affairs of the Company.

FOR **ANANT B KHAMANKAR & CO.**
COMPANY SECRETARIES

ANANT B. KHAMANKAR

PROPRIETOR

FCS No. : 3198

CP No. : 1860

UDIN : F003198F000346915

DATE : MAY 10, 2024

PLACE : Mumbai

**CEO / CFO CERTIFICATION**

[As per Schedule II, Part B r/w Regulation 17(8) of the SEBI (LO&DR)]

We, the undersigned, certify that:

- (A) We have reviewed the Financial Statements and the Cash Flow Statement of MUKAND LIMITED for the financial year ended March 31, 2024 and to the best of our knowledge and belief state that:
- i. these statements do not contain any materially untrue statement or omit material fact or contain statements that might be misleading; and
 - ii. these statements together present a true and fair view of the Company's affairs and are in compliance with existing accounting standards, applicable laws and regulations.
- (B) There are, to the best of our knowledge and belief, no transactions entered into by the Company during the year, which are fraudulent, illegal or violative of the Company's code of conduct.
- (C) We accept responsibility for establishing and maintaining internal controls for financial reporting and that we have evaluated the effectiveness of the internal control systems of the Company pertaining to financial reporting and we have disclosed to the Auditors and the Audit Committee, deficiencies in the design or operation of such internal controls, if any, of which we are aware and the steps we have taken or propose to take to rectify these deficiencies.
- (D) We have indicated to the Auditors and the Audit Committee,
- i. that there were no significant changes in internal control over financial reporting during the year;
 - ii. that there were no significant changes in accounting policies during the year and that the same have been disclosed in the notes to the financial statements; and
 - iii. that there were no instances of significant fraud of which we have become aware and the involvement therein, if any, of the management or an employee having a significant role in the Company's internal control system over financial reporting.

Mumbai, May 15, 2024

Niraj Bajaj
Chairman & Managing Director

Dhanesh K Goradia
Chief Financial Officer

DECLARATION BY CHIEF EXECUTIVE OFFICER (CEO)

[As per Part D of Schedule V r/w Regulation 34(3) of the SEBI (LO&DR)]

We, hereby declare that all the Members of the Board of Directors and Senior Management Personnel have affirmed compliance with the 'Code of Conduct for Directors and Senior Management Personnel' as laid down by the Company for the year ended March 31, 2024.

Mumbai, May 15, 2024

Niraj Bajaj
Chairman & Managing Director

Annexure-5

Brief description of Company's policies on I) Directors' appointment and Remuneration, determining criteria for qualification/independence, II) Remuneration for Directors, Key Managerial Personnel and other employees, III) performance evaluation of the Board, Committees and Directors, IV) on Materiality of Related Party Transactions, V) Risk Management, VI) for Determining Material Subsidiaries and VII) Whistle Blower/Vigil Mechanism.

Annexure to the Directors' report**(I) Company's policy on Directors' appointment and Remuneration, determining criteria for qualification/independence, etc.**

- i) The 'Policy on Board Diversity' is formulated by the Nomination & Remuneration Committee of the Board of Directors of the Company.
- ii) The Committee, while recommending the appointment of Directors, is required to keep in view that the persons being recommended are persons of eminence having diverse experience and skills in areas such as profession, business, industry, finance, law, administration, research etc., add value to the strategic needs of the Company and serve the governance.
- iii) Independence of Independent Directors:
An independent director to meet the requirements of the Companies Act, 2013 and SEBI (Listing Obligations and Disclosure Requirements) Regulations, 2015 concerning independence of directors.

(II) Remuneration Policy for Directors, Key Managerial Personnel and other employees**i) Non-Executive Directors (NEDs)**

NEDs are paid –

- a) sitting fee of Rs. 100,000/- for every meeting of the Board and Audit Committee thereof attended by them as a member thereof;
- b) sitting fee of Rs. 50,000/- for every meeting of Nomination and Remuneration Committee and Stakeholders Relationship Committee attended by them as a member thereof; and
- c) sitting fee of Rs.30,000/- for every meeting of Finance & Investment committee, Risk Management Committee attended by them as a member thereof and separate meeting of Independent Directors.

ii) Managing Directors, Key Managerial Personnel & Other Employees

The objective of the Remuneration Policy is directed towards having a compensation philosophy and structure that will reward and retain talent. The Remuneration to Managing Directors shall take into account the Company's overall performance, their contribution to the same and trends in the industry in general, in a manner which will ensure and support high performance culture.

The Company does not have stock option plans and hence such instruments do not form part of the remuneration package.

Remuneration to Managing Directors, Key Managerial Personnel and Senior Management involves a balance between fixed and incentive pay reflecting short and long term performance objectives appropriate to the working of the Company and its goals.

The remuneration structure for other employees has a compensation policy so as to reward and retain talent.

The weblink of the policy to access the same on the website of the company. <http://www.mukand.com/wpcontent/uploads/2015/09/9.Remuneration-and-evaluation-policy.pdf>.

(III) Performance Evaluation

The criteria for evaluation for performance of the Board, its Directors and Committees are formulated by the Nomination & Remuneration Committee of the Board of Directors of the Company and are as under:

1. For Board & Committees of the Board

- a. The Board will have requisite number of Independent Directors including a woman director as required under Companies Act, 2013;



- b. Frequency of Meetings and attendance there at;
- c. Discharge of the key functions and responsibility prescribed under Law;
- d. Monitoring the effectiveness of corporate governance practices; and
- e. Ensuring the integrity of the Company's accounting and financial reporting systems, independent audit, internal audit and risk management systems (for Board and Audit Committee)

2. For Directors

- a. Pro-active and positive approach with regard to Board and Senior Management particularly the arrangements for management of risk and the steps needed to meet challenges from the competition;
- b. Acting in good faith and in the interests of the Company as whole; and
- c. Capacity to effectively examine financial and other information on operations of the Company and the ability to make positive contribution thereon.

(IV) Policy on Materiality of Related Party transactions

Related Party Transactions (RPTs) of the Company covered under the Companies Act, 2013 and Regulation 23 of SEBI LODR, 2015 are to be approved by the Audit Committee of the Board from time to time.

Consent of the Board and the Shareholders would be taken in respect of all RPTs, except in following cases:

- a. Where the transactions are below the threshold limits specified in the Companies Act, 2013 & Rules framed thereunder or the SEBI LODR, 2015 as may be applicable; or
- b. Where the transactions are entered into by the Company in its ordinary course of business and are on an arms' length basis; or
- c. Payment made with respect to brand usage or royalty where the transaction(s) to be entered into individually or taken together with previous transactions during a financial year, do not exceed five percent of the annual consolidated turnover as per the last audited financial statements of the Company.
- d. Where the transactions to be entered into individually or taken together with previous transactions during a financial year does not exceed rupees one thousand crore or ten percent of the annual consolidated turnover of the Company as per the last audited financial statements of the Company whichever is lower.

Dealing with Related Party Transactions shall be in accordance with the Companies Act, 2013 & Rules thereunder, SEBI LODR, 2015 and other applicable provisions for the time being in force.

The detailed policy on Materiality of Related Party transactions covering above can also be accessed on the Company's website under the weblink: <https://www.mukand.com/wp-content/uploads/2023/01/revised-policy-on-materiality-related-party-transactions.pdf>

(V) Risk Management Committee & Risk Management Policy of the Company

The process of identification and evaluation of various risks inherent in the business environment and the operations of the Company and initiation of appropriate measures for prevention and/or mitigation of the same are dealt with by the concerned operational heads under the overall supervision of the Managing Directors of the Company. The Audit Committee/Board periodically reviews the adequacy and efficacy of the overall risk management system.

In compliance with provisions of SEBI LODR Regulations 2015, the Board at its meeting held on May 16, 2023 approved the re-constitution of Risk Management committee. The committee comprised of Shri Niraj Bajaj- Chairman and Shri Sankaran Radhakrishnan, Independent Director, Shri A. M. Kulkarni, Non-Executive Director and Shri Shashibhushan Upadhyay - President, as members of the Committee. The Risk management Committee Charter is available on the Company's website under the weblink: <https://www.mukand.com/wp-content/uploads/2022/11/risk-management-policy.pdf>

(VI) Policy for determining Material Subsidiaries

'Material subsidiary' shall mean a subsidiary, whose income or net worth exceeds ten percent of the consolidated income or net worth respectively, of the Company and its subsidiaries in the immediately preceding accounting year.

The detailed policy on above can also be accessed on the Company's website under the weblink: www.mukand.com/investor/others/policieshttp://www.mukand.com/wp-content/uploads/2019.

(VII) Whistle Blower Policy/Vigil Mechanism

The director/employee to address the complaint to any member of the Enforcement Committee along with the available details and evidence to the extent possible. In case, the complaint is received by a person, other than an enforcement committee member, the same is required to be forwarded by him to the Enforcement Committee.

The Whistle Blower is to be protected from any kind of discrimination, harassment, victimization or any other unfair employment practice.

The Enforcement Committee to investigate and decide the case and recommend action within four weeks to the Chairman & Managing Director. The final action to be taken will be decided by the Chairman & Managing Director.

The director in all cases and employee in appropriate or exceptional cases to have direct access with the Chairman of the Audit Committee of the Board of Directors of the Company.

The Enforcement Committee to report to the Chairman & Managing Director. The Company affirms that no employee has been denied access to the Audit Committee.

On behalf of the Board of Directors,

Niraj Bajaj

Chairman & Managing Director

DIN: 00028261

Mumbai, May 15, 2024



Annexure to the Director's Report

FORM NO. AOC-2

[Pursuant to clause (h) of sub-section (3) of section 134 of the Act and Rule 8(2) of the Companies (Accounts) Rules, 2014]

Form for disclosure of particulars of contracts/arrangements entered into by the Company with related parties referred to in subsection (1) of section 188 of the Companies Act, 2013 including certain arm's length transactions under third proviso thereto.

1. Details of contracts or arrangements or transactions not at arm's length basis:

The Company has not entered into any contract or arrangements or transactions with its related parties which is not at arm's length during the financial year 2023-24.

2. Details of contracts or arrangements or transactions at arm's length basis:

(a)	Name of related party and nature of relationship	Mukand Sumi Metal Processing Limited, wholly owned subsidiary company	Mukand Sumi Special Steel Limited, joint venture company	Mukand Heavy Engineering Limited, subsidiary company
(b)	Nature of contracts/arrangements / transactions	Sales of goods and rendering of services, purchase of goods and receiving services	Sales of goods and rendering of services, purchase of goods and receiving services	Rendering/ receiving of services
(c)	Duration of the contracts/ arrangements / transactions	On quarterly basis	On quarterly basis	On quarterly basis
(d)	Salient terms of the contracts or arrangements or transactions including the value, if any	Arm's length basis and credit period of 7 days. Transactions value for FY 2023-24 was Rs.698.07 crore	Arm's length basis and credit period of 7 days. Transactions value for FY 2023-24 was Rs.2,020.93 crore	Arm's length basis and credit period of 7 days. Transactions value for FY 2023-24 was Rs.0.44 crore
(e)	Date(s) of approval by the Board	In the first quarter meeting of the Board	In the first quarter meeting of the Board	In the fourth quarter meeting of the Board
(f)	Amount paid as advances, if any	--	--	--

On behalf of the Board of Directors,

Niraj Bajaj

Chairman & Managing Director

DIN: 00028261

Mumbai, May 15, 2024

Annexure to the Director's Report

Disclosure of particulars with respect to Conversion of Energy, Technology, Absorption and Foreign Exchange Earnings and outgo as required under Companies Act, 2013.**A. Conservation of Energy****i) Energy Conservation Measures taken during FY 2023-24:****Steel Plant:****a) For reduction in consumption of Electrical Energy:**

- ❖ Automatic Power Factor Controller (5 MVAR) implemented.
- ❖ Blooming Mill Main Motor second converter taken in service.
- ❖ Installation of Energy Efficient Pumps done in Pump House.
- ❖ Program modification done in Electrode Regulation System in Ultra High-Power Furnace.
- ❖ Various steps are taken to increase the productivity of SMS & Plant.
- ❖ Drive installed on Mill Roller Table (MART).
- ❖ Replacement of 400-watt HPMV lamp by 120-watt LED fittings (Quantity 80 numbers).
- ❖ Wire Rod Mill Shear-5 replaced with FLG.

b) For reduction in Fuel Consumption

- ❖ 5T SAF major rectification done for reducing fuel consumption.
- ❖ Upgradation of Burner Control System of Boiler done.

ii) Capital Investment on Energy Conservation Equipment:

Sr. No.	Item Description	(Rs. in crore)	Planned for Year	Status
1	Automatic Power Factor Controller (5 MVAR)	3.5	2023-24	Completed
2	Conversion of PNG from Furnace Oil, LDO, LPG for mills furnaces.	8.0	2023-24	Under Implementation
3	Invested in captive power generation to fulfil 60% of our total energy requirements.	18.0	2023-24	Under Implementation
4	Replacement of old boiler with new 16 TPH Boiler	2.5	2024-25	Under Implementation

iii) Energy Measures Planned for Financial Year 2024-25**Steel Plant:****a) For reduction in consumption of Electrical Energy:**

- ❖ Procurement of Renewable Energy/solar power from Tata Power will be started in July-2024.
- ❖ Conversion of 40 MT converter to AOD with automation.
- ❖ Automatic Power Factor Controller (5 MVAR) will be implemented.
- ❖ Variable Frequency Drive installation to be done on blowers of boiler.
- ❖ Wire rod Mill cooling bed hydraulic pumps interlocking to be done so that they will be switched OFF when no operation for 10 min.



b) For reduction in Fuel Consumption:

- ❖ Conversion to PNG from furnace oil, LDO, LPG for Mill & Annealing Furnaces.
- ❖ Replacement of old boiler with new Energy Efficient Boiler will be done.
- ❖ 5T SAF damaged recuperator will be replaced to reduce fuel consumption.

c) For Utilizing Alternate Sources of Energy:

Procurement of Renewable Energy/solar power from Tata Power will be started in July-2024 for Captive Consumption of Energy for Kalve Plant to the extent of 60% of our Consumption.

iii) Imported technology:

The Company has not imported any technology during the year under review.

iv) Expenditure on R&D:

Description	2023-24 (Rs. in crore)	2022-23 (Rs. in crore)
a) Capital	-	-
b) Recurring	-	0.53
Total	-	0.53
R&D expenditure as a % of total turnover	-	0.01

C. Foreign Exchange Earnings and Outgo:

Sr. No.	Description	2023-24 (Rs. in crore)	2022-23 (Rs. in crore)
i.	Foreign Exchange Earnings	215.90	421.18
ii.	CIF value of imports	1,104.34	1,676.89
iii.	Expenditure in Foreign Currency	1.22	8.55

Annexure to the Director's Report

Salient features of Financial Statements of Subsidiaries / Associate Companies / Joint Ventures

Form AOC-I

Pursuant to first proviso to sub-section (3) of Section 129 read with Rule 5 of Companies (Accounts), Rules 2014
Statement containing salient features of the financial statement of Subsidiaries / Associate Companies / Joint Ventures

Part - "A": Subsidiaries

(Rs. in crore)

Sr. No	Description	Indian Subsidiaries	
		Mukand Sumi Metal Processing Ltd	Mukand Heavy Engineering Limited
1	Reporting period for the subsidiary concerned, if different from the holding company's reporting period	1-4-2023 to 31-03-2024	15-12-2023 to 31-03-2024
2	Reporting currency and Exchange rate as on the last date of the relevant Financial Year in case of foreign subsidiaries	-	-
3	Share Capital	27.30	0.10
4	Reserves and Surplus	49.54	(0.27)
5	Total Assets	171.82	0.41
6	Total Liabilities	94.98	0.58
7	Investments	-	-
8	Turnover	655.66	0.21
9	Profit/(Loss) before taxation	(5.66)	(0.27)
10	Provision for Taxation	(1.52)	-
11	Profit after taxation	(4.14)	(0.27)
12	Proposed Dividend / Dividend paid	-	-
13	% of shareholding	100.00	99.90

Notes

- Names of Subsidiaries which are yet to commence operations – Nil
- Mukand Heavy Engineering Limited incorporated on December 15, 2023.

Part "B":

Associates and Joint Ventures Statement pursuant to Section 129(3) of the Companies Act, 2013 related to Associate Companies and Joint Ventures

Name of Associates/Joint Ventures		Bombay Forgings Ltd (BFL)	Stainless India Ltd (SIL)	Hospet Steels Ltd (HSL)
		Associate	Associate\$	JV
1	Latest Audited Balance Sheet date	31.03.2024	31.03.2024	31.03.2024
2	Shares of Associates/Joint Ventures held by the Company on the year end			
	No.	39,808	66,78,600	97,504
	Amount of Investment in Associates/Joint Ventures - Rs. In Cr	Nil*	Nil*	Nil*
	Extent of Holding %	33.17	48.30	39.00
3	Description of how there is significant influence.	Extent of share holding	Extent of share holding	Extent of share holding
4	Reason why the associate/joint venture is not consolidated	-	-	-
5	Networth attributable to Shareholding as per latest audited Balance Sheet	Nil*	Nil*	Nil*
6	Profit/Loss for the year	-	-	-
i.	Considered in Consolidation	-	-	-
ii.	Not Considered in Consolidation	-	-	-

\$ The Company sold its entire shareholding in SIL on December 07, 2023

* As provision for diminution in value of investments has been considered while consolidating the financial statements.



1. Names of associates or joint ventures which are yet to commence operations - Nil.
2. Names of associates or joint ventures which have been liquidated or sold during the year - Stainless India Limited

Report on performance and financial position of each subsidiary, joint ventures / associates

1. Mukand Sumi Metal Processing Limited (MSMPL)

Revenue from operations and other income is Rs. 655.66 crore as compared to Rs. 605.57 crore in the previous year. Loss after tax is Rs. 4.14 crore as compared to Rs. 13.01 crore in the previous year.

2. Hospet Steels Ltd (HSL)

HSL is an outcome of a strategical alliance between Kalyani Steels Limited and Mukand Ltd to manage and operate the composite manufacturing facility at Ginigera, Karnataka. Actual expenses incurred by HSL for carrying out its objectives are reimbursed by alliance constituents. In view of the same, no service charges are recovered by HSL. During the year, it claimed reimbursement of Rs.161.04 crore from the constituents and its profit/(loss) for the year after tax was Rs. NIL as against NIL in the previous year.

3. Mukand Heavy Engineering Limited (MHEL)

MHEL is incorporated on December 15, 2023. The Company holds 99.90% shareholding of MHEL. It is in the field of Industrial Machinery and Gear Box Manufacturing. Revenue from operation for the period is Rs. 0.21 crore. Loss after tax is Rs. 0.27 crore.

On Behalf of the Board of Directors,

Niraj Bajaj

Chairman & Managing Director

Dhanesh K Goradia

Chief Financial Officer

Rajendra Sawant

Company Secretary

Mumbai, May 15, 2024

Annexure to the Director's report

Disclosure of Managerial Remuneration under Section 197 of Companies Act, 2013 read with Rule 5(1) and (2) of Companies (Appointment and Remuneration of Managerial Personnel) Rules, 2014.

1.1 The ratio of the remuneration of each Director to the median remuneration of the employees of the company for the Financial Year ending 31.03.2024 and the percentage increase in remuneration of each director, Chief Financial Officer, Chief Executive Officer, Company Secretary or Manager, if any, in the financial year.

Name & Designation	Ratio of remuneration of Directors with respect to median remuneration of employees	Percentage increase in remuneration over last Financial Year
Managing Directors:		
Niraj Bajaj Chairman & Managing Director	23.45:1	36%
Whole-time Director:		
Arvind M Kulkarni Whole-time Director & President (Upto April 12, 2023)	43.31:1	170%*
Niravnayan Bajaj Whole-time Director (w.e.f. May 16, 2023)	5.36:1	36%
Key Management Personnel:		
Dhanesh K Goradia Chief Financial Officer	NA	7%
Rajendra Sawant Company Secretary	NA	17%

*includes retiral benefits.

1.2 The percentage increase in the median remuneration of employees in the Financial Year:

The percentage increase in the median remuneration of employees in the Financial Year is 4%.

1.3 The number of permanent employees on the rolls of the Company as on March 31, 2024 - 1,466.

1.4 The average percentile increase already made in the salaries of employees other than the managerial personnel in the last financial year and its comparison with the percentile increase in the managerial remuneration and justification thereof and point out if there are any exceptional circumstances for increase in the managerial remuneration:

- Average percentage increase in the salaries of employees other than the managerial personnel in the last financial year was 4% and the percentage increase in the managerial remuneration was at 28% (includes retiral benefits)
- The Company's total revenue was Rs. 5,233.13 crore for the year under review as compared to Rs. 6,203.47 crore in the previous year. Profit after tax was at Rs. 103.67 crore as compared to Rs. 185.48 crore for the previous year.

1.5 The key parameters for any variable component of remuneration availed by the directors:

- There is no variable component of remuneration payable to the Directors.

1.6 Affirmation that the remuneration is as per the remuneration policy of the company:

- It is hereby affirmed that the remuneration to Managerial personnel is as per the Remuneration Policy of the Company.



- 1.7 Details of top 10 or such employees in terms of remuneration drawn during the year, where employed throughout the financial year, in receipt of remuneration for the year which, in the aggregate, was not less than Rs. 1,02,00,000/- and where employed for any part of the year, at a rate which, in the aggregate, was not less than Rs. 8,50,000/- per month:

Sr. No.	Employee Name	Designation	Educational Qualifications	Age	Experience in years	Gross Remuneration in F.Y. 2023-24 (Rs. In crore)	Previous Employment & Designation
(A) Employed through-out the year							
1	Niraj Bajaj	Chairman & Managing Director	B.Com., M.B.A. (Harvard Business School)	69	43	1.74	Executive Trainee - Bajaj Auto Limited
2	Shashibhushan Upadhyay	President	BE (Metallurgy)	53	31	1.29	Vice President & Resident Director - Jindal Stainless Limited
(B) Employed for part of the year							
1	Arvind Madhav Kulkarni*	President & Director	B.Tech from IIT, Kharagpur	72	48	3.20	Management Trainee – Mukand Limited

* upto April 12, 2023

Except for the above, none of the employees, employed throughout the year were in receipt of remuneration of more than Rs.1.02 crore per annum and employed for part of the year, were in receipt of remuneration of not more than Rs.8.50 lacs per month.

The employees mentioned above have/had permanent contracts with the Company.

Directors are not related to each other.

Apart from the above, none of the employees are neither relatives of any directors of the Company, nor hold 2% or more share of the paid-up equity share capital of the Company as per Clause (iii) of sub-rule (2) of Rule 5 of the Companies (Appointment and Remuneration of Managerial Personnel) Rules, 2014.

On Behalf of the Board of Directors,

Niraj Bajaj

Chairman & Managing Director

Mumbai, May 15, 2024

Annexure to the Director' report

FORM NO. MR - 3

SECRETARIAL AUDIT REPORT FOR THE FINANCIAL YEAR ENDED MARCH 31, 2024

[PURSUANT TO SECTION 204(1) OF THE COMPANIES ACT, 2013 & RULE 9 OF THE COMPANIES (APPOINTMENT AND REMUNERATION OF MANAGERIAL PERSONNEL) RULES, 2014]

To,
The Members,
MUKAND LIMITED
Bajaj Bhavan, 226,
Jamnalal Bajaj Marg,
Nariman Point,
Mumbai - 400021.

We have conducted the secretarial audit of the compliance of applicable statutory provisions and the adherence to good corporate practices by **Mukand Limited** (hereinafter called "the Company"). Secretarial Audit was conducted in a manner that provided us a reasonable basis for evaluating the corporate conducts/statutory compliances and expressing our opinion thereon.

Based on our verification of the Company's books, papers, minute books, forms and returns filed and other records maintained by the company and also the information provided by the Company, its officers, agents and authorized representatives during the conduct of the Secretarial Audit, we hereby report that in our opinion, the Company has, during the audit period covering the financial year ended on March 31, 2024 complied with the statutory provisions listed hereunder and also that the Company has proper Board processes and compliance mechanism in place to the extent, in the manner and subject to the reporting made hereinafter:

We have examined the books, papers, minute books, forms and returns filed and other records maintained by the Company for the financial year ended on March 31, 2024 according to the provisions of:

- I. The Companies Act, 2013 (the Act) and the rules made thereunder;
- II. The Securities Contracts (Regulation) Act, 1956 ('SCRA') and the rules made thereunder;
- III. The Depositories Act, 1996 and the Regulations and Bye-laws framed thereunder;
- IV. Foreign Exchange Management Act, 1999 and the rules and regulations made thereunder to the extent of Foreign Direct Investment, Overseas Direct Investment and External Commercial Borrowings;
- V. The following Regulations and Guidelines prescribed under the Securities and Exchange Board of India Act, 1992 ('SEBI Act'): -
 - a) The Securities and Exchange Board of India (Listing Obligations and Disclosure Requirements) Regulations, 2015;
 - b) The Securities and Exchange Board of India (Substantial Acquisition of Shares and Takeovers) Regulations, 2011;
 - c) The Securities and Exchange Board of India (Prohibition of Insider Trading) Regulations, 2015;
 - d) The Securities and Exchange Board of India (Issue of Capital and Disclosure Requirements) Regulations, 2018; (not applicable to the Company for the period under review)
 - e) The Securities and Exchange Board of India (Share Based Employee Benefits and Sweat Equity) Regulations, 2021; (not applicable to the Company for the period under review)
 - f) The Securities and Exchange Board of India (Issue and Listing of Non-Convertible Securities) Regulations, 2021.; (not applicable to the Company for the period under review)
 - g) The Securities and Exchange Board of India (Registrars to an Issue and Share Transfer Agents) Regulations, 1993;
 - h) The Securities and Exchange Board of India (Delisting of Equity Shares) Regulations, 2021; (not applicable to the Company for the period under review)
 - i) The Securities and Exchange Board of India (Buyback of Securities) Regulations, 2018; (not applicable to the Company for the period under review) and
 - j) Securities and Exchange Board of India (Depositories and Participants) Regulations 2018;

OTHER APPLICABLE LAWS:

- i. The Legal Metrology Act, 2009
- ii. The Environment (Protection) Act, 1986 and the rules, notifications issued thereunder
- iii. The Water (Prevention and Control of Pollution) Act, 1974 and Water (Prevention and Control of Pollution) Rules, 1975



- iv. The Air (Prevention and Control of Pollution) Act, 1981 and the rules and standards made thereunder
- v. Hazardous Wastes (Management & Handling) Rules, 2008
- vi. Factories Act, 1948 and allied State Laws

We have relied on the representations made by the Company, its Officers and Reports of the Statutory Auditor for the systems and mechanism framed by the Company for compliances under other Acts, Laws and Regulations applicable to the Company.

We have also examined compliance with the applicable clauses of the Secretarial Standards issued by The Institute of Company Secretaries of India.

During the period under review the Company has complied with the provisions of the Act, Rules, Regulations, Guidelines, Standards, etc. mentioned above.

We further report that:

The Board of Directors of the Company is duly constituted with proper balance of Executive Directors, Non-Executive Directors, Independent Directors and a Woman Director. The changes in the composition of Board of Directors that took place during the period under review were carried out in compliance with the provisions of the Act.

Adequate notice was given to all directors to schedule the Board Meetings, agenda and detailed notes on agenda were sent at least seven days in advance for meetings other than those held at shorter notice, and a system exists for seeking and obtaining further information and clarifications on the agenda items before the meeting and for meaningful participation at the meeting.

All decisions at Board Meetings and Committee Meetings are carried out unanimously as recorded in the minute book, and there was no dissenting members' view in any of the meetings.

We further report that there are adequate systems and processes in the Company commensurate with the size and operations of the Company to monitor and ensure compliance with applicable laws, rules, regulations and guidelines.

We further report that during the period under audit, as per above referred laws, rules, regulations and standards, following are the events/actions:

- 1) The Board of Directors of the Company have consented for the sale of investments held in Stainless India Limited ("SIL"), Indian Thermal Power Private Limited ("ITPPL") and Catalyst Finance Limited ("CFL") in the following manner:

Name of the Company in which Investments held	Name of the Buyer	Number of Shares Sold	Amount
Stainless India Limited ("SIL")	Indian Thermal Power Private Limited ("ITPPL")	66,78,600 Equity Shares	Rs.66,78,600/-
Catalyst Finance Limited ("CFL")	Indian Thermal Power Private Limited ("ITPPL")	8,500 Equity Shares	Rs.8,500/-
Indian Thermal Power Private Limited ("ITPPL")	Prospective Buyer	7,153 Equity Shares	Rs.7,153/-

On December 07, 2023 the Company has transferred 48.30% of its Equity Investment in SIL to ITPPL and received consideration of Rs 66,78,600/-. Accordingly SIL ceased to be an Associate Company.

- 2) The Board of Directors in its meeting held on February 8, 2024 approved the Scheme of Arrangement amongst the Company and Mukand Sumi Metal Processing Limited ("MSMPL") under Sections 230 to 232 and other applicable provisions of the Companies Act, 2013 subject to the approval of National Company Law Tribunal, shareholders, creditors and such other competent statutory and regulatory authorities as may be required under applicable law.
- 3) The Company has incorporated a subsidiary named "Mukand Heavy Engineering Limited" ("MHEL") on December 15, 2023 to carry out business in the field of Industrial Machinery and Gear Box Manufacturing.
- 4) The Company has sold and transferred 25,71,150 Equity Shares constituting 5.51% of the Equity Share Capital of Mukand Sumi Special Steel Limited, a Joint Venture of Bajaj Group to Jammalal Sons Private Limited, a promoter group entity of the Company at Rs.574/- per share amounting to Rs.147,58,40,100/-. The Company has received the full consideration for the said sale of shares.

FOR ANANT B KHAMANKAR & CO.

COMPANY SECRETARIES

ANANT B KHAMANKAR

PROPRIETOR

FCS No. - 3198 | CP No. - 1860

UDIN: F003198F000346772

DATE: MAY 10, 2024

PLACE: MUMBAI

Annexure to Secretarial Auditors' Report

To,
The Members,
MUKAND LIMITED
Bajaj Bhavan, 226,
Jamnalal Bajaj Marg,
Nariman Point,
Mumbai - 400021.

Our Secretarial Audit Report for the Financial Year ended March 31, 2024, of even date is to be read along with this letter.

Management's Responsibility

1. It is the responsibility of the management of the Company to maintain secretarial records, devise proper systems to ensure compliance with the provisions of all applicable laws and regulations and to ensure that the systems are adequate and operate effectively.

Auditor's Responsibility

2. Our responsibility is to express an opinion on these secretarial records, standards and procedures followed by the Company with respect to the secretarial compliances.
3. We believe that audit evidence and information obtained from the Company's management is adequate and appropriate for us to provide a basis for our opinion.
4. Wherever required, we have obtained the management's representation about the compliance of laws, rules and regulations and happening of events etc.

Disclaimer

5. The Secretarial Audit Report is neither an assurance as to the future viability of the Company nor of the efficacy or effectiveness with which the management has conducted the affairs of the Company.
6. We have not verified the correctness and appropriateness of financial records and books of accounts of the Company.

FOR ANANT B KHAMANKAR & CO.

COMPANY SECRETARIES

ANANT B KHAMANKAR
PROPRIETOR
FCS No. - 3198
CP No. - 1860

DATE: MAY 10, 2024

PLACE: MUMBAI



Annexure to the Director' report

FORM NO. MR - 3

SECRETARIAL AUDIT REPORT FOR THE FINANCIAL YEAR ENDED MARCH 31, 2024.

[PURSUANT TO SECTION 204(1) OF THE COMPANIES ACT, 2013 & RULE 9 OF THE COMPANIES (APPOINTMENT AND REMUNERATION OF MANAGERIAL PERSONNEL) RULES, 2014]

To,
The Members,
MUKAND SUMI METAL PROCESSING LIMITED
Bajaj Bhavan, 3rd Floor,
Jamnalal Bajaj Marg,
226, Nariman Point,
Mumbai - 400 021
Maharashtra, India.

We have conducted the secretarial audit of the compliance of applicable statutory provisions and the adherence to good corporate practices by **Mukand Sumi Metal Processing Limited** (hereinafter called "the Company"). Secretarial Audit was conducted in a manner that provided us a reasonable basis for evaluating the corporate conducts/statutory compliances and expressing our opinion thereon.

Based on our verification of the Company's books, papers, minute books, forms and returns filed and other records maintained by the Company and also the information provided by the Company, its officers, agents and authorized representatives during the conduct of the Secretarial Audit, we hereby report that in our opinion, the Company has, during the audit period covering the financial year ended on March 31, 2024 complied with the statutory provisions listed hereunder and also that the Company has proper Board processes and compliance mechanism in place to the extent, in the manner and subject to the reporting made hereinafter.

We have examined the books, papers, minute books, forms and returns filed and other records maintained by the Company for the financial year ended on March 31, 2024 according to the provisions of:

- i. The Companies Act, 2013 (the Act) and the rules made thereunder;
- ii. The Securities Contracts (Regulation) Act, 1956 ('SCRA') and the rules made thereunder;
- iii. The Depositories Act, 1996 and the Regulations and Bye-laws framed thereunder;
- iv. Foreign Exchange Management Act, 1999 and the rules and regulations made thereunder to the extent of Foreign Direct Investment, Overseas Direct Investment and External Commercial Borrowings, as applicable to the Company;
- v. The following Regulations and Guidelines prescribed under the Securities and Exchange Board of India Act, 1992 ('SEBI Act') are **not applicable to Mukand Sumi Metal Processing Limited as it is an unlisted public company:**
 1. The Securities and Exchange Board of India (Substantial Acquisition of Shares and Takeovers) Regulations, 2011;
 2. The Securities and Exchange Board of India (Prohibition of Insider Trading) Regulations, 2015;
 3. The Securities and Exchange Board of India (Issue of Capital and Disclosure Requirements) Regulations, 2018;
 4. The Securities and Exchange Board of India (Share Based Employee Benefits and Sweat Equity) Regulations, 2021;
 5. The Securities and Exchange Board of India (Issue and Listing of Non-Convertible Securities) Regulations, 2021;
 6. The Securities and Exchange Board of India (Registrars to an Issue and Share Transfer Agents) Regulations, 1993;
 7. The Securities and Exchange Board of India (Delisting of Equity Shares) Regulations, 2021;
 8. The Securities and Exchange Board of India (Buyback of Securities) Regulations, 2018;
 9. The Securities and Exchange Board of India (Listing Obligations and Disclosure Requirements) Regulations, 2015;
and
 10. Securities and Exchange Board of India (Depositories and Participants) Regulations 2018

vi. OTHER APPLICABLE LAWS:

- a) The Factories Act, 1948;
- b) Industries (Development & Regulation) Act, 1951;
- c) Labour Laws applicable in the State of Maharashtra;
- d) Acts prescribed under prevention and control of pollution;
- e) Acts prescribed under environmental protection;
- f) Trade Marks Act, 1999 & Copy right Act, 1957;
- g) Acts as prescribed under Shop and Establishment Act of various local authorities

We have relied on the representations made by the Company, its Officers and Reports of the Statutory Auditor for the systems and mechanism framed by the Company for compliances under other Acts, Laws and Regulations applicable to the Company.

We have also examined compliance with the applicable clauses of the Secretarial Standards issued by The Institute of Company Secretaries of India.

During the period under review the Company has complied with the provisions of the Act, Rules, Regulations, Guidelines, Standards, etc. mentioned above.

We further report that:

The Board of Directors of the Company is duly constituted. The changes in the composition of the Board of Directors that took place during the period under review were carried out in compliance with the provisions of the Act.

Adequate notice is given to all directors to schedule the Board Meetings, agenda and detailed notes on agenda were sent in accordance with the timeline stipulated under the Companies Act, 2013.

All decisions at Board Meetings and Committee Meetings are carried out unanimously as recorded in the minute book, while the dissenting members' views, if any, are captured and recorded as a part of the minutes.

We further report that there are adequate systems and processes in the Company commensurate with the size and operations of the Company to monitor and ensure compliance with applicable laws, rules, regulations and guidelines.

We further report that during the period under audit, as per above referred laws, rules, regulations and standards, the following are the specific events/actions:

1. The Company in its Board Meeting held on February 7, 2024 approved Draft Scheme of Arrangement between Mukand Sumi Metal Processing Limited ("Demerged Company") and Mukand Limited ("Resulting Company") and their respective shareholders under Sections 230 to 232 and other applicable provisions of the Companies Act, 2013 subject to the approval of National Company Law Tribunal, shareholders, creditors and such other competent statutory and regulatory authority as may be required under applicable law.
2. The Company has altered the Object Clause of Memorandum of Association in order to include activities relating to treasury & investment business in the main objects clause of the Company and other matters incidental.

FOR ANANT B KHAMANKAR & CO.

COMPANY SECRETARIES

ANANT B KHAMANKAR

PROPRIETOR

FCS No. - 3198 | CP No. - 1860

UDIN: F003198F000346959

DATE: MAY 10, 2024**PLACE:** MUMBAI



Annexure to Secretarial Auditors' Report

MUKAND SUMI METAL PROCESSING LIMITED

Bajaj Bhavan, 3rd Floor, Jamnalal Bajaj Marg,
226, Nariman Point, Mumbai - 400 021
Maharashtra, India.

Our Secretarial Audit Report for the Financial Year ended March 31, 2024, of even date is to be read along with this letter.

Management's Responsibility:

1. It is the responsibility of the management of the Company to maintain secretarial records, devise proper systems to ensure compliance with the provisions of all applicable laws and regulations and to ensure that the systems are adequate and operate effectively.

Auditor's Responsibility:

2. Our responsibility is to express an opinion on these secretarial records, standards and procedures followed by the Company with respect to the secretarial compliances.
3. We believe that audit evidence and information obtained from the Company's management is adequate and appropriate for us to provide a basis for our opinion.
4. Wherever required, we have obtained the management's representation about the compliance of laws, rules and regulations and happening of events etc.

Disclaimer:

5. The Secretarial Audit Report is neither an assurance as to the future viability of the Company nor of the efficacy or effectiveness with which the management has conducted the affairs of the Company.
6. We have not verified the correctness and appropriateness of financial records and books of accounts of the Company.

FOR ANANT B KHAMANKAR & CO. COMPANY SECRETARIES

ANANT B KHAMANKAR
PROPRIETOR
FCS No. - 3198 | CP No. - 1860

DATE: MAY 10, 2024

PLACE: MUMBAI

Independent Auditor's Report

To the Members of Mukand Limited

Report on the Audit of the Standalone Ind AS Financial Statements

Opinion

We have audited the accompanying standalone financial statements of **Mukand Limited** ("the Company"), which comprise the Balance Sheet as at March 31, 2024, the Statement of Profit and Loss (including Other Comprehensive Income), the Statement of Changes in Equity and the Statement of Cash Flows for the year then ended, and notes to the standalone financial statements including a summary of material accounting policy information and other explanatory information (hereinafter referred to as "standalone financial statements").

In our opinion and to the best of our information and according to the explanations given to us, the aforesaid standalone financial statements give the information required by the Companies Act, 2013 ("the Act") in the manner so required and give a true and fair view in conformity with the accounting principles generally accepted in India including the Indian Accounting Standards ("Ind AS") prescribed under section 133 of the Act, read with the Companies (Indian Accounting Standards) Rules, 2015, as amended, of the state of affairs of the Company as at March 31, 2024, its profit (including other comprehensive income), its changes in equity and its cash flows for the year ended on that date.

Basis for Opinion

We conducted our audit in accordance with Standards on Auditing (SAs) specified under section 143(10) of the Act. Our responsibilities under those Standards are further described in the Auditor's Responsibilities for the Audit of the Standalone Financial Statements section of our report. We are independent of the Company in accordance with the Code of Ethics issued by the Institute of Chartered Accountants of India ("ICAI") together with the ethical requirements that are relevant to our audit of the standalone financial statements under the provisions of the Act and Rules thereunder, and we have fulfilled our other ethical responsibilities in accordance with these requirements and the Code of Ethics. We believe that the audit evidence we have obtained is sufficient and appropriate to provide a basis for our opinion on the standalone financial statements.

Key Audit Matters

Key audit matters are those matters that, in our professional judgment, were of most significance in our audit of the standalone financial statements of the current year. These matters were addressed in the context of our audit of the standalone financial statements as a whole, and in forming our opinion thereon, and we do not provide a separate opinion on these matters. We have determined the matter(s) described below to be the key audit matter(s) to be communicated in our report.

Key audit matter	How our audit addressed the Key Audit Matter:
<p>1. Revenue recognition (Refer Note 26 of the standalone financial statements)</p> <p>The Company recognizes revenue from sale of goods when control over the goods is transferred to the customer. The terms of sales arrangements, including the timing of transfer of control delivery specifications, creates complexity and judgment in determining timing of revenue recognition. The actual point in time when revenue is recognized varies depending on the terms and conditions of the sale contracts entered into with customers. There exist a risk that revenue is recognized during the cut off period though the control may not have been passed to the customers. The Company generates part of its revenue from long term construction / project related activity and contracts for supply / commissioning of plant and equipment which is accounted under the percentage of completion method ("POC"), which is the proportion of cost of work performed to-date, to the total estimated contract costs. Determination of revenue under POC requires significant judgements and estimates in particular with respect to estimation of the cost to complete the projects.</p> <p>Due to estimates, judgements and complexity involved in application of the revenue recognition standards, we have considered this matter as a key audit matter.</p>	<p>We have performed the following procedures among others:</p> <ul style="list-style-type: none"> • Assessed the company's accounting policies relating to revenue recognition by comparing the same with applicable accounting standard. • Understood and evaluated the design and tested the operating effectiveness of controls around estimation of costs to complete the project including the review and approval of estimated project cost. • Verified the contracts on test check basis entered by the Company for the consideration and relevant terms and conditions relating to variations to the cost. • Verified original invoices, purchase orders, receipts, etc. for the actual costs incurred up to the year end date on test check basis. • Verified that revenue has been recognised as per the agreed terms and when the conditions for revenue recognitions are satisfied. • Discussed the status of the project, evaluated the reasonableness of the estimates of the cost to be incurred to complete the projects, verified the revision in total cost during the year and obtained the reasons for such revision. • Assessed the adequacy of the disclosures made in respect of revenue from sale of goods and the undergoing engineering projects of the Company.



Other Information

The Company's Board of Directors is responsible for the other information. The other information comprises the information included in the Director's Report, but does not include the standalone financial statements, consolidated financial statements and our auditor's report thereon.

Our opinion on the standalone financial statements does not cover the other information and we do not express any form of assurance conclusion thereon.

In connection with our audit of the standalone financial statements, our responsibility is to read the other information and, in doing so, consider whether the other information is materially inconsistent with the standalone financial statements or our knowledge obtained in the audit or otherwise appears to be materially misstated.

If, based on the work we have performed, we conclude that there is a material misstatement of this other information, we are required to report that fact. We have nothing to report in this regard.

Responsibilities of Management and Those Charged with Governance for the Standalone Financial Statements

The Company's Board of Directors is responsible for the matters stated in section 134(5) of the Act with respect to the preparation of these standalone financial statements that give a true and fair view of the financial position, financial performance (including other comprehensive income), changes in equity and cash flows of the Company in accordance with the accounting principles generally accepted in India, including Ind AS prescribed under section 133 of the Act, read with the Companies (Indian Accounting Standards) Rules, 2015, as amended. This responsibility also includes maintenance of adequate accounting records in accordance with the provisions of the Act for safeguarding of the assets of the Company and for preventing and detecting frauds and other irregularities; selection and application of appropriate accounting policies; making judgments and estimates that are reasonable and prudent; and design, implementation and maintenance of adequate internal financial controls, that were operating effectively for ensuring the accuracy and completeness of the accounting records, relevant to the preparation and presentation of the standalone financial statements that give a true and fair view and are free from material misstatement, whether due to fraud or error.

In preparing the standalone financial statements, Board of Directors is responsible for assessing the Company's ability to continue as a going concern, disclosing, as applicable, matters related to going concern and using the going concern basis of accounting unless the Board of Directors either intends to liquidate the Company or to cease operations, or has no realistic alternative but to do so.

Those Board of Directors is also responsible for overseeing the Company's financial reporting process.

Auditor's Responsibilities for the Audit of the Standalone Financial Statements

Our objectives are to obtain reasonable assurance about whether the standalone financial statements as a whole are free from material misstatement, whether due to fraud or error, and to issue an auditor's report that includes our opinion. Reasonable assurance is a high level of assurance, but is not a guarantee that an audit conducted in accordance with SAs will always detect a material misstatement when it exists. Misstatements can arise from fraud or error and are considered material if, individually or in the aggregate, they could reasonably be expected to influence the economic decisions of users taken on the basis of this standalone financial statements.

As part of an audit in accordance with SAs, we exercise professional judgment and maintain professional skepticism throughout the audit. We also:

- Identify and assess the risks of material misstatement of the standalone financial statements, whether due to fraud or error, design and perform audit procedures responsive to those risks, and obtain audit evidence that is sufficient and appropriate to provide a basis for our opinion. The risk of not detecting a material misstatement resulting from fraud is higher than for one resulting from error, as fraud may involve collusion, forgery, intentional omissions, misrepresentations, or the override of internal control.
- Obtain an understanding of internal control relevant to the audit in order to design audit procedures that are appropriate in the circumstances. Under section 143(3)(i) of the Act, we are also responsible for expressing our opinion on whether the Company has adequate internal financial controls with reference to financial statements in place and the operating effectiveness of such controls.
- Evaluate the appropriateness of accounting policies used and the reasonableness of accounting estimates and related disclosures made by management.
- Conclude on the appropriateness of management's use of the going concern basis of accounting and, based on the audit evidence obtained, whether a material uncertainty exists related to events or conditions that may cast significant doubt on the Company's ability to continue as a going concern. If we conclude that a material uncertainty exists, we are required to draw attention in our auditor's report to the related disclosures in the standalone financial statements or, if such disclosures are inadequate, to modify our opinion. Our conclusions are based on the audit evidence obtained up to the date of our auditor's report. However, future events or conditions may cause the Company to cease to continue as a going concern.
- Evaluate the overall presentation, structure and content of the standalone financial statements, including the disclosures, and whether the standalone financial statements represent the underlying transactions and events in a manner that achieves fair presentation.

We communicate with those charged with governance regarding, among other matters, the planned scope and timing of the audit and significant audit findings, including any significant deficiencies in internal control that we identify during our audit.

We also provide those charged with governance with a statement that we have complied with relevant ethical requirements regarding independence, and to communicate with them all relationships and other matters that may reasonably be thought to bear on our independence, and where applicable, related safeguards.

From the matters communicated with those charged with governance, we determine those matters that were of most significance in the audit of the standalone financial statements of the current year and are therefore the key audit matters. We describe these matters in our auditor's report unless law or regulation precludes public disclosure about the matter or when, in extremely rare circumstances, we determine that a matter should not be communicated in our report because the adverse consequences of doing so would reasonably be expected to outweigh the public interest benefits of such communication.

Report on Other Legal and Regulatory Requirements

(1) As required by the Companies (Auditor's Report) Order, 2020 ("the Order") issued by the Central Government of India in terms of section 143(11) of the Act, we report in "Annexure 1", a statement on the matters specified in paragraphs 3 and 4 of the Order, to the extent applicable.

(2) As required by section 143(3) of the Act, we report that:

- a) We have sought and obtained all the information and explanations which to the best of our knowledge and belief were necessary for the purposes of our audit;
- b) In our opinion, proper books of account as required by law have been kept by the Company so far as it appears from our examination of those books;
- c) The Balance Sheet, the Statement of Profit and Loss (including Other Comprehensive Income), the Statement of Changes in Equity and the Statement of Cash Flows dealt with by this report are in agreement with the books of account;
- d) In our opinion, the aforesaid standalone financial statements comply with the Ind AS prescribed under section 133 of the Act read with the Companies (Indian Accounting Standards) Rules, 2015, as amended;
- e) On the basis of the written representations received from the directors as on March 31, 2024, and taken on record by the Board of Directors, none of the directors is disqualified as on March 31, 2024 from being appointed as a director in terms of section 164(2) of the Act;
- f) With respect to the adequacy of the internal financial controls with reference to standalone financial statements of the Company and the operating effectiveness of such controls, refer to our separate report in "Annexure 2";

In our opinion and to the best of our information and according to the explanations given to us, the remuneration paid/provided by the Company to its directors during the year is in accordance with the provisions of section 197 of the Act;

g) With respect to the other matter to be included in the Auditor's Report in accordance with the requirements of section 197(16) of the Act, as amended:

In our opinion and to the best of our information and according to the explanations given to us, the remuneration paid/provided by the Company to its directors during the year is in accordance with the provisions of section 197 of the Act;

h) With respect to the other matters to be included in the Auditor's Report in accordance with Rule 11 of the Companies (Audit and Auditors) Rules, 2014, as amended, in our opinion and to the best of our information and according to the explanations given to us:

(i) The Company has disclosed the impact of pending litigations on its financial position in its standalone financial statements – Refer Note 37 on Contingent Liabilities to the standalone financial statements;

(ii) The Company has made provision, as required under the applicable law or accounting standards, for material foreseeable losses, if any, on long-term contracts including derivative contracts;

(iii) There has been no delay in transferring amounts, required to be transferred, to the Investor Education and Protection Fund by the Company.

(iv) (a) The management has represented that, to the best of its knowledge and belief, no funds have been advanced or loaned or invested (either from borrowed funds or share premium or any other sources or kind of funds) by the Company to or in any other person(s) or entity(ies), including foreign entities ("Intermediaries"), with the understanding, whether recorded in writing or otherwise, that the Intermediary shall, whether, directly or indirectly lend or invest in other persons or entities identified in any manner whatsoever by or on behalf of the Company ("Ultimate Beneficiaries") or provide any guarantee, security or the like on behalf of the Ultimate Beneficiaries;

(b) The management has represented that, to the best of its knowledge and belief, no funds have been received by the Company from any person(s) or entity(ies), including foreign entities ("Funding Parties"), with the understanding, whether recorded in writing or otherwise, that the Company shall, whether, directly or indirectly, lend or invest in other persons or entities identified in any manner whatsoever by or on behalf of



the Funding Party (“Ultimate Beneficiaries”) or provide any guarantee, security or the like on behalf of the Ultimate Beneficiaries;

- (c) Based on the audit procedures that are considered reasonable and appropriate in the circumstances, nothing has come to our notice that has caused us to believe that the representations under sub-clause (i) and (ii) of Rule 11(e), as provided under (a) and (b) above, contain any material misstatement.
- (v) As stated in the standalone financial statements:
 - (a) The final dividend proposed in the previous year, declared and paid by the Company during the year is in compliance with section 123 of the Act, as applicable.
 - (b) The Board of Directors of the Company have proposed final dividend for the year which is subject to the approval of the members at the ensuing Annual General Meeting. The amount of dividend proposed is in compliance with section 123 of the Act, as applicable.
- (vi) Based on our examination which included test checks, the company has used an accounting software for maintaining its books of account for the financial year ended March 31, 2024, which has a feature of recording audit trail (edit log) facility and the same has operated throughout the year for all relevant transactions recorded in the software. Further, during the course of our audit we did not come across any instance of audit trail feature being tampered with.

As proviso to Rule 3(1) of the Companies (Accounts) Rules, 2014 is applicable from April 1, 2023, reporting under 11(g) of the Companies (Audit and Auditors) Rules, 2014 on preservation of audit trail as per the statutory requirements for record retention is not applicable for the financial year ended March 31, 2024.

For DHC & Co

Chartered Accountants

ICAI Firm Registration No.103525W

Pradhan Dass

Partner

Membership No. 219962

UDIN: 24219962BKQCDC7308

Place : Bengaluru

Date : May 15th, 2024

ANNEXURE 1 TO THE INDEPENDENT AUDITOR'S REPORT

[Referred to in paragraph 1 under 'Report on Other Legal and Regulatory Requirements' section in the Independent Auditor's Report of even date to the members of Mukand Limited ("the Company") on the standalone financial statements for the year ended March 31, 2024]

Based on the audit procedures performed for the purpose of reporting a true and fair view on the standalone financial statements of the Company and taking into consideration the information, explanations and written representation given to us by the management and the books of account and other records examined by us in the normal course of audit, we report that:

- (i) (a) (A) The Company has maintained proper records showing full particulars, including quantitative details and situation of Property, Plant and Equipment.
(B) The Company has maintained proper records showing full particulars of Intangible Assets.
- (b) During the year, the Property, Plant and Equipment of the Company have been physically verified by the management and no material discrepancies were noticed on such verification. In our opinion, the frequency of verification is reasonable having regard to the size of the Company and the nature of its assets
- (c) The title deeds of all the immovable properties (other than properties where the Company is the lessee and the lease agreements are duly executed in favour of lessee), disclosed in the standalone financial statements are held in the name of the Company.
- (d) The Company has not revalued its Property, Plant and Equipment (including Right of Use assets) and/or Intangible Assets during the year. Accordingly, reporting under clause (i)(d) of paragraph 3 of the Order is not applicable.
- (e) No proceedings have been initiated or are pending against the Company as at March 31, 2024 for holding any benami property under the Prohibition of Benami Property Transactions (Prohibition) Act, 1988 and rules made thereunder
- (ii) (a) The inventory (excluding material in transit) has been physically verified by the management. In our opinion, the coverage and procedure of such verification by the management is appropriate. No discrepancies of 10% or more in aggregate for each class of inventory were noticed on physical verification carried out during the year.
- (b) The Company has not obtained any sanctioned working capital limit during the year, from banks and/or financial institutions, on the basis of security of current assets. Therefore, reporting under clause (ii)(b) of paragraph 3 of the Order is not applicable.
- (iii) (a) During the year, the Company has provided loans or provided advances in the nature of loans, or stood guarantee, or provided security to the following entities:

		(Rs. in crores)
Sr. No.	Particulars	Loans
1	Aggregate amount granted / provided during the year	
	a Other related party	0.30
	b Other party (including renewal of loans)	35.69
2	Balance outstanding as at March 31, 2024 in respect of above cases	
	a Other related party	0.30
	b Other party	33.09

- (b) The investments made, guarantees provided, security given and the terms and conditions of the grant of all loans and advances in the nature of loans and guarantees provided by the Company during the year are not prejudicial to the interest of the Company, except for the following :

Sr. No.	Name of the entity	Nature	Amount Outstanding including interest (Rs. in crores)	Remarks
1	Indian Thermal Power Private Limited	Loan Given	16.28	
2	Vidyavihar Containers Limited	Loan Given	9.93	Interest for the current year waived off as ECL provision is made
3	A. M. realty Private Limited	Loan Given	0.30	

- (c) The schedule of repayment of principal and payment of interest in respect of the loans and advances in the nature of loans has been stipulated and the repayments or receipts during the year are regular as per stipulation, except in the following instances where delay has been more than a year:

Name of the Entity	Nature	Amount (Rs. in crores)	Due Date
A. M. Realty Private Limited	Interest	0.30	Multiple Dates
Aasman Trading Private Limited	Interest	1.22	Multiple Dates
Rajesh Estate & Nirman Limited	Interest	0.29	Multiple Dates
Vijay Group Housing Private Limited	Interest	0.16	Multiple Dates
Indian Thermal Power Private Limited	Interest	2.80	Multiple Dates
Vidyavihar Containers Limited	Interest	1.75	Multiple Dates
Indian Thermal Power Private Limited	Principal	13.49	Multiple Dates
Vidyavihar Containers Limited	Principal	8.18	Multiple Dates
A. M. Realty Private Limited	Principal	0.38	Multiple Dates



- (d) In respect of the aforesaid loans and advances in the nature of loans, the details of amount which is overdue for more than ninety days is as below:

No. of Cases	Principal Amount Overdue	Interest Overdue	Total Overdue
9	Rs. 22.05 crores	Rs. 6.52 crores	Rs. 28.57 crores

- (e) There were loans or advances in the nature of loan granted which has/have fallen due during the year, have been renewed. Further, no fresh loans were granted to same parties to settle the existing overdue loans/advances in nature of loan

Name of the Parties	Aggregate amount of dues renewed (Rs. in crores)	% of the aggregate to the total loans granted (including renewed) during the year
Aasman Trading Private Limited	0.44	1.9%
Parinee Realty Private Limited	4.55	19.71%
Rajhans Infracon (India) Private Limited	10.60	45.91%
Om Omega Shelters Private Limited	7.50	32.48%

- (f) The Company has not granted any loans or advances in the nature of loans either repayable on demand or without specifying any terms or period of repayment.

- (iv) The Company has complied with the provisions of sections 185 and 186 of the Act in respect of grant of loans, making investments and providing guarantees and securities, except for the details given below:

Nature of non-compliance	Name of Company	Amount Involved	Balance as at March 31, 2024	Remarks
Loan given at rate of interest lower than prescribed	Indian Thermal Power Private Limited	Rs. 13.67 crores	Rs. 13.67 crores	Total Interest has been waived off.
	Vidyavihar Containers Limited	Rs. 9.93 crores	Rs. 9.93 crores	

- (v) In our opinion, the Company has complied with the directives issued by Reserve Bank of India, the provisions of sections 73 to 76 of the Act and the rules made there under with regard to the acceptance of deposits or amounts which are deemed to be deposits. Further, as informed, no order has been passed by the Company Law Board or National Company Law Tribunal or Reserve Bank of India or any Court or any other Tribunal on the Company in respect of the aforesaid deposits or amounts which are deemed to be deposits.

- (vi) The maintenance of cost records has been specified by the Central Government under sub-section (1) of section 148 of the Act and rules thereunder. We have broadly reviewed such records and are of the opinion that, prima facie, the prescribed accounts and records have been made and maintained. We have, however, not made a detailed examination of the cost records with a view to determine whether they are accurate or complete.

- (vii) (a) The Company is generally regular in depositing with the appropriate authorities, undisputed statutory dues including Goods and Services tax (GST), provident fund, employees' state insurance, income-tax, duty of customs, cess and any other material statutory dues applicable to it, though there has been a slight delay in a few cases. During the year 2017-18, sales tax, value added tax, service tax and duty of excise subsumed in GST and are accordingly reported under GST.

No undisputed amounts payable in respect of provident fund, employees' state insurance, income tax, GST, customs duty, cess and any other material statutory dues applicable to it, were outstanding, at the year end, for a period of more than six months from the date they became payable.

- (b) According to the information and explanation given to us, the dues outstanding with respect to, income tax, sales tax, service tax, value added tax, goods and service tax, customs duty, excise duty on account of any dispute, are as follows:

Name of the statute	Nature of dues	Amount (Rs. in Crore)	Period to which the amount relates	Forum where dispute is pending
Income Tax Act	Income Tax	0.594	1996-97	Assessing Officer
Income Tax Act	Income Tax	1.829	2013-14	Assessing Officer
Income Tax Act	Income Tax	0.05	2015-16	Assessing Officer
Income Tax Act	Income Tax	0.067	2016-17	Assessing Officer
Income Tax Act	Income Tax	1.941	2017-18	Assessing Officer
Sales Tax	Local Sales Tax, Central Sales Tax	0.018	1988-89, 1989-90	Tribunal
Sales Tax	Local Sales Tax, Central Sales Tax	0.021	1989-90, 1990-91, 1991-92, 1996-97, 1998-99	Deputy Commissioner Appeal
Sales Tax	Local Sales Tax, Central Sales Tax	0.009	2012-13	Commercial Tax Tribunal

Name of the statute	Nature of dues	Amount (Rs. in Crore)	Period to which the amount relates	Forum where dispute is pending
Sales Tax	Sales Tax	0.135*	2001-02, 2003-04	High Court – UP
Sales Tax	Sales Tax	3.337*	2001-02, 2002-03, 2003-04, 2004-05, 2011-12, 2012-13, 2013-14, 2014-15, 2016-17	Asst. Commissioner (Sales Tax)
Sales Tax	Sales Tax	1.017*	2001-02, 2002-03, 2004-05,	Tribunal
Trade Tax and Entry Tax	UP Trade Tax and Entry Tax	0.074*	2001-02	High Court
Entry Tax	Entry Tax	0.109	2002-03	Additional Commissioner (Appeal)
UP Trade Tax	UP Trade Tax	0.029*	2007-08	Additional Commissioner (Appeal)
UP VAT	UP Trade Tax	0.031*	2008-09	Additional Commissioner (Appeal)
UP VAT	UP Trade Tax	0.055*	2009-10	Additional Commissioner (Appeal)
UP VAT (CST)	UP Trade Tax	0.01	2012-13	Tribunal
Customs Act, 1962	Customs Duty	48.65*	2018-19, 2019-20, 2021-22	Customs, Central Excise and Service Tax Appellate Tribunal, Mumbai

* Net of amount deposited i.e. demand has been paid under protest.

- (viii) We have not come across any transaction(s) which were previously not recorded in the books of account of the Company that have been surrendered or disclosed as income during the year in the tax assessments under the Income Tax Act, 1961.
- (ix) (a) The Company has not taken any loans or other borrowings from any lender. Accordingly, reporting under clause (ix) (a) of paragraph 3 of the Order is not applicable.
- (b) The Company has not been declared wilful defaulter by any bank or financial institution or government or any government authority.
- (c) The Company did not obtain any money by way of term loans during the year. Accordingly, reporting under clause (ix) (c) of paragraph 3 of the Order is not applicable.
- (d) On an overall examination of the standalone financial statements of the Company, no funds raised on short-term basis have, been used for long-term purposes by the Company.
- (e) On an overall examination of the standalone financial statements of the Company, the Company has not taken any funds from any entity or person on account of or to meet the obligations of its subsidiaries, associates or joint ventures as defined under the Act.
- (f) The Company has not raised loans during the year on the pledge of securities held in its subsidiaries, joint ventures or associate companies, as defined under the Act.
- (x) (a) The Company has not raised money by way of initial public issue offer / further public offer (including debt instruments) during the year. Therefore, reporting under clause (x)(a) of paragraph 3 of the Order is not applicable.
- (b) The Company has not made any preferential allotment or private placement of shares or convertible debentures (fully, partially or optionally convertible) during the year. Therefore, reporting under clause (x)(b) of paragraph 3 of the Order is not applicable.
- (xi) (a) During the course of our examination of the books and records of the Company, carried out in accordance with the generally accepted auditing practices in India, and according to the information and explanations given to us, we have neither come across any instance of fraud by the Company nor any fraud on the Company has been noticed or reported during the year, nor have we been informed of any such instance by the management.
- (b) No report under section 143(12) of the Act has been filed with the Central Government by the auditors of the Company in Form ADT-4 as prescribed under Rule 13 of Companies (Audit and Auditors) Rules, 2014, during the year or upto the date of this report.
- (c) There are no whistle blower complaints received by the Company during the year and upto the date of this report.
- (xii) In our opinion, the Company is not a Nidhi Company. Therefore, reporting under clause (xii) of paragraph 3 of the Order is not applicable.
- (xiii) All transactions entered into by the Company with the related parties are in compliance with sections 177 and 188 of the Act, where applicable and the details have been disclosed in the standalone financial statements as required by the applicable accounting standards.



- (xiv) (a) In our opinion, the Company has an internal audit system commensurate with the size and nature of its business.
(b) We have considered the Internal Audit Reports of the Company issued till date, for the period under audit.
- (xv) The Company has not entered into any non-cash transactions with its directors or persons connected with them during the year and hence, provisions of section 192 of the Act are not applicable to the Company.
- (xvi) (a) In our opinion, the Company has an internal audit system commensurate with the size and nature of its business.
(b) We have considered the Internal Audit Reports of the Company issued till date, for the period under audit.
(c) As informed by the Company, the Group to which the Company belongs has Seventeen (17) CIC as part of the Group (including the CICs exempt from registration and CICs not registered).
- (xv) The Company has not entered into any non-cash transactions with its directors or persons connected with them during the year and hence, provisions of section 192 of the Act are not applicable to the Company.
- (xvi) (a) The Company is not required to be registered under section 45-IA of the Reserve Bank of India Act, 1934. Therefore, reporting under clause (xvi)(a) and (b) of paragraph 3 of the Order are not applicable.
(b) The Company has not conducted any Non-Banking Financial or Housing Finance activities without having a valid Certificate of Registration (CoR) from the Reserve Bank of India as per the Reserve Bank of India Act, 1934.
(c) The Company is not a Core Investment Company (CIC) as defined in Core Investment Companies (Reserve Bank) Directions, 2016 ("Directions") by the Reserve Bank of India. Accordingly, reporting under clause (xvi)(c) and (d) of paragraph 3 of the Order are not applicable.
(d) As informed by the Company, the Group to which the Company belongs has 17 (Seventeen) CIC as part of the Group (including the CICs exempt from registration and CICs not registered).
- (xvii) The Company has not incurred cash losses in the current and the immediately preceding financial year.
- (xviii) There has been no resignation of the statutory auditors during the year and accordingly, reporting under clause (xviii) of paragraph 3 of the Order is not applicable.
- (xix) On the basis of the financial ratios, ageing and expected dates of realization of financial assets and payment of financial liabilities, other information accompanying the standalone financial statements and our knowledge of the Board of Directors and management plans and based on our examination of the evidence supporting the assumptions, nothing has come to our attention, which cause us to believe that any material uncertainty exists as on the date of this audit report and that the Company is not capable of meeting its liabilities existing at the date of balance sheet as and when they fall due within a period of one year from the balance sheet date. We, however, state that this is not an assurance as to the future viability of the Company. We further state that our reporting is based on the facts up to date of the audit report and we neither give any guarantee nor any assurance that all liabilities falling due within a period of one year from the balance sheet date, will get discharged by the Company as and when they fall due.
- (xx) The provisions of section 135 of the Act are not applicable to the Company. Hence, reporting under clause (xx) of paragraph 3 of the Order is not applicable.

For DHC & Co

Chartered Accountants

ICAI Firm Registration No.103525W

Pradhan Dass

Partner

Membership No. 219962

UDIN: 24219962BKCQDC7308

Place : Bengaluru

Date : May 15th, 2024

ANNEXURE 2 TO THE INDEPENDENT AUDITOR'S REPORT

[Referred to in paragraph 2(i) under 'Report on Other Legal and Regulatory Requirements' section in our Independent Auditor's Report of even date to the members of Mukand Limited on the standalone financial statements for the year ended March 31, 2024]

Report on the Internal Financial Controls with reference to Financial Statements under clause (i) of sub-section 3 of section 143 of the Companies Act, 2013 ("the Act")

We have audited the internal financial controls with reference to financial statements of Mukand Limited ("the Company") as of March 31, 2024 in conjunction with our audit of the standalone financial statements of the Company for the year ended on that date.

Management's Responsibility for Internal Financial Controls

The Company's Board of Directors is responsible for establishing and maintaining internal financial controls based on the internal control with reference to financial statements criteria established by the Company considering the essential components of internal control stated in the Guidance Note on Audit of Internal Financial Controls Over Financial Reporting (the "Guidance Note") issued by the Institute of Chartered Accountants of India ("ICAI"). These responsibilities include the design, implementation and maintenance of adequate internal financial controls that were operating effectively for ensuring the orderly and efficient conduct of its business, including adherence to Company's policies, the safeguarding of its assets, the prevention and detection of frauds and errors, the accuracy and completeness of the accounting records, and the timely preparation of reliable financial information, as required under the Act.

Auditors' Responsibility

Our responsibility is to express an opinion on the Company's internal financial controls with reference to financial statements based on our audit. We conducted our audit in accordance with the Guidance Note and the Standards on Auditing specified under section 143(10) of the Act to the extent applicable to an audit of internal financial controls, both issued by the ICAI. Those Standards and the Guidance Note require that we comply with ethical requirements and plan and perform the audit to obtain reasonable assurance about whether adequate internal financial controls with reference to financial statements was established and maintained and if such controls operated effectively in all material respects.

Our audit involves performing procedures to obtain audit evidence about the adequacy of the internal financial controls with reference to financial statements and their operating effectiveness.

Our audit of internal financial controls with reference to financial statements included obtaining an understanding of internal financial controls with reference to financial statements, assessing the risk that a material weakness exists, and testing and evaluating the design and operating effectiveness of internal controls based on the assessed risk. The procedures selected depend on the auditor's judgement, including the assessment of the risks of material misstatement of the financial statements, whether due to fraud or error

We believe that the audit evidence we have obtained is sufficient and appropriate to provide a basis for our audit opinion on the Company's internal financial controls with reference to financial statements.

Auditors' Responsibility

Our responsibility is to express an opinion on the Company's internal financial controls with reference to financial statements based on our audit. We conducted our audit in accordance with the Guidance Note and the Standards on Auditing, to the extent applicable to an audit of internal financial controls, both issued by the ICAI.

Because of the matter described in Disclaimer of Opinion paragraph below, we were not able to obtain sufficient appropriate audit evidence to provide a basis for an audit opinion on internal financial controls with reference to financial statements of the Company.

Meaning of Internal Financial Controls with reference to Financial Statements

A company's internal financial control with reference to financial statements is a process designed to provide reasonable assurance regarding the reliability of financial reporting and the preparation of financial statements for external purposes in accordance with generally accepted accounting principles. A company's internal financial control with reference to financial statements includes those policies and procedures that (1) pertain to the maintenance of records that, in reasonable detail, accurately and fairly reflect the transactions and dispositions of the assets of the company; (2) provide reasonable assurance that transactions are recorded as necessary to permit preparation of financial statements in accordance with generally accepted accounting principles, and that receipts and expenditures of the company are being made only in accordance with authorisations of management and directors of the company; and (3) provide reasonable assurance regarding prevention or timely detection of unauthorised acquisition, use, or disposition of the company's assets that could have a material effect on the financial statements.



Inherent Limitations of Internal Financial Controls with reference to Financial Statements

Because of the inherent limitations of internal financial controls with reference to financial statements, including the possibility of collusion or improper management override of controls, material misstatements due to error or fraud may occur and not be detected. Also, projections of any evaluation of the internal financial controls with reference to financial statements to future periods are subject to the risk that the internal financial controls with reference to financial statements may become inadequate because of changes in conditions, or that the degree of compliance with the policies or procedures may deteriorate.

Opinion

In our opinion, to the best of our information and according to the explanations given to us, the Company has, in all material respects, adequate internal financial controls with reference to financial statements and such internal financial controls with reference to financial statements were operating effectively as at March 31, 2024, based on the internal control with reference to financial statements criteria established by the Company considering the essential components of internal controls stated in the Guidance Note issued by the ICAI.

For DHC & Co

Chartered Accountants

ICAI Firm Registration No.103525W

Pradhan Dass

Partner

Membership No. 219962

UDIN: 24219962BKCQDC7308

Place : Bengaluru

Date : May 15th, 2024

Balance Sheet as at 31st March, 2024

Particulars	Note No.	31-Mar-24 Rs. in crore	31-Mar-23 Rs. in crore
I ASSETS			
(A) Non-current Assets			
(1) Property Plant & Equipment, Capital Work-in-Progress, Intangible Assets & Right of Use Assets	3		
(a) Property Plant & Equipment		440.82	445.13
(b) Capital Work-in-Progress		34.15	29.71
(c) Right of Use Assets		-	-
(d) Intangible Assets		0.47	2.28
		475.44	477.12
(2) Financial Assets			
(a) Investments	4.A	121.01	117.04
(b) Other Financial Assets	5	17.21	18.22
		138.22	135.26
(3) Deferred Tax Assets (net)	6	52.24	73.40
(4) Income Tax Assets	7	45.65	43.28
(5) Other Non-Current Assets	8	24.57	33.66
Total (A)		736.12	762.72
(B) Current Assets			
(1) Inventories	9	1,494.18	1,446.52
(2) Financial Assets			
(a) Investments	4.B	-	157.59
(b) Trade Receivables	10	599.14	517.57
(c) Cash & Cash Equivalents and Other Bank Balances	11		
(i) Cash & Cash Equivalents	11.1	49.24	36.58
(ii) Bank Balances other than (i) above	11.2	2.20	2.38
		51.44	38.96
(d) Loans	12	31.35	50.57
(e) Other Financial Assets	13	54.80	78.93
Total (2)		736.73	843.62
(3) Other Current Assets	14	81.73	110.95
Total (B)		2,312.64	2,401.09
(C) Assets Held for Sale	15	23.24	18.81
Total - Assets		3,072.00	3,182.62
II EQUITY AND LIABILITIES			
(A) Equity			
(a) Share Capital	16	144.51	144.51
(b) Other Equity	17	801.81	736.97
(B) Liabilities		946.32	881.48
(1) Non Current Liabilities			
(a) Financial Liabilities			
(i) Borrowings	18	1,433.09	1,448.39
(ii) Other Financial Liabilities	19	0.37	0.25
Total (a)		1,433.46	1,448.64
(b) Provisions	20	52.27	63.14
Total (1)		1,485.73	1,511.78
(2) Current Liabilities			
(a) Financial Liabilities			
(i) Borrowings	21	55.96	56.23
(ii) Trade payables			
Dues to Micro Enterprises and Small Enterprises		18.33	29.13
Other than to Micro Enterprises and Small Enterprises		422.43	511.47
	22	440.76	540.60
(iii) Other Financial Liabilities	23	25.58	19.90
Total (a)		522.30	616.73
(b) Other Current Liabilities	24	108.59	164.45
(c) Provisions	25	9.06	8.18
Total (2)		639.95	789.36
Total Equity & Liabilities		3,072.00	3,182.62
Statement of Material Accounting Policies adopted by the Company and Notes forming part of the Financial Statements	1 to 50		

As per our attached report of even date

For DHC & Co.Chartered Accountants
ICAI FR No. 103525W**Pradhan Dass**Partner
Membership No. 219962

Bengaluru, May 15, 2024

For and on behalf of the Board of Directors

Niraj BajajChairman & Managing Director
DIN : 00028261**R Sankaran**Director
DIN : 00381139**Dhanesh K Goradia**

Chief Financial Officer

Mumbai, May 15, 2024

Rajendra Sawant

Company Secretary



Statement of Profit and Loss for the Year Ended 31st March, 2024

Particulars	Note No.	2023-24 Rs. in crore	2022-23 Rs. in crore
I Revenue from Operations	26	5,217.53	5,618.36
II Other Income	27	15.60	585.11
III Total Income (I) + (II)		5,233.13	6,203.47
IV Expenses			
(a) Cost of Materials Consumed	28	3,436.93	3,995.97
(b) Purchase of Stock in Trade		0.81	1.07
(c) Changes in Inventories of Finished Goods and Work-in-Progress / Contracts in Progress	29	(41.07)	(31.22)
(d) Employee Benefits Expense	30	218.76	204.57
(e) Finance Costs	31	131.47	175.17
(f) Depreciation and Amortization Expense		48.18	51.19
(g) Other Expenses	32	1,310.94	1,614.24
(h) Expenditure Transferred to Capital Accounts / Capital Work-in-Progress		(1.06)	(1.79)
Total Expenses		5,104.96	6,009.20
V Profit before Tax (III) - (IV)		128.17	194.27
VI Tax Expense:	33		
(a) Excess / (Short) Provision of Tax of earlier years		-	(3.99)
(b) Deferred Tax (Charge) / Credit		(24.50)	(4.80)
VII Profit for the year		103.67	185.48
VIII Other Comprehensive Income (net of tax)	34		
Items that will not be reclassified to Profit or loss		(13.27)	6.87
Deferred tax		3.34	(1.13)
		(9.93)	5.74
IX Total Comprehensive Income for the year		93.74	191.22
Basic and diluted earnings per share (in Rs.)	35	7.17	12.84
Statement of Material Accounting Policies adopted by the Company and Notes forming part of the Financial Statements	1 to 50		

As per our attached report of even date

For DHC & Co.

Chartered Accountants
ICAI FR No. 103525W

Pradhan Dass

Partner
Membership No. 219962
Bengaluru, May 15, 2024

For and on behalf of the Board of Directors

Niraj Bajaj

Chairman & Managing Director
DIN : 00028261

R Sankaran

Director
DIN : 00381139

Dhanesh K Goradia

Chief Financial Officer
Mumbai, May 15, 2024

Rajendra Sawant

Company Secretary

Statement of Changes in Equity

A. Equity Share Capital

	Rs. in crore	
	31-Mar-24	31-Mar-23
As at end of the year	144.51	144.51
As at beginning of the year	144.51	144.51

There are no changes in Equity Share Capital due to prior period errors.

B. Other Equity

Particular	Rs. in crore								
		Capital Reserve [#]	Capital Redemption Reserve	Securities Premium	General Reserve	Retained Earnings	Equity Instruments through Other Comprehensive Income	Remeasurement of defined benefit obligations	Total
As at	31-Mar-23		3.00	100.22	238.56	389.10	4.39	1.70	736.97
1	Inter Other Equity Movement	-	-	-	-	-	-	-	-
2	Equity Dividends	-	-	-	-	(28.90)	-	-	(28.90)
3	Other Adjustments	-	-	-	-	-	-	-	-
4	Total Comprehensive Income for the year	-	-	-	-	103.67	(3.45)	(6.48)	93.74
As at	31-Mar-24		3.00	100.22	238.56	463.87	0.94	(4.78)	801.81
As at	31-Mar-22		3.00	100.22	238.56	248.51	3.72	1.95	595.96
1	Inter Other Equity Movement	-	-	-	-	5.33	(5.33)	-	-
2	Equity Dividends	-	-	-	-	(21.67)	-	-	(21.67)
3	Other Adjustments	-	-	-	-	(28.55)	-	-	(28.55)
4	Total Comprehensive Income for the year	-	-	-	-	185.48	6.00	(0.25)	191.23
As at	31-Mar-23		3.00	100.22	238.56	389.10	4.39	1.70	736.97

Capital Reserve is Rs 47,439/- (Previous year Rs 47,439/-)

There are no changes in Other Equity due to prior period errors

As per our attached report of even date

For DHC & Co.

Chartered Accountants
ICAI FR No. 103525W

Pradhan Dass

Partner
Membership No. 219962

Bengaluru, May 15, 2024

For and on behalf of the Board of Directors

Niraj Bajaj

Chairman & Managing Director
DIN : 00028261

R Sankaran

Director
DIN : 00381139

Dhanesh K Goradia

Chief Financial Officer

Mumbai, May 15, 2024

Rajendra Sawant

Company Secretary



Cash Flow Statement For The Year Ended 31st March, 2024

	Rs. in crore			
	2023-24	2023-24	2022-23	2022-23
A Cash Flow arising from Operating Activities				
Profit/before Tax & Exceptional items		128.17		194.27
Add back :				
(1) Depreciation	48.18		51.19	
(2) Other Non-cash Expenditure/(Income) -(net)	(69.42)		96.71	
(3) Interest / Lease Charges (net)	124.41		162.81	
(4) Actuarial Gain on defined benefit obligations	(8.66)		(0.35)	
		94.51		310.36
		222.68		504.63
Deduct :				
(1) Investment Income	0.78		0.02	
(2) Surplus on sale of assets - (net)	(0.47)		541.14	
		0.31		541.16
Operating Profit before Working Capital changes		222.37		(36.53)
Adjustments for Working Capital Changes				
(1) (Increase)/Decrease in Trade Receivables	(83.57)		(51.22)	
(2) (Increase)/Decrease in Other Financial Assets Non Current	1.01		8.71	
(3) (Increase)/Decrease in Other Non Current Assets	9.09		18.57	
(4) (Increase)/Decrease in Short Term Loans	20.14		(15.52)	
(5) (Increase)/Decrease in Others Financial Assets Current	40.51		46.00	
(6) (Increase)/Decrease in Other Current Assets	69.21		47.32	
(7) (Increase)/Decrease in Unpaid Dividend, Margin Money & Deposits	0.18		165.08	
(8) (Increase)/Decrease in Inventories	(47.66)		14.36	
(9) Increase/(Decrease) in Trade Payables	(99.47)		32.34	
(10) Increase/(Decrease) in Others Financial Liabilities Current	2.90		4.65	
(11) Increase/(Decrease) in Other Current Liabilities	(55.85)		(55.13)	
(12) Increase/(Decrease) in Others Financial Liabilities Non Current	0.12		-	
Net Working Capital changes		(143.39)		215.16
Cash Flow from Operations		78.98		178.63
Less : Direct taxes paid (net of refunds)		(2.37)		(4.78)
Net Cash Inflow/(Outflow) from Operating Activities		76.61		173.85
B Cash Flow arising from Investing Activities				
Add Inflow				
(1) Sale of Fixed Assets	0.36		683.42	
(2) Dividends received	0.78		0.02	
(3) Sale of Investments	150.09		1.97	
		151.23		685.41
Deduct Outflow				
(1) Acquisition of Fixed Assets	49.71		64.59	
(2) Acquisition of Investments	-		63.12	
		49.71		127.71
Net Cash Inflow/(Outflow) from Investing Activities		101.52		557.70

Cash Flow Statement For The Year Ended 31st March, 2024

	Rs. in crore			
	2023-24	2023-24	2022-23	2022-23
C Cash Flow arising from Financing Activities				
Add Inflow		-		-
Deduct Outflow				
(1) Decrease in Unsecured Loans	15.63		531.89	
(2) Dividends paid	28.73		21.59	
(3) Interest / Lease charges - (net)	121.11		182.81	
		165.47		736.29
Net Cash Inflow / (Outflow) from Financing Activities		(165.47)		(736.29)
Net Increase / (Decrease) in Cash/Cash Equivalents C/F		12.66		(4.74)
Add : Balance at the beginning of the year		36.58		41.32
Cash/Cash Equivalents at the close of the year (Refer note 11.1)		49.24		36.58

Note : The above cash flow statement has been prepared under 'Indirect Method' as set out in Ind AS 7 - Statement of Cash Flows

As per our attached report of even date

For DHC & Co.

Chartered Accountants
ICAI FR No. 103525W

Pradhan Dass

Partner
Membership No. 219962

Bengaluru, May 15, 2024

For and on behalf of the Board of Directors

Niraj Bajaj

Chairman & Managing Director
DIN : 00028261

Dhanesh K Goradia

Chief Financial Officer

Mumbai, May 15, 2024

R Sankaran

Director
DIN : 00381139

Rajendra Sawant

Company Secretary



Notes Forming Part of Standalone Financial Statements

(1) BACKGROUND OF THE COMPANY

Mukand Limited ("the Company") is a public limited company, incorporated and domiciled in India which mainly deals in manufacture of special alloy steel / stainless steel, billets, bars, rods, wire rods, EOT cranes, material handling equipment, other industrial machinery, comprehensive engineering services and construction/erection services. The registered office of the Company is located at Bajaj Bhawan, Jamnalal Bajaj Marg 226, Nariman Point, Mumbai. The Company is listed on the Bombay Stock Exchange (BSE) and the National Stock Exchange (NSE).

The standalone financial statements for the year ended March 31, 2024 were approved by the Board of Directors and authorised for issue on May 15, 2024.

(2) MATERIAL ACCOUNTING POLICIES FOLLOWED BY THE COMPANY

(a) Basis of preparation

- (i) These financial statements comply in all material aspects with the Indian Accounting Standards (Ind AS) notified under section 133 of the Companies Act, 2013 ('Act') read with the Companies (Indian Accounting Standards) Rules, 2015 as amended and other relevant provisions of the Act.

The financial statements have been prepared on a historical cost basis, except for the following assets and liabilities:

- i) Certain financial assets and liabilities that are measured at fair value
- ii) Assets held for sale-measured at fair value less cost to sell
- iii) Measurement of derivative financial instruments
- iv) Defined benefit plans-plan assets measured at fair value

The financial statements are presented in Indian Rupees (Rs.), which is Company's functional and presentation currency and all values are rounded to nearest crore, upto two decimal except when otherwise indicated.

(ii) Current versus Non-current classification

The Company presents assets and liabilities in the balance sheet based on current/non-current classification. An asset is treated as current when it is:

- § Expected to be realized or intended to be sold or consumed in normal operating cycle i.e. 12 months;
- § Held primarily for purpose of business;
- § Expected to be realized within twelve months after the reporting period; or
- § Cash or cash equivalent unless restricted from being exchanged or used to settle a liability for at least twelve months after the reporting period.

All other assets are classified as non-current.

A liability is current when:

- § It is expected to be settled in normal operating cycle i.e. 12 months;
- § It is held primarily for purpose of business;
- § It is due to be settled within twelve months after the reporting period; or
- § There is no unconditional right to defer the settlement of the liability for at least twelve months after the reporting period.

All other liabilities are classified as non-current.

(b) Property, Plant and Equipment (PPE)

Freehold land is carried at cost. All other items of property, plant and equipment are stated at cost less depreciation and impairment, if any. Historical cost includes expenditure that is directly attributable to the acquisition of the items. Cost includes its purchase price including non refundable taxes and duties after deducting trade discounts/rebates, directly attributable costs of bringing the asset to its present location and condition and initial estimate of costs of dismantling and removing the item and restoring the site on which it is located.

Subsequent costs are included in the asset's carrying amount or recognised as a separate asset, as appropriate, only when it is probable that future economic benefits associated with the item will flow to the Company and the cost of the item can be measured reliably.

The carrying amount of any component accounted for as a separate asset is derecognised when replaced. All other repairs and maintenance are charged to the Statement of Profit and Loss during the reporting period in which they are incurred.

Machinery spares, stand-by equipment and servicing equipment are recognised as property, plant and equipment when they meet the definition of property, plant and equipment. Otherwise, such items are classified as inventory.

Capital work- in- progress includes cost of property, plant and equipment under installation / under development as at the balance sheet date.

Notes Forming Part of Standalone Financial Statements (Contd.)

Depreciation methods, estimated useful lives and residual value

Depreciation on property, plant and equipment has been provided on straight line method based on the useful life specified in Schedule II of the Companies Act, 2013 except for Continuous Process Plant where useful life is considered as 18 years as per technical evaluation. Further office equipments of ECD, the useful life has been estimated as 20 years (on a single shift basis) against 5 years as per schedule II of the Act, based on independent technical valuation. Depreciation commences when the assets are ready for their intended use. Depreciation in respect of assets used for long term engineering contracts is provided on the estimated useful life of the assets.

Assets costing less than Rs. 5,000/- are fully depreciated at the rate of 100% in the year of purchase.

The residual values are not more than 5% of the original cost of the asset. The assets residual values and useful lives are reviewed, and adjusted if appropriate, at the end of each reporting period.

Gains and Losses on disposals are determined by comparing net disposal proceeds with carrying amount. These are included in the Statement of Profit and Loss.

(c) Intangible Assets

Intangible assets that are acquired by the Company, which have finite useful lives, are measured at cost less accumulated amortisation and accumulated impairment losses. Cost includes expenditures that are directly attributable to the acquisition of the intangible asset.

Intangible Assets under Implementation includes cost of such assets under installation / under development as at the balance sheet date.

Amortisation

Intangible assets are amortised on straight line basis over the estimated useful life. The method of amortisation and useful life is reviewed at the end of each accounting year with the effect of any changes in the estimate being accounted for on a prospective basis.

Useful life of 3 years is considered for amortisation of intangible assets - Computer Software.

Gains and Losses on disposals are determined by comparing net disposal proceeds with carrying amount. These are included in the Statement of Profit and Loss.

(d) Leases

The Company recognizes a right-of-use (ROU) asset and a corresponding lease liability for all lease arrangements, except for leases with a term of 12 months or less (short-term leases) and low value leases. For these short-term and low-value leases, the Company recognizes the lease payments as an operating expense on a straight-line basis over the term of the lease.

(e) Borrowing costs

General and specific borrowing costs that are directly attributable to the acquisition, construction or production of a qualifying asset are capitalised during the period of time that is required to complete and prepare the asset for its intended use. Qualifying assets are assets that necessarily take a substantial period of time to get ready for their intended use. Other borrowing costs are expensed in the period in which they are incurred.

Transaction costs relating to borrowings are considered under effective interest rate method.

(f) Impairment of Non-financial assets

The Company assesses, at each reporting date, whether there is an indication that an asset may be impaired. If any indication exists, the Company estimates the asset's recoverable amount. An asset's recoverable amount is the higher of an asset's or cash-generating units (CGU) fair value less costs of disposal and its value in use. Recoverable amount is determined for an individual asset, unless the asset does not generate cash inflows that are largely independent of those from other assets or group of assets. Where the carrying amount of an asset or CGU exceeds its recoverable amount, the asset is considered impaired and is written down to its recoverable amount.

In assessing value in use, the estimated future cash flows are discounted to their present value using a pre-tax discount rate that reflects current market assessments of the time value of money and the risks specific to the asset. In determining fair value less costs of disposal, recent market transactions are taken into account, if available. If no such transactions can be identified, an appropriate valuation model is used. After impairment, depreciation/amortisation is provided on the revised carrying amount of the asset over its remaining useful life.

(g) Financial instruments

A financial instrument is any contract that gives rise to a financial asset of one entity and a financial liability or equity instrument of another entity.



Notes Forming Part of Standalone Financial Statements (Contd.)

(I) Financial Assets

Financial assets are recognized when the Company becomes a party to the contractual provisions of the instrument. The Company classifies its financial assets in the following measurement categories:

* those to be measured subsequently at fair value (either through other comprehensive income, or through profit or loss), and

* those to be measured at amortised cost.

The classification depends on the Company's business model for managing the financial assets and contractual terms of the cash flows..

Initial Recognition & Measurement

All financial assets are recognised initially at fair value plus, in the case of financial assets not recorded at fair value through profit or loss, transaction costs that are attributable to the acquisition of the financial asset. However trade receivables that do not contain a significant financing component are measured at transaction price.

Subsequent Measurement

For purposes of subsequent measurement, financial assets are classified in following categories:

- § Debt instruments at fair value through profit or loss (FVTPL)
- § Debt instruments at fair value through other comprehensive income (FVTOCI)
- § Debt instruments at amortised cost
- § Equity instruments at fair value (either through profit or loss or through other comprehensive income, if designated).

Where assets are measured at fair value, gains and losses are either recognised entirely in the statement of profit and loss (i.e. fair value through profit or loss), or recognised in other comprehensive income (i.e. fair value through other comprehensive income). For investment in debt instruments, this will depend on the business model in which the investment is held. For investment in equity instruments, this will depend on whether the Company has made an irrevocable election at the time of initial recognition to account for equity instruments at FVTOCI.

Debt instruments at amortised cost

A Debt instrument is measured at amortised cost if both the following conditions are met:

- a) **Business Model Test:** The objective is to hold the debt instrument to collect the contractual cash flows (rather than to sell the instrument prior to its contractual maturity to realize its fair value changes).
- b) **Cash flow characteristics test:** The contractual terms of the debt instrument give rise on specific dates to cash flows that are solely payments of principal and interest on principal amount outstanding.

After initial measurement, such financial assets are subsequently measured at amortised cost using the effective interest rate (EIR) method. Amortised cost is calculated by taking into account any discount or premium on acquisition and fees or costs that are an integral part of EIR. EIR is the rate that exactly discounts the estimated future cash receipts over the expected life of the financial instrument or a shorter period, where appropriate, to the gross carrying amount of the financial asset.

Debt instruments at fair value through OCI

A Debt instrument is measured at fair value through other comprehensive income if following conditions are met:

- a) **Business Model Test:** The objective of financial instrument is achieved by both collecting contractual cash flows and for selling financial assets.
- b) **Cash flow characteristics test:** The contractual terms of the debt instrument give rise on specific dates to cash flows that are solely payments of principal and interest on principal amount outstanding.

Debt instrument included within the FVTOCI category are measured initially as well as at each reporting date at fair value. Fair value movements are recognised in the other comprehensive income (OCI), except for the recognition of interest income, impairment gains or losses and foreign exchange gains or losses which are recognised in statement of profit and loss. On derecognition of asset, cumulative gain or loss previously recognised in OCI is reclassified from the equity to statement of profit and loss. Interest earned whilst holding FVTOCI financial asset is reported as interest income using the EIR method.

Notes Forming Part of Standalone Financial Statements (Contd.)

Debt instruments at FVTPL

FVTPL is a residual category for financial instruments. Any financial instrument which does not meet the criteria for amortised cost or FVTOCI is classified as at FVTPL. A gain or loss on a Debt instrument that is subsequently measured at FVTPL and is not a part of a hedging relationship is recognised in the statement of profit and loss and presented net in the Statement of Profit and Loss within other gains or losses in the period in which it arises. Interest income from these debt instruments is included in other income.

Equity Instruments

For all equity instruments, the Company may make an irrevocable election to present in other comprehensive income all subsequent changes in the fair value. The Company makes such election on an instrument-by-instrument basis. The classification is made on initial recognition and is irrevocable.

If the Company decides to classify an equity instrument as at FVTOCI, then all fair value changes on the instrument, excluding dividends, are recognised in the OCI. There is no recycling of the amounts from OCI to profit and loss, even on sale of investment. However, the Company may transfer the cumulative gain or loss within equity. Equity instruments included within the FVTPL category are measured at fair value with all changes recognised in the Statement of Profit and Loss.

Preference Instruments are stated at amortised costs.

Derecognition of financial assets

The Company de-recognises a financial asset only when the contractual rights to the cash flows from the asset expire, or it transfers the financial asset and substantially all risks and rewards of ownership of the asset to another entity.

If the Company neither transfers nor retains substantially all the risks and rewards of ownership and continues to control the transferred asset, the Company recognises its retained interest in the assets and an associated liability for amounts it may have to pay.

If the Company retains substantially all the risks and rewards of ownership of a transferred financial asset, the Company continues to recognise the financial asset and also recognises a collateralised borrowing for the proceeds received.

Impairment of financial assets

Loss allowance for expected credit losses is recognised for financial assets measured at amortised cost and fair value through other comprehensive income.

The Company recognises life time expected credit losses for all trade receivables that do not constitute a financing transaction. For financial assets whose credit risk has not significantly increased since initial recognition, loss allowance equal to twelve months expected credit losses is recognised. Loss allowance equal to the lifetime expected credit losses is recognised if the credit risk on the financial instruments has significantly increased since initial recognition.

(II) Equity & Financial Liabilities

Debt and equity instruments issued by an entity are classified as either financial liabilities or as equity in accordance with the substance of the contractual arrangements and the definitions of a financial liability and an equity instrument.

(i) Equity Instruments

An equity instrument is any contract that evidences a residual interest in the assets of an entity after deducting all of its liabilities. Equity instruments issued by the Company are recognised at the proceeds received, net of direct issue costs.

(ii) Financial liabilities

Initial recognition and measurement

Financial liabilities are initially recognised at fair value plus any transaction costs that are attributable to the acquisition of the financial liabilities except financial liabilities at FVTPL which are initially measured at fair value.

Subsequent measurement

The financial liabilities are classified for subsequent measurement into following categories:

- At amortised cost
- At fair value through profit or loss (FVTPL)

Financial liabilities at amortised cost

The Company classifies the following under amortised cost

- Borrowings from banks
- Borrowings from others
- Trade payables



Notes Forming Part of Standalone Financial Statements (Contd.)

- Lease Deposits
- Lease Liability

Amortised cost for financial liabilities represents amount at which financial liability is measured at initial recognition minus the principal repayments, plus or minus the cumulative amortisation using the effective interest method of any difference between that initial amount and the maturity amount.

Financial liabilities at fair value through profit or loss

Financial liabilities held for trading are measured at FVTPL.

Financial liabilities at FVTPL are stated at fair value with any gains or losses arising on remeasurement, recognised in profit or loss. The net gain or loss recognised in profit or loss incorporates any interest paid on the financial liability and is included in the 'other gains and losses' line item.

Derecognition of financial liabilities

A financial liability is removed from the balance sheet when the obligation is discharged, or is cancelled, or expires. When an existing financial liability is replaced by another from the same lender on substantially different terms, or the terms of an existing liability are substantially modified, such an exchange or modification is treated as the derecognition of the original liability and the recognition of a new liability. The difference in the respective carrying amounts is recognised in the Statement of Profit and Loss.

(III) Financial guarantees contracts

Financial guarantee contracts issued by the Company are those contracts that require a payment to be made to reimburse the holder for a loss it incurs because the specified debtor fails to make a payment when due in accordance with the terms of a debt instrument. Financial guarantee contracts are recognised initially as a liability at fair value, adjusted for transaction costs that are directly attributable to the issuance of the guarantee. Subsequently, the liability is measured at the higher of the amount of loss allowance determined as per impairment requirements of Ind AS109 and the amount recognised less cumulative amortisation.

(IV) Derivative financial instruments

Derivative financial instruments such as forward contracts are taken by the Company to hedge its foreign currency risks, are initially recognised at fair value on the date a derivative contract is entered into and are subsequently re-measured at their fair value with changes in fair value recognised in the Statement of Profit and Loss in the period when they arise (other than in case of hedge accounting).

(V) Offsetting of financial instruments

Financial assets and financial liabilities are offset and the net amount is reported in the balance sheet if there is a currently enforceable legal right to offset the recognised amounts and there is an intention to settle on a net basis, to realize the assets and settle the liabilities simultaneously.

(h) Fair value measurement

The Company measures financial instruments, such as, certain investments and derivatives at fair value at each balance sheet date.

Fair value is the price that would be received to sell an asset or paid to transfer a liability in an orderly transaction between market participants at the measurement date. The fair value measurement is based on the presumption that the transaction to sell the asset or transfer the liability takes place either:

- In the principal market for the asset or liability, or
- In the absence of a principal market, in the most advantageous market for the asset or liability.

The fair value of an asset or a liability is measured using the assumptions that market participants would use when pricing the asset or liability, assuming that market participants act in their economic best interest.

All assets and liabilities for which fair value is measured or disclosed in the financial statements are categorised within the fair value hierarchy, described as follows, based on the lowest level input that is significant to the fair value measurement as a whole:

- Level 1 — Quoted (unadjusted) market prices in active markets for identical assets or liabilities
- Level 2 — Valuation techniques for which the lowest level input that is significant to the fair value measurement is directly or indirectly observable
- Level 3 — Valuation techniques for which the lowest level input that is significant to the fair value measurement is unobservable.

Notes Forming Part of Standalone Financial Statements (Contd.)

(i) Inventories

Inventories are stated at the lower of cost and net realisable value. Costs comprise direct materials and, where applicable, direct labour costs and those overheads that have been incurred in bringing the inventories to their present location and condition. Net realisable value represents the estimated selling price for inventories less all estimated costs of completion and costs necessary to make the sale. The cost formulae used for determination of cost is 'First in First Out' for raw materials and 'Weighted Average Cost' for stores and spares.

Machinery spares, stand-by equipment and servicing equipment are recognised as inventory when the useful life is less than one year and the same are charged to the Statement of Profit and Loss as and when issued for consumption.

(j) Taxes

The income tax expense or credit for the period is the tax payable on the current period's taxable income based on the applicable income tax rate adjusted by changes in deferred tax assets and liabilities attributable to temporary differences and to unused tax losses.

The Company's liability for current tax is calculated using the Indian tax rates and laws that have been enacted by the reporting date. The Company periodically evaluates positions taken in the tax returns with respect to situations in which applicable tax regulations are subject to interpretations and provisions where appropriate.

Deferred income tax is provided in full, using the liability method on temporary differences arising between the tax bases of assets and liabilities and their carrying amount in the financial statement. Deferred income tax is determined using tax rates (and laws) that have been enacted or substantially enacted by the end of the reporting period and are expected to apply when the related deferred income tax assets is realised or the deferred income tax liability is settled.

Deferred tax assets are recognised for all deductible temporary differences and unused tax losses, only if, it is probable that future taxable amounts will be available to utilise those temporary differences and losses.

Deferred tax assets and liabilities are offset when there is a legally enforceable right to offset current tax assets and liabilities and when the deferred tax balances relate to the same taxation authority. Current tax assets and tax liabilities are offset where the Company has a legally enforceable right to offset and intends either to settle on a net basis, or to realize the asset and settle the liability simultaneously.

Current and deferred tax is recognised in the statement of profit and loss, except to the extent that it relates to items recognised in other comprehensive income or directly in equity. In this case, the tax is also recognised in other comprehensive income or directly in equity, respectively.

(k) Provisions and Contingencies

Provisions

A provision is recognised when the Company has a present obligation (legal or constructive) as a result of past event, it is probable that an outflow of resources embodying economic benefits will be required to settle the obligation and a reliable estimate can be made of the amount of the obligation. The amount recognised as provision are determined based on best estimate of the amount required to settle the obligation at the balance sheet date. These estimates are reviewed at each reporting date and adjusted to reflect the current best estimates.

If the effect of the time value of money is material, provisions are discounted using a current pre-tax rate that reflects, when appropriate, the risks specific to the liability. When discounting is used, the increase in the provision due to the passage of time is recognised as a finance cost.

A provision for onerous contracts is recognized when the expected benefits to be derived by the Company from a contract are lower than the unavoidable cost of meeting its obligations under the contract. The provision is measured at the present value of the lower of the expected cost of terminating the contract and the expected net cost of continuing with the contract. Before a provision is established, the Company recognizes any impairment loss on the assets associated with that contract.

Contingent Liabilities & Contingent Assets

A contingent liability is a possible obligation that arises from past events whose existence will be confirmed by the occurrence or non-occurrence of one or more uncertain future events beyond the control of the Company or a present obligation that is not recognised because it is not probable that an outflow of resources will be required to settle the obligation. A contingent liability also arises in extremely rare cases, where there is a liability that cannot be recognised because it cannot be measured reliably. The Company does not recognize a contingent liability but discloses its existence in the financial statements.

Contingent assets are not recognized in the financial statements. If the inflow of economic benefits is probable, then it is disclosed in the financial statements.

Provisions, contingent liabilities, contingent assets and commitments are reviewed at each balance sheet date.



Notes Forming Part of Standalone Financial Statements (Contd.)

(l) Employee Benefits

(i) Short-term obligations

Liabilities for wages and salaries, including non-monetary benefits that are expected to be settled wholly within 12 months after the end of the period in which the employees render the related service are recognised in respect of employees' services up to the end of the reporting period and are measured at the amounts expected to be paid when the liabilities are settled.

(ii) Other long-term employee benefit obligations

The liabilities for compensated absences that are not expected to be settled wholly within 12 months are measured as the present value of expected future payments to be made in respect of services provided by employees up to the end of the reporting period using the projected unit credit method. Remeasurements as a result of experience adjustments and changes in actuarial assumptions are recognised in the Statement of Profit and Loss.

The obligations are presented as current liabilities in the balance sheet if the entity does not have any unconditional right to defer settlement for at least 12 months after the end of the reporting period, regardless of when the actual settlement is expected to occur.

(iii) Post-employment obligations

The Company operates the following post-employment schemes:

- (a) defined benefit plans such as gratuity and
- (b) defined contribution plans such as superannuation scheme, provident fund.

Gratuity Obligations

The liability or asset recognised in the balance sheet in respect of defined benefit gratuity plans is the present value of the defined benefit obligation at the end of the reporting period less the fair value of plan assets. The defined benefit obligation is calculated annually by actuaries using the projected unit credit method.

The present value of the defined benefit obligation is determined by discounting the estimated future cash outflows by reference to market yields at the end of the reporting period on government bonds that have terms approximating to the terms of the related obligation.

The net interest cost is calculated by applying the discount rate to the net balance of the defined benefit obligation and the fair value of plan assets. This cost is included in employee benefit expense in the Statement of Profit and Loss.

Remeasurement gains and losses arising from experience adjustments and changes in actuarial assumptions are recognised in the period in which they occur, directly in other comprehensive income.

Defined Contribution plans

Defined Contribution Plans such as superannuation scheme, provident fund are charged to the statement of profit and loss as an expense, when an employee renders the related services. If the contribution payable to scheme for service received before the balance sheet date exceeds the contribution already paid, the deficit payable to the scheme is recognised as liability after deducting the contribution already paid. If the contribution already paid exceeds the contribution due for services received before the balance sheet date, then excess is recognised as an asset.

(m) Segment Reporting

Operating segments are reported in a manner consistent with the internal reporting provided to the chief operating decision maker. The chief operational decision maker monitors the operating results of its business Segments separately for the purpose of making decision about the resources allocation and performance assessment. Segment performance is evaluated based on the profit or loss and is measured consistently with profit or loss in the financial statements. The operating segments have been identified on the basis of the nature of products/ services.

(n) Cash and Cash Equivalents

For the purpose of presentation in the statement of cash flows, cash and cash equivalents includes cash on hand, demand deposits with banks, other short-term highly liquid investments with original maturities of three months or less that are readily convertible to known amounts of cash and which are subject to an insignificant risk of changes in value.

(o) Cash Flow Statement

Cash flows are reported using the indirect method, whereby profit / (loss) before extraordinary items and tax is adjusted for the effects of transactions of non-cash nature and any deferrals or accruals of past or future cash receipts or payments. The cash flows from operating, investing and financing activities of the Company are segregated based on the available information.

Notes Forming Part of Standalone Financial Statements (Contd.)

(p) Earnings Per Share

Basic earnings per share

Basic earnings per share are calculated by dividing:

- the profit attributable to owners of the Company.
- by the weighted average number of equity shares outstanding during the financial year.

Diluted earnings per share

Diluted earnings per share adjust the figures used in the determination of basic earnings per share to take into account:

- the after income tax effect of interest and other financing costs associated with dilutive potential equity shares, and
- the weighted average number of additional equity shares that would have been outstanding assuming the conversion of all dilutive potential equity shares.

(q) Non-current assets held for sale

The Company classifies non-current assets as held for sale if their carrying amounts will be recovered principally through a sale rather than through continuing use. Such non-current assets classified as held for sale are measured at the lower of their carrying amount and fair value less costs to sell. Any expected loss is recognised immediately in the Statement of Profit and Loss.

The criteria for "held for sale" classification is regarded as met only when the sale is highly probable i.e. an active program to locate a buyer to complete the plan has been initiated and the asset is available for immediate sale in its present condition and the assets must have actively marketed for sale at a price that is reasonable in relation to its current fair value. Actions required to complete the sale should indicate that it is unlikely that significant changes to that plan to sale these assets will be made. Management must be committed to the sale, which should be expected to qualify for recognition as a completed sale within one year from the date of classification.

Property, plant and equipment and intangible assets once classified as held for sale are not depreciated or amortised. Assets and liabilities classified as held for sale are presented separately as current items in the balance sheet.

(r) Dividend distribution to equity shareholders

Dividend distributed to Equity shareholders is recognised as distribution to owners of capital in the Statement of Changes in Equity, in the period in which it is paid.

Final dividend on shares are recorded as a liability on the date of approval by the shareholders and interim dividends are recorded as a liability on the date of declaration by the Company's Board of Directors.

(s) Foreign currencies

The financial statements are presented in Indian rupee (Rs.), which is Company's functional and presentation currency.

Transactions in foreign currencies are recognised at the prevailing exchange rates on the transaction dates. Realised gains and losses on settlement of foreign currency transactions are recognised in the statement of profit and loss.

Monetary foreign currency assets and liabilities at the year-end are translated at the year-end exchange rates and the resultant exchange differences are recognised in the statement of profit and loss.

(t) Revenue Recognition

The Company mainly deals in manufacture of special alloy steel/ stainless steel, billets, bars, rods, wire rods, EOT cranes, material handling equipment, other industrial machinery, rendering of comprehensive engineering services and construction/engineering services.

Revenue is recognized on satisfaction of performance obligation upon transfer of control of promised goods or services to customers in an amount that reflects the consideration which Company expects to receive in exchange for those products or services.

Revenue is measured based on the transaction price, which is the consideration, adjusted for volume discounts, rebates, scheme allowances, price concessions, incentives, and returns, if any, as specified in the contracts with the customers. Revenue excludes taxes collected from customers on behalf of the government.

Revenue from sale of products and services is recognised at a time when the performance obligation is satisfied except Revenue from Engineering Contracts where in revenue is recognized over the time from the financial year in which the agreement to sell (containing salient terms of agreement to sell) is executed. The period over which revenue is recognised is based on entity's right to payment for performance completed.

In determining whether Company has right to payment, the Company shall consider whether it would have an enforceable right to demand or retain payment for performance completed to date if the contract were to be terminated before completion for reasons other than Company's failure to perform as per the terms of the contract.



Notes Forming Part of Standalone Financial Statements (Contd.)

The revenue recognition of Engineering Contracts under progress requires forecasts to be made of total budgeted costs with the outcomes of underlying contracts, which further require assessments and judgements to be made on changes in scope of work and other payments to the extent they are probable and they are capable of being reliably measured. However, where the total project cost is estimated to exceed total revenues from the project, the loss is recognized immediately in the Statement of Profit and Loss.

Revenue from Engineering Contracts where the performance obligations are satisfied over time and where there is no uncertainty as to measurement or collectability of consideration, is recognized as per the percentage of completion method. When there is uncertainty as to measurement or ultimate collectability, revenue recognition is postponed until such uncertainty is resolved. Revenues in excess of invoicing are classified as contract assets (which is referred to as unbilled revenue) while invoicing in excess of revenues are classified as contract liabilities (which is referred to as unearned revenues). The billing schedules agreed with customers include periodic performance based payments and / or milestone based progress payments. Invoices are payable within contractually agreed credit period.

Engineering Contracts are subject to modification to account for changes in contract specification and requirements. The Company reviews modification to contract in conjunction with the original contract, basis which the transaction price could be allocated to a new performance obligation or transaction price of an existing obligation could undergo a change. In the event, transaction price is revised for existing obligation, a cumulative adjustment is accounted for.

The Company satisfies a performance obligation and recognises revenue over time, if one of the following criteria is met:

1. The customer simultaneously receives and consumes the benefits provided by the Company's performance as the Company performs; or
2. The Company's performance creates or enhances an asset that the customer controls as the asset is created or enhanced; or
3. The Company's performance does not create an asset with an alternative use to the Company and Company has an enforceable right to payment for performance completed to date.

In case of performance obligations, where any of the above conditions is not met, revenue is recognised at the point in time at which the performance obligation is satisfied.

Export incentives

Export Incentives under various schemes are accounted in the year of export.

Interest Income

Interest income accrues on a time proportion basis, by reference to the principal outstanding and the effective interest rate applicable.

Dividend Income

Dividend income from investments is recognised when the shareholder's right to receive the payment has been established.

(u) Exceptional Items

Exceptional items are disclosed separately in the financial statements where it is necessary to do so to provide further understanding of the financial performance of the Company. These are material items of income or expense that have to be shown separately due to the significance of their nature or amount.

(v) Events after the reporting period

Adjusting events are events that provide further evidence of conditions that existed at the end of the reporting period. The financial statements are adjusted for such events before authorisation for issue.

Non-adjusting events are events that are indicative of conditions that arose after the end of the reporting period. Non-adjusting events after the reporting date are not accounted but disclosed.

(w) Significant accounting estimates, judgements and assumptions

The preparation of the Company's financial statements in conformity with Ind AS requires management to make judgements, estimates and assumptions that affect the reported amounts of revenues, expenses, assets and liabilities and the accompanying disclosures, and the disclosure of contingent liabilities. Uncertainty about these assumptions and estimates could result in outcomes that require a material adjustment to the carrying amount of assets or liabilities affected in future periods. The estimates and associated assumptions are based on historical experience and various other factors that are believed to be reasonable under the circumstances existing when the financial statements were prepared. The estimates and underlying assumptions are reviewed on an ongoing basis. Revision to accounting estimates is recognised in the year in which the estimates are revised and in any future year affected.

In the process of applying the Company's accounting policies, management has made the following judgements which have significant effect on the amounts recognised in the financial statements:

Notes Forming Part of Standalone Financial Statements (Contd.)

i. Useful lives of property, plant and equipment

Determination of the estimated useful life of tangible assets and the assessment as to which components of the cost may be capitalised. Useful life of tangible assets is based on the life specified in Schedule II of the Act and also as per management estimate for certain category of assets. Assumption also needs to be made, when Company assesses, whether an asset may be capitalised and which components of the cost of the assets may be capitalised.

ii. Use of significant judgements in revenue recognition

- The Company's contracts with customers could include promises to transfer multiple products and services to a customer. The Company assesses the products / services promised in a contract and identifies distinct performance obligations in the contract. Identification of distinct performance obligation involves judgement to determine the deliverables and the ability of the customer to benefit independently from such deliverables.
- The Company exercises judgement in determining whether the performance obligation is satisfied at a point in time or over a period of time. The Company considers indicators such as how customer consumes benefits as services are rendered or who controls the asset as it is being created or existence of enforceable right to payment for performance to date and alternate use of such product or service, transfer of significant risks and rewards to the customer, acceptance of delivery by the customer, etc.
- Judgement is also required to determine the transaction price for the contract. The transaction price could be either a fixed amount of customer consideration or variable consideration with elements such as volume discounts, service level credits, performance bonuses, price concessions and incentives. The transaction price is also adjusted for the effects of the time value of money if the contract includes a significant financing component. Any consideration payable to the customer is adjusted to the transaction price, unless it is a payment for a distinct product or service from the customer.
- Revenue from Engineering Contracts is recognised using percentage-of-completion method. The Company uses judgement to estimate the future cost-to-completion of the contracts which is used to determine the degree of completion of the performance obligation.

iii. Fair value measurement of financial instruments

When the fair values of financial assets and financial liabilities recorded in the balance sheet cannot be measured based on quoted prices in active markets, their fair value is measured using appropriate valuation techniques. The inputs for these valuations are taken from observable sources where possible, but where this is not feasible, a degree of judgement is required in establishing fair values. Judgements include considerations of various inputs including liquidity risk, credit risk, volatility etc. Changes in assumptions/ judgements about these factors could affect the reported fair value of financial instruments.

iv. Defined benefit plan

The cost of the defined benefit gratuity plan and other post-employment benefits and the present value of the gratuity obligation are determined using actuarial valuations. An actuarial valuation involves making various assumptions that may differ from actual developments in the future. These include the determination of the discount rate, future salary increases and mortality rates. Due to the complexities involved in the valuation and its long term nature, a defined benefit obligation is highly sensitive to changes in these assumptions. All assumptions are reviewed at each reporting date.

v. Allowances for uncollected accounts receivables

Trade receivables are stated at their normal value as reduced by appropriate allowances for estimated irrecoverable amounts. Individual trade receivables are written off when management deems them not collectable. Impairment is made on the expected credit loss model, which are the present value of the cash shortfall over the expected life of the financial assets. The impairment provisions for financial assets are based on assumption about the risk of default and expected loss rates. Judgement in making these assumptions and selecting the inputs to the impairment calculation are based on past history, existing market condition as well as forward looking estimates at the end of each reporting period.

vi. Allowance for inventories

Management reviews the inventory age listing on a periodic basis. This review involves comparison of the carrying value of the aged inventory items with the respective net realizable value. The purpose is to ascertain whether an allowance is required to be made in the financial statements for any obsolete and slow-moving items. Management satisfies itself that adequate allowance for obsolete and slow-moving inventories has been made in the financial statements.



Notes Forming Part of Standalone Financial Statements (Contd.)

vii. Impairment of non-financial assets

The Company assesses at each reporting date whether there is an indication that an asset may be impaired. If any indication exists, the Company estimates the asset's recoverable amount. An asset's recoverable amount is the higher of an asset's or Cash Generating Units (CGU's) fair value less costs of disposal and its value in use. It is determined for an individual asset, unless the asset does not generate cash inflows that are largely independent of those from other assets or a group of assets. Where the carrying amount of an asset or CGU exceeds its recoverable amount, the asset is considered impaired and is written down to its recoverable amount.

In assessing value in use, the estimated future cash flows are discounted to their present value using pre-tax discount rate that reflects current market assessments of the time value of money and the risks specific to the asset. In determining fair value less costs of disposal, recent market transactions are taken into account, if no such transactions can be identified, an appropriate valuation model is used.

viii. Contingencies

Management judgement is required for estimating the possible outflow of resources, if any, in respect of contingencies/ claim/ litigation against Company as it is not possible to predict the outcome of pending matters with accuracy.

ix. Leases

The Company determines the lease term as the non-cancellable term of the lease, together with any periods covered by an option to extend the lease if it is reasonably certain to be exercised, or any periods covered by an option to terminate the lease, if it is reasonably certain not to be exercised. The Company has several lease contracts that include extension and termination options. The Company applies judgement in evaluating whether it is reasonably certain whether or not to exercise the option to renew or terminate the lease. That is, it considers all relevant factors that create an economic incentive for it to exercise either the renewal or termination. After the commencement date, the Company reassesses the lease term if there is a significant event or change in circumstances that is within its control and affects its ability to exercise or not to exercise the option to renew or to terminate (e.g., construction of significant leasehold improvements or significant customisation to the leased asset).

x. Provision for income tax and deferred tax assets

The Company's tax jurisdiction is India. Significant judgements are involved in estimating budgeted profits for the purpose of paying advance tax, determining the provision for income taxes, including amount expected to be paid/recovered for uncertain tax positions. A deferred tax asset is recognised to the extent that it is probable that future taxable profit will be available against which the deductible temporary differences and tax losses can be utilised. Deferred tax assets are recognised for unused tax losses to the extent that it is probable that taxable profit will be available against which the losses can be utilised. Significant management judgement is required to determine the amount of deferred tax assets that can be recognised, based upon the likely timing and the level of future taxable profits together with future tax planning strategies. Accordingly, the Company exercises its judgement to reassess the carrying amount of deferred tax assets at the end of each reporting period.

(x) Recent Indian Accounting Standards (Ind AS) issued not yet effective

Ministry of Corporate Affairs ("MCA") notifies new standards or amendments to the existing standards under Companies (Indian Accounting Standards) Rules as issued from time to time. For the year ended March 31, 2024, MCA has not notified any new standards or amendments to the existing standards applicable to the Company.

Notes Forming Part of Standalone Financial Statements (Contd.)

Particulars	GROSS BLOCK			DEPRECIATION/AMORTISATION				NET BLOCK
	As at 1-Apr-23	Additions/ Adjustments	Deductions/ Adjustments	As at 31-Mar-24	As at 1-Apr-23	For the year	Deductions/ Adjustments	As at 31-Mar-24
i) Property Plant & Equipment								
Freehold Land	55.63	-	-	55.63	-	-	-	55.63
Railway Siding	13.82	-	-	13.82	13.01	0.06	-	0.75
Buildings and Roads	179.83	13.90	-	193.73	115.09	4.40	-	74.24
Plant and Machinery	1,307.12	28.37	5.12	1,330.37	987.75	41.12	4.36	305.86
Furniture, Fixtures, etc.	5.46	0.07	0.09	5.43	3.71	0.23	0.02	1.51
Office Machinery	7.29	0.54	0.10	7.73	5.08	0.44	0.12	2.33
Vehicles	1.45	-	0.04	1.41	0.83	0.12	0.04	0.50
Total (i)	1,570.60	42.88	5.35	1,608.12	1,125.47	46.37	4.54	440.82
ii) Capital Work-in-Progress								34.15
iii) Intangible Assets								
Software	15.36	-	-	15.36	13.08	1.81	-	0.47
Goodwill	14.40	-	-	14.40	14.40	-	-	-
Total (iii)	29.76	-	-	29.76	27.48	1.81	-	0.47
Total (i) to (iii)	1,600.36	42.88	5.35	1,637.88	1,152.95	48.18	4.54	475.44

(3) Property Plant & Equipment, Capital Work-in-Progress & Intangible Assets

Rs. in crore



Notes Forming Part of Standalone Financial Statements (Contd.)

Particulars	GROSS BLOCK						DEPRECIATION/AMORTISATION				NET BLOCK	
	As at 1-Apr-22	Additions/ Adjustments	Deductions/ Adjustments	As at 31-Mar-23	As at 1-Apr-22	For the year	Deductions/ Adjustments	As at 31-Mar-23	As at 31-Mar-23	As at 31-Mar-23		
i) Property Plant & Equipment												
Freehold Land	75.33	8.00	27.70	55.63	-	-	-	-	55.63			
Railway Siding	13.82	-	-	13.82	12.01	1.00	-	13.01	0.81			
Buildings and Roads	186.50	7.49	14.16	179.83	114.20	4.69	3.80	115.09	64.74			
Plant and Machinery	1,270.13	50.36	13.37	1,307.12	958.71	42.29	13.25	987.75	319.37			
Furniture, Fixtures, etc.	4.85	0.83	0.22	5.46	3.65	0.21	0.15	3.71	1.75			
Office Machinery	6.12	1.27	0.10	7.29	4.86	0.30	0.08	5.08	2.21			
Vehicles	1.73	-	0.28	1.45	0.98	0.12	0.27	0.83	0.62			
Total (i)	1,558.48	67.95	55.83	1,570.60	1,094.41	48.61	17.55	1,125.47	445.13			
ii) Capital Work-in-Progress									29.71			
iii) Right of use Assets												
Leasehold Land (Refer Note No. 41 (III))	15.68	-	15.68	-	0.56	0.18	0.74	-	-			
Total (iii)	15.68	-	15.68	-	0.56	0.18	0.74	-	-			
iv) Intangible Assets												
Software	15.35	0.01	-	15.36	10.68	2.40	-	13.08	2.28			
Goodwill	14.40	-	-	14.40	14.40	-	-	14.40	-			
Total (iv)	29.75	0.01	-	29.76	25.08	2.40	-	27.48	2.28			
Total (i) to (iv)	1,603.91	67.96	71.51	1,600.36	1,120.05	51.19	18.29	1,152.95	477.12			

(3) Property Plant & Equipment, Capital Work-in-Progress & Intangible Assets

Rs. in crore

Notes Forming Part of Standalone Financial Statements (Contd.)

(3) Property Plant & Equipment, Capital Work-in-Progress & Intangible Assets

I) CWIP Ageing

a Ageing of CWIP as on 31st March 2024

CWIP	Amount in CWIP for a period of				Total
	Less than 1 Year	1 - 2 Years	2 - 3 Years	More than 3 Years	
Projects in Progress	17.75	5.21	0.23	0.14	23.33
Projects Temporarily suspended	-	-	-	10.82	10.82
Total	17.75	5.21	0.23	10.96	34.15

Rs. in crore

Particulars	Total
Projects which have exceeded their original timeline	11.97
Projects which have exceeded their original budget	1.53

Rs. in crore

b Details of Capital Work-in-Progress whose completion is overdue as compared to its original timeline as at 31st March 2024

Particulars	To be Completed in				Total
	Less than 1 Year	1 - 2 Years	2 - 3 Years	More than 3 Years	
Projects in Progress					
Projects - Kalwe Steel Plant	3.62	-	-	-	3.62
Projects - Hospet Steel Plant	8.35	-	-	-	8.35
Total - Projects in Progress	11.97	-	-	-	11.97

Rs. in crore

c Details of Capital Work-in-Progress which has exceeded its cost compared to its original budget as at 31st March 2024

Particulars	To be Completed in				Total
	Less than 1 Year	1 - 2 Years	2 - 3 Years	More than 3 Years	
Projects in Progress					
Projects - Kalwe Steel Plant	1.02	-	-	-	1.02
Projects - Hospet Steel Plant	0.51	-	-	-	0.51
Total	1.53	-	-	-	1.53

Rs. in crore

d Ageing of CWIP as on 31st March 2023

CWIP	Amount in CWIP for a period of				Total
	Less than 1 Year	1 - 2 Years	2 - 3 Years	More than 3 Years	
Projects in Progress	15.29	0.65	2.82	0.15	18.91
Projects Temporarily suspended	-	-	-	10.80	10.80
Total	15.29	0.65	2.82	10.95	29.71

Rs. in crore



Notes Forming Part of Standalone Financial Statements (Contd.)

Rs. in crore	
Particulars	
Projects which have exceeded their original timeline	4.83
Projects which have exceeded their original budget	-

e Details of Capital Work-in-Progress whose completion is overdue as compared to its original timeline as at 31st March 2023

Rs. in crore					
Particulars	To be Completed in				Total
	Less than 1 Year	1 - 2 Years	2 - 3 Years	More than 3 Years	
Projects in Progress					
Projects - Kalwe Steel Plant	4.33	0.50	-	-	4.83
Total - Projects in Progress	4.33	0.50	-	-	4.83

f Details of Capital Work-in-Progress which has exceeded its cost compared to its original budget as at 31st March 2023

There were no projects which exceeded their original budget as at March 31, 2023

II) Other Notes

- (i) Property, plant and equipment are free from any encumbrances.
- (ii) Refer Note No. 37(b) for disclosure of contractual commitments for the acquisition of property, plant and equipment.
- (iii) Gross Block of Buildings as at March 31, 2024 includes value of offices, residential flats and garages in co-operative societies/proposed co-operative societies/association of apartment owners aggregating Rs. 2.50 crore at cost (March 31, 2023 - Rs. 2.50 crore) [including cost of shares in co-operative societies Rs.500 /- (March 31, 2023- Rs.500/-)].
- (iv) Property Plant & Equipment include borrowing costs of Rs. 2.07 crore capitalised during the year (March 31, 2023 Rs. 0.74 crore), rate of capitalisation 8.75% (Previous Year 8.76%).
- (v) Capital work in progress comprises of Property, Plant & Equipment under construction and pre-operative expenses & interest pending allocation.
- (vi) The Company has not revalued any of its property, plant and equipment including right of use assets or intangible assets.
- (vii) The Company does not hold any Benami Property and does not have any proceedings initiated or pending for holding benami property under the Benami Transactions (Prohibitions) Act, 1988 and the rules made thereunder.
- (viii) All immovable properties are held in the name of the Company.

Notes Forming Part of Standalone Financial Statements (Contd.)

4.A NON-CURRENT INVESTMENTS	31-Mar-24 Rs. in crore	31-Mar-23 Rs. in crore
I Investments in Equity Instruments :		
A In Subsidiaries (Unquoted) : [At FVTOCI]		
(i) Mukand Sumi Metal Processing Ltd		
2,73,00,000 Equity Shares of Rs.10/- each, fully paid up (Refer note a(iii) below)	110.97	115.59
(ii) Mukand Heavy Engineering Ltd		
99,800 (---) Equity Shares of Rs.10/- each, fully paid up	0.10	-
Sub-total A	111.07	115.59
B In Joint Ventures (Unquoted) : [At FVTPL]		
(i) Hospet Steels Ltd.		
97,504 Equity Shares of Rs. 10/- each, fully paid up	0.10	0.10
Sub-total B	0.10	0.10
C In Associates (Unquoted) : [At amortised cost]		
(i) Stainless India Ltd.		
--- (6,678,600) Equity Shares of Rs.10/-each, fully paid up		13.68
Less : Provision for diminution in the value of investments		(13.68)
		-
(ii) Bombay Forgings Ltd		
39,800 Equity Shares of Rs. 66.67/- each, fully paid up	0.20	0.20
Less : Provision for diminution in the value of investments	(0.20)	(0.20)
Sub Total C		-
D-1 In Others (Quoted) : [At FVTPL]		
(i) ICICI Bank		
9,625 Equity Shares of Rs. 2/- each, fully paid up;	1.06	0.85
(ii) Bajaj Holdings & Investment Ltd		
850 Equity Shares of Rs.10/- each, fully paid up;	0.71	0.50
Sub Total D-1	1.77	1.35
D-2 In Others (Unquoted) : [At FVTPL]		
(i) Credit Capital Finance Corpn. Ltd		
100 Equity Shares of Rs.10/- each,fully paid up (Rs 1,000/-) [Previous year (Rs. 1,000/-)]		
(ii) The Greater Bombay Co-operative Bank Ltd		
10 Equity Shares of Rs.25/-each, fully paid up (Rs. 250/-) [Previous year Rs. 250/-]		
(iii) NKGSB Co-operative Bank Ltd.		
100 Equity Shares of Rs.10/-each, fully paid up (Rs. 1,000/-); [Previous year Rs. 1,000/-]		
(iv) Mukand Audyogik Yantra Private Ltd.		
1,901 Equity Shares of Rs 10/- each, fully paid up [Previous year Rs. 19,010/-]		
(v) Mukand Heavy Machinery Private Ltd.		
1,901 Equity Shares of Rs 10/- each, fully paid up [Previous year Rs. 19,010/-]		
(vi) India Thermal Power Private Ltd		
--- (7,153) Equity Shares of Rs.10/- each, fully paid up		0.01
Less : Provision for diminution in the value of investments		(0.01)
		-



Notes Forming Part of Standalone Financial Statements (Contd.)

4.A NON-CURRENT INVESTMENTS	31-Mar-24 Rs. in crore	31-Mar-23 Rs. in crore
(vii) Catalyst Finance Private Ltd		
8,500 Equity Shares of Rs. 10/- each, fully paid up	-	0.09
Less : Provision for diminution in the value of investments	-	(0.09)
	-	-
(viii) T P Samaksh Ltd.		
13,000 (--) Equity Shares of Rs.10/- each, fully paid up	0.01	-
(ix) Amplus Phoenix Energy Private Ltd		
8,055,102 (--) Equity Shares of Rs. 10/- each, fully paid up	8.06	-
Sub Total D-2	8.07	-
Sub Total D	9.84	1.35
Total Non Current Investments	121.01	117.04
II Investments in Preference Instruments [At amortised cost] :		
100 Preference Shares of Rs. 10/- each, fully paid up (Rs. 45,000/-) [Previous year Rs. 45,000/-] in Mukand Sumi Special Steel Ltd.		
Total Non Current Investments	121.01	117.04
Book Value		
Quoted Investments	1.77	1.35
Unquoted Investments	119.24	115.69
	121.01	117.04
Market Value		
Quoted Investments	1.77	1.35

Note : Aggregate diminution in value of Investments Rs. 0.20 crore (31-Mar-23 - Rs. 13.97 crore)

4.B CURRENT INVESTMENTS	31-Mar-24 Rs. in crore	31-Mar-23 Rs. in crore
I Investments in Equity		
In Others (Unquoted) : [At FVTPL]		
(i) Mukand Sumi Special Steel Ltd [Refer Note a(iv) below]		
--- (2,571,150) Equity Shares of Rs.10/- each, fully paid up	-	147.58
II Investment in Mutual Funds :[At FVTPL]		
(i) HDFC Mutual Fund		
(HDFC Overnight Fund DP - Growth -Units- Nil (30,066.938)	-	10.01
	-	157.59

Notes:

- (a) (i) The Company has opted to measure its non-current investments in equity shares in Subsidiary Companies at Fair value through Other Comprehensive Income (FVTOCI) while investments held in Joint Ventures are measured at Fair value through Profit or Loss (FVTPL).
- (ii) Accordingly, other income and OCI for the year includes Rs.0.42 crore (net gain) and Rs. 4.61 crore (net loss) (2022-23 - Rs. 18.57 crore (net gain) and Rs. 7.22 crore (net gain)) respectively towards change in fair value of non-current investments.
- (iii) In the previous year, the demerger of cold finished alloy steel bars and wires business from Mukand Sumi Metal Processing Ltd. (MSMPL) to Mukand Sumi Special Steel Ltd. (MSSSL) has been approved by National Company Law Tribunal (NCLT), Mumbai Bench vide its order dated June 30,2022. In accordance with the share exchange ratio approved under the Scheme, Company received 25,71,150 shares of MSSSL . After demerger, MSMPL continues to carry on the business of cold finished stainless steel bars and wires. Moreover, in terms of arrangement with Joint Venture partner–Sumitomo Corporation, Japan (SC), Company has purchased 1,33,77,000 shares of MSMPL from SC at a consideration of Rs.53.11 Crore and MSMPL has become a Wholly Owned Subsidiary of the Company with effect from 30th September 2022.
- (iv) The Board at its meeting held on November 11,2022 approved the sale 25,71,150 equity shares (5.51%) of Rs.10 each of MSSSL (received during the previous year pursuant to Scheme of Demerger), to promoter group company(ies) at value not less than Rs. 574/- per share. During the year, the Company on May 02,2023 sold said shares to Jamnalal Sons Private Limited at Rs 574/- per share

Notes Forming Part of Standalone Financial Statements (Contd.)

(5) OTHER FINANCIAL ASSETS - NON CURRENT		31-Mar-24 Rs. in crore	31-Mar-23 Rs. in crore
Unsecured, considered good, unless otherwise specified			
a	Deposits for Premises, Utilities, etc.	17.21	18.21
b	Others		0.01
		17.21	18.22
(6) DEFERRED TAX ASSET / (LIABILITY)		31-Mar-24 Rs. in crore	31-Mar-23 Rs. in crore
	Deferred Tax Assets	96.93	130.62
	Deferred Tax Liabilities	(44.69)	(57.22)
		52.24	73.40

Deferred Tax Movement:

Particulars		As at 31-Mar-23	PL FY 2023-24	OCI FY 2023-24	Reserves FY 2023-24	Movement FY 2023-24	As at 31-Mar-24
A	Deferred Tax Asset						
1	Unabsorbed Depreciation/ Business Loss	77.84	(17.82)	-	-	(17.82)	60.02
2	Taxes, Duties Cess, Interest to Banks	0.20	(0.20)	-	-	(0.20)	-
3	Employee Benefit P&L	10.16	3.99	-	-	3.99	14.15
4	Provision for Doubtful Debts / Expected Credit Loss	42.41	(19.65)	-	-	(19.65)	22.76
5	Effect of Measurement of the Financial Instruments	-	-	-	-	-	-
6	Others	0.01	(0.01)	-	-	(0.01)	-
	Total Assets	130.62	(33.69)	-	-	(33.69)	96.93
B	Deferred Tax Liability						
1	Depreciation	45.61	(3.47)	-	-	(3.47)	42.14
2	Effect of Measurement of the Financial Instruments	11.60	(8.20)	(1.16)	-	(9.36)	2.24
3	Actuarial Gain/ (Loss) on Employee Defined Benefit Funds Recognized in other Comprehensive Income, Net of Tax	-	2.18	(2.18)	-	-	-
4	Others	0.01	0.30	-	-	0.30	0.31
	Total Liability	57.22	(9.19)	(3.34)	-	(12.53)	44.69
	Net Asset / (Liability)	73.40	(24.50)	3.34	-	(21.16)	52.24

Rs. in crore

Particulars		As at 31-Mar-22	PL FY 2022-23	OCI FY 2022-23	Reserves FY 2022-23	Movement FY 2022-23	As at 31-Mar-23
A	Deferred Tax Asset						
1	Unabsorbed Depreciation/ Business Loss	144.01	(37.83)	-	(28.34)	(66.17)	77.84
2	Taxes, Duties Cess, Interest to Banks	0.12	0.08	-	-	0.08	0.20
3	Employee Benefit P&L	9.27	0.89	-	-	0.89	10.16
4	Provision for Doubtful Debts / Expected Credit Loss	22.71	19.70	-	-	19.70	42.41
5	Effect of Measurement of the Financial Instruments	(0.54)	0.54	-	-	0.54	-
6	Others	(0.02)	0.03	-	-	0.03	0.01
	Total Assets	175.55	(16.59)	-	(28.34)	(44.93)	130.62
B	Deferred Tax Liability						
1	Depreciation	53.22	(7.61)	-	-	(7.61)	45.61
2	Effect of Measurement of the Financial Instruments	14.45	(4.07)	1.22	-	(2.85)	11.60
3	Actuarial Gain/ (Loss) on Employee Defined Benefit Funds Recognized in other Comprehensive Income, Net of Tax	0.87	(0.78)	(0.09)	-	(0.87)	-
4	Others	(0.66)	0.67	-	-	0.67	0.01
	Total Liability	67.88	(11.79)	1.13	-	(10.66)	57.22
	Net Asset / (Liability)	107.67	(4.80)	(1.13)	(28.34)	(34.27)	73.40



Notes Forming Part of Standalone Financial Statements (Contd.)

The Company has recognised deferred tax assets on carried forward tax losses. The Company has concluded that the deferred tax assets will be recoverable using the estimated future taxable income based on the approved business plans and budgets. The Company is expected to generate taxable income in near future. The losses can be carried forward for a period of 8 years as per local tax regulations and the Company expects to recover the losses.

(7) INCOME TAX ASSETS		31-Mar-24	31-Mar-23
		Rs. in crore	Rs. in crore
Advance payment of Income-tax	83.08		80.71
Provision for Taxation	(37.43)		(37.43)
Income Tax (Net)		45.65	43.28

(8) OTHER NON-CURRENT ASSETS		31-Mar-24	31-Mar-23
		Rs. in crore	Rs. in crore
Unsecured, considered good unless, otherwise specified			
Capital Advances		15.39	19.03
Balance with Government Authorities [§]		9.18	14.63
		24.57	33.66

§ Includes National Savings Certificates of the cost of Rs. 44,000/- (31-Mar-23 Rs. 44,000/-) deposited with government departments.

In the opinion of the Board of Directors of the Company, all items of 'Current Assets, Loans and Advances', continue to have a realizable value of at least the amounts at which they are stated in the Balance Sheet, unless otherwise stated.

The Company has not given any advances to directors or other officers of the Company or any of them either severally or jointly with any other persons or advances to firms or private companies respectively in which any director is a partner or a director or a member.

(9) INVENTORIES		31-Mar-24	31-Mar-23
		Rs. in crore	Rs. in crore
Raw Materials	483.54		425.10
Materials in Transit	51.04		104.31
		534.58	529.41
Work-in-Progress	212.02		190.14
Work-in-Progress in Transit	14.10		8.27
		226.12	198.41
Contracts in Progress		17.03	18.14
Finished Goods	595.39		598.71
Finished Goods in Transit	32.61		14.82
		628.00	613.53
Stores, Spares, Components and Engineering Construction Materials	82.75		76.52
Materials in Transit	3.12		7.61
		85.87	84.13
Fuel		2.45	2.62
Loose Tools		0.13	0.28
		1,494.18	1,446.52

a Inventories stated above are free from any encumbrances.

b Amounts recognised in Statement of Profit and Loss:- Write-down of Stores & Spares to net realisable value amounted to Rs. Nil (31-Mar-23 - Rs. 0.16 crore). These were recognised as an expense during the year and included in the Statement of Profit and Loss.

(10) TRADE RECEIVABLES		31-Mar-24	31-Mar-23
		Rs. in crore	Rs. in crore
Unsecured			
Considered Good	599.14		517.57
Considered Doubtful	54.08		52.06
		653.22	569.63
Less : Provision for Expected Credit Loss / Doubtful Debts		(54.08)	(52.06)
		599.14	517.57

Notes Forming Part of Standalone Financial Statements (Contd.)

- a No trade or other receivable are due from directors or other officers of the Company either severally or jointly with any other person. Further no trade or other receivable are due from firms or private companies respectively in which any director is a partner, or director or member.
- b The Company in previous years executed road construction projects in the state of Uttar Pradesh with National Highway Authority of India (NHAI) along with Centrodorstroy (CDS), Russia. The net receivables on this account is now at Rs.10.17 Crore as at 31st March 2024 as against Rs.10.23 Crore as at 31st March 2023. In the opinion of the Management, the balance net receivables would be realized from CDS in due course.
- c The Company's exposure to credit risk and loss allowances related to trade receivables are disclosed in Note No. 46.
- d Receivables are free from any encumbrances.
- e For receivables due from related parties, refer Note No. 39.

(11) CASH & CASH EQUIVALENTS AND OTHER BANK BALANCES	31-Mar-24 Rs. in crore	31-Mar-23 Rs. in crore
(11.1) Cash and Cash Equivalents		
a Balances with Banks in Current Accounts	49.22	36.55
b Cash on hand	0.02	0.03
	49.24	36.58
(11.2) Other Bank Balances		
a Preference Share Redemption Account	0.17	0.17
b Unpaid Dividend Accounts	0.30	0.14
c Margin Money Accounts #	1.73	2.07
	2.20	2.38
	51.44	38.96

under lien with Banks

(12) LOANS - CURRENT	31-Mar-24 Rs. in crore	31-Mar-23 Rs. in crore
Unsecured, considered good, unless otherwise specified		
Loan to subsidiary :- Mukand Heavy Engineering Ltd	0.30	-
Loans to Others	55.14	75.58
Less : Provision for Expected Credit Loss	(24.09)	(25.01)
	31.35	50.57
	31.35	50.57

- (a) No loans due by directors or other officers of the Company or any of them either severally or jointly with any other person or amounts due by firms or private companies respectively in which any director is a partner or a director or a member.

Short Term Loans and Advances, Trade Receivables, non-current investments etc.

- (b) In the previous year, in view of the disposal off all the assets of Bombay Forgings Ltd (BFL), provision for diminution in investments is made and trade receivable/ advances due is written off aggregating to Rs 15.38 crores (net off expected credit loss).
- (c) For details of loans and advances given to related parties, please refer Note No. 39.
- (d) There are no loans or advances in the nature of loans granted to Promoters, Directors, KMP's and their related parties (as defined under Companies Act,2013) either severally or jointly with any other person, that are :
 - i repayable on demand ; or
 - ii without specifying any terms or period of repayment.
- (e) The Company have not advanced or loaned or invested funds to any other person(s) or entity(ies), including foreign entities (Intermediaries) with the understanding that the Intermediary shall:
 - (i) directly or indirectly lend or invest in other persons or entities identified in any manner whatsoever by or on behalf of the Company (Ultimate Beneficiaries) or
 - (ii) provide any guarantee, security or the like to or on behalf of the Ultimate Beneficiaries.



Notes Forming Part of Standalone Financial Statements (Contd.)

- (f) The Company have not received any fund from any person(s) or entity(ies), including foreign entities (Funding Party) with the understanding (whether recorded in writing or otherwise) that the Company shall:
- directly or indirectly lend or invest in other persons or entities identified in any manner whatsoever by or on behalf of the Funding Party (Ultimate Beneficiaries) or
 - provide any guarantee, security or the like on behalf of the Ultimate Beneficiaries.

(13) OTHER FINANCIAL ASSETS - CURRENT	31-Mar-24 Rs. in crore	31-Mar-23 Rs. in crore
Unsecured, considered good, unless otherwise specified		
Employee Advances	0.02	-
Interest Receivable	9.30	12.11
Less : Provision for Expected Credit Loss	(5.89)	(5.42)
	3.41	6.69
Unbilled Revenue	57.73	98.17
Less : Provision for Expected Credit Loss	(6.36)	(26.02)
	51.37	72.15
Others		0.09
	54.80	78.93
(14) OTHER CURRENT ASSETS	31-Mar-24 Rs. in crore	31-Mar-23 Rs. in crore
Unsecured, considered good, unless otherwise specified		
Export Benefits	0.60	0.98
Advances recoverable in cash or in kind or for value to be received	71.91	135.66
Less : Provision for Expected Credit Loss	-	(40.00)
	71.91	95.66
Balances with Government Authorities	9.22	14.31
	81.73	110.95
(15) ASSETS HELD FOR SALE	31-Mar-24 Rs. in crore	31-Mar-23 Rs. in crore
Land	21.58	17.15
Residential Flat	1.66	1.66
	23.24	18.81
(16) SHARE CAPITAL	31-Mar-24 Rs. in crore	31-Mar-23 Rs. in crore
Authorised:		
188,100,000 Equity Shares of Rs.10/- each	188.10	188.10
	188.10	188.10
Issued:		
149,363,636 (146,273,934) Equity Shares of Rs.10/- each	149.36	146.27
--- (3,089,702) shares issued pursuant to Scheme of Amalgamation#	-	3.09
Total issued share capital: 149,363,636 Equity Shares of Rs.10/- each*	149.36	149.36
Subscribed and fully paid up:		
144,495,563 (141,405,861) Equity Shares of Rs.10/- each	144.50	141.41
--- (3,089,702) shares issued pursuant to Scheme of Amalgamation#	-	3.09
	144.50	144.50
Add: Forfeited shares (amounts originally paid up)	0.01	0.01
Total subscribed and fully paid-up share capital: 144,495,563 Equity Shares of Rs.10/- each*	144.51	144.51

Notes Forming Part of Standalone Financial Statements (Contd.)

* Includes

28,031 Equity Shares which have been kept in abeyance by the Stock Exchange Authorities;

17,645 Equity Shares which have been forfeited by the Company;

48,22,397 Equity shares which were issued as Right issue but not subscribed.

a. Reconciliation of the shares outstanding at the beginning and at the end of the reporting period:

Equity shares

	31-Mar-24		31-Mar-23	
	Nos.	Rs. in crore	Nos.	Rs. in crore
At the beginning of the period	14,44,95,563	144.50	14,14,05,861	141.41
Add : Issued during the period	-	-	30,89,702	3.09
Outstanding at the end of the period	14,44,95,563	144.50	14,44,95,563	144.50

In accordance with the Scheme of Amalgamation, 30,89,702 equity shares having face value of Rs 10/- each have been allotted to the shareholders of erstwhile Mukand Engineers Limited on June 17, 2022.

b. Terms / rights attached to equity shares:

The Company has only one class of equity share having a par value of Rs. 10/- per share. Each holder of equity share is entitled to one vote per share. The Company declares and pays dividend in Indian rupees in accordance with its dividend distribution policy.

The dividend proposed by the Board of Directors is subject to the approval of the shareholders in the ensuing Annual General Meeting, except in case of interim dividend. The Board of Directors in its meeting held on May 15, 2024 recommended a dividend on equity shares at Rs.2 per share for financial year 2023-24

During the year ended 31 March 2024, the amount of dividend per share recognized as distribution to equity shareholders was Rs. 2 per share as recommended by the Board of Directors in its meeting held on May 16, 2023 and approved by the Shareholders at its meeting held on August 11, 2023.

The Dividend paid for the previous year and proposed for the current year is in compliance with Section 123 of the Act.

In the event of liquidation of the company, the holders of equity shares will be entitled to receive remaining assets of the Company, after distribution of all preferential amounts. The distribution will be in proportion to the number of equity shares held by the shareholders.

c. The Company does not have any holding company.

d. There are no bonus shares issued nor any shares bought back during the period of five years immediately preceding the reporting date. In the Previous year Shares were allotted for consideration other than cash under the Scheme of Amalgamation.

e. Details of shareholders holding more than 5% shares in the Company

Particulars	31-Mar-24		31-Mar-23	
	No. of Shares	% of holding	No. of Shares	% of holding
Jamnalal Sons Pvt Ltd	2,87,80,252	19.92	2,87,80,252	19.92
Baroda Industries Pvt Ltd	1,83,36,482	12.69	1,78,36,482	12.34
Bachhraj And Company Pvt Ltd	1,49,56,818	10.35	1,49,56,818	10.35
Bajaj Sevashram Pvt Ltd	1,38,93,343	9.62	1,38,93,343	9.62
Niraj Bajaj	1,19,45,461	8.27	1,19,45,461	8.27
Bajaj Holdings & Investments Limited	81,34,333	5.63	81,34,333	5.63

f. Details of Promoters/Promoter Group Shareholding

Particulars	31-Mar-24		31-Mar-23	
	Total nos. shares held	% of holding	Total nos. shares held	% of holding
A Companies				
Jamnalal Sons Pvt Ltd	2,87,80,252	19.92	2,87,80,252	19.92
Baroda Industries Pvt Ltd	1,83,36,482	12.69	1,78,36,482	12.34
Bachhraj & Co Pvt Ltd	1,49,56,818	10.35	1,49,56,818	10.35
Bajaj Sevashram Pvt Ltd	1,38,93,343	9.62	1,38,93,343	9.62



Notes Forming Part of Standalone Financial Statements (Contd.)

Particulars	31-Mar-24		31-Mar-23	
	Total nos. shares held	% of holding	Total nos. shares held	% of holding
Bajaj Holdings & Investment Ltd	81,34,333	5.63	81,34,333	5.63
Bachhraj Factories Pvt Ltd	70,16,015	4.86	70,16,015	4.86
Sanraj Nayan Investments Pvt Ltd	22,44,898	1.55	22,44,898	1.55
Niraj Holdings Pvt Ltd	1,51,384	0.10	8,000	0.01
Kamalnayan Investment & Trading Pvt Ltd	7,000		7,000	
Madhur Securities Pvt Ltd	7,000		7,000	
Rahul Securities Pvt Ltd	7,000		7,000	
Rupa Equities Private Limited	7,000		7,000	
Shekhar Holdings Pvt Ltd	7,000		7,000	
Sidya Investments Ltd	6,692		6,692	
Sub-Total (A)	9,35,55,217	64.75	9,29,11,833	64.30
B Trust				
Madhur Bajaj (A/c. Nimisha Bajaj Family Trust)	2,38,711	0.17	2,38,711	0.17
Kumud Bajaj (A/c. Neelima Bajaj Family Trust)	2,38,711	0.17	2,38,711	0.17
Sanjivnayan Bajaj (A/c Siddhant Family Trust)	1,43,384	0.10	1,43,384	0.10
Sanjivnayan Bajaj (A/c Sanjali Family Trust)	1,43,384	0.10	1,43,384	0.10
Kumud Bajaj (A/c. Madhur Nimisha Family Trust)	50,000	0.03	50,000	0.03
Madhur Bajaj (A/c. Kumud Neelima Family Trust)	50,000	0.03	50,000	0.03
Madhur Bajaj (A/c. Kumud Nimisha Family Trust)	50,000	0.03	50,000	0.03
Kumud Bajaj (Madhur Neelima Family Trust)	50,000	0.03	50,000	0.03
Niraj Bajaj (A/c Niravnayan Trust)	27,604	0.02	27,604	0.02
Sub-Total (B)	9,91,794	0.69	9,91,794	0.69
C Individuals/Hindu undivided Family				
Shri Niraj Bajaj	1,19,45,461	8.27	1,19,45,461	8.27
Shri Shekhar Bajaj	7,11,596	0.49	7,11,596	0.49
Smt Sunaina Kejriwal	2,88,137	0.20	2,88,137	0.20
Smt Minal Bajaj	1,99,404	0.14	1,99,404	0.14
Shri Rajivnayan Bajaj	-	-	1,43,384	0.10
Shri Sameer Narendra Shah*	1,05,836	0.07	1,05,836	0.07
Smt Kiran Bajaj	29,127	0.02	29,127	0.02
Smt. Pooja Bajaj	29,127	0.02	29,127	0.02
Vanraj Anant Bajaj	29,127	0.02	29,127	0.02
Shri Madhur Bajaj	20,462	0.01	20,462	0.01
Kumud Bajaj	19,711	0.01	19,711	0.01
Smt Anjana Viren Shah (Nee Anjana Munsif)	11,634	0.01	11,634	0.01
Smt Suman Jain	4,069		4,069	
Shri Sanjivnayan Bajaj	1,794		1,794	
Shri Niravnayan Bajaj	1,154		1,154	
Sub-Total (C)	1,33,96,639	9.27	1,35,40,023	9.37
Total A+B+C	10,79,43,650	74.70	10,74,43,650	74.36

*Shri. Narendrakumar J Shah deceased on July 7, 2023. Shareholding transferred to Shri. Sameer Narendra Shah

Notes Forming Part of Standalone Financial Statements (Contd.)

- g. There are no shares reserved for issue under options and contracts / commitments for sale of shares/disinvestment.
- h. There are no unpaid calls from any Director and officer.
- i. As per records of the Company, including its register of shareholders / members and other declarations received from shareholders regarding beneficial interest, the above shareholding represents both legal and beneficial ownerships of shares.

(17) OTHER EQUITY	31-Mar-24 Rs. in crore	31-Mar-23 Rs. in crore
Capital Reserve :		
As per last Account (Rs. 47,439/-) (31-Mar-23 Rs. 47,439/-)		
Capital Redemption Reserve:		
As per last Account	3.00	3.00
Securities Premium :		
As per last Account	100.22	100.22
General Reserve :		
As per last Account	238.56	238.56
Retained Earnings :		
Balance of Profit / (Loss) as per last Account	389.10	248.51
Profit / (Loss) For the year	103.67	185.48
Other Adjustments	-	(28.55)
Equity Dividends	(28.90)	(21.67)
Transferred from Equity Instruments through Other Comprehensive Income	-	5.33
	463.87	389.10
Equity Instruments through Other Comprehensive Income		
As per last Account	4.39	3.72
Transferred to Retained Earnings	-	(5.33)
For the year	(3.45)	6.00
	0.94	4.39
Remeasurement of defined benefit obligation through Other Comprehensive Income		
As per last Account	1.70	1.95
For the year	(6.48)	(0.25)
	(4.78)	1.70
	801.81	736.97

- Capital Redemption Reserve**
Capital Redemption Reserve is created by the Company for redemption of preference share from its profits.
- Securities premium**
Securities premium is received from the shareholders of the Company on issue of shares. The reserve is utilised as per the provisions of the Companies Act, 2013.
- General Reserves**
General Reserves is created out of net profits of the Company by way of appropriation of profits.
- Retained earnings**
Retained earnings are the balance (debit /credit) in the statement of profit and loss.

(18) BORROWINGS - NON CURRENT	31-Mar-24 Rs. in crore	31-Mar-23 Rs. in crore
I UNSECURED LOANS		
(a) Long term loans from Bank	1,400.00	1,400.00
(b) Fixed Deposits	43.57	42.92
Fixed Deposits due Next year	(16.07)	-
	27.50	42.92
Less: Transaction costs on Borrowings	(0.04)	(0.16)
	27.46	42.76
Total Unsecured Loans	1,427.46	1,442.76



Notes Forming Part of Standalone Financial Statements (Contd.)

(18) BORROWINGS - NON CURRENT	31-Mar-24 Rs. in crore	31-Mar-23 Rs. in crore
II Preference Share Liability [Unsecured]		
5,626,320 8% Cumulative Redeemable Preference Shares of Rs. 10/- each, Rs. 10/- fully paid up (Refer Note I below)	5.63	5.63
	1,433.09	1,448.39

- (I) Company allotted 56,26,320, 8% Cumulative Redeemable Preference Shares (CRPS) of Rs. 10/- each on private placement basis to the following members belonging to the Promoter Group entities on 24th Sep 2019. Rs.10/- has been called up on these shares. These CRPS will be redeemed at Par in one or more installments. These CRPS shall have a maximum term of 20 years from the date of allotment and shall be redeemed at the option of the Company after expiry of 5 years from the date of allotment, but before expiry of 20th year from the date of allotment. In the event of liquidation of the Company before redemption, the holders of CRPS will have priority over equity shares in the payment of dividend and repayment of capital.

a Details of shareholders holding more than 5% of 8% CRPS

8% CRPS of Rs. 10/- each, fully paid up:	31-Mar-24		31-Mar-23	
	Nos. shares	% holding	Nos. shares	% holding
Jamnalal Sons Pvt. Ltd.	28,13,160	50	28,13,160	50
Bachharaj & Company Pvt. Ltd.	28,13,160	50	28,13,160	50

b Shareholding of the Promoters in 8% CRPS is as shown above

As per records of the company, including its register of shareholders / members and other declarations received from shareholders regarding beneficial interest, the above shareholding represents both legal and beneficial ownerships of shares.

- (II) The Board of Directors in its meeting held on May 15, 2024 recommended a dividend at 8% on CRPS for financial year 2023-24. Since aforesaid CRPS has been classified as financial liability, the amount of dividend has been shown as finance cost.

During the year ended 31 March 2024, the amount of CRPS dividend recognized as distribution to CRPS holders was at 8% as recommended by the Board of Directors in its meeting held on May 16, 2023 and approved by the shareholders at its meeting held on August 11, 2023.

- (III) For details of loans received from related parties, refer Note No. 39.
- (IV) Unsecured Long Term Committed Loans of Rs.1,400 crore availed from a Bank is repayable in one instalment on July 14, 2025. The interest rate on these loans is linked to 1 months / 3 months T-Bill + Spread. These loans are backed by guarantee of Rs 1,750 crore given by Jamnalal Sons Private Limited (JSPL), a promoter group company.
- (V) The Company has not defaulted in the payment of interest and installments of the loans as at 31st March 2024.
- (VI) The Company has created / modified the charges with the Registrar of Companies within the statutory period except in the two cases where the charge is yet to be satisfied with Registrar of Companies, despite repayment of the underlying loans. The Company is in the process of filing the charge satisfaction e-form with MCA.

(19) OTHERS FINANCIAL LIABILITIES - NON CURRENT	31-Mar-24 Rs. in crore	31-Mar-23 Rs. in crore
Security Deposits	0.37	0.25
	0.37	0.25

(20) PROVISIONS - NON CURRENT	31-Mar-24 Rs. in crore	31-Mar-23 Rs. in crore
Employee Benefits (Refer Note No. 42)	52.27	43.14
Others	-	20.00
	52.27	63.14

Notes Forming Part of Standalone Financial Statements (Contd.)

(21) BORROWINGS - CURRENT	31-Mar-24 Rs. in crore	31-Mar-23 Rs. in crore
I UNSECURED LOANS		
Short Term Loans from Companies	40.02	56.23
Total Unsecured Loans	40.02	56.23
II Current Maturities of long-term debt		
Current Maturities of long-term debt	16.07	-
Less : Transaction costs on Borrowings	(0.13)	-
	15.94	-
	55.96	56.23

a The Company has not defaulted in the payment of interest and installments of the loans as at 31st March 2024

(22) TRADE PAYABLES	31-Mar-24 Rs. in crore	31-Mar-23 Rs. in crore
Dues to Micro Enterprises and Small Enterprises	18.33	29.13
Other than to Micro Enterprises and Small Enterprises		
Acceptances	0.07	0.14
Trade Payables	422.36	511.33
	422.43	511.47
	440.76	540.60

(a) For Payables to related parties, refer Note No. 39.

(b) Disclosure in respect of creditors registered under Micro, Small and Medium Enterprises Development Act, 2006 (MSMEDA) is as under:

Particulars	31-Mar-24 Rs. in crore	31-Mar-23 Rs. in crore
The principal amount and the interest due thereon remaining unpaid to suppliers		
a i) Principal not due	18.33	29.13
ii) Interest due thereon	-	-
b i) Interest actually paid under section 16 of the MSMEDA	-	-
ii) Amount of payment made to suppliers beyond the appointed day	-	-
c Amount of interest due and payable for the period of delay in making payment (which have been paid and beyond the appointed day during the year) but without adding interest under MSMEDA	-	-
d Amount of interest accrued and remaining unpaid	-	-
e Amount of further interest remaining due and payable even in the succeeding years, until such dates when the interest dues above are actually paid to the small enterprise, for the purpose of disallowance of a deductible expenditure under MSMEDA	-	-

The disclosure above is based on the information available with Company regarding the status of the suppliers under the MSME.

(23) OTHER FINANCIAL LIABILITIES - CURRENT	31-Mar-24 Rs. in crore	31-Mar-23 Rs. in crore
Interest accrued but not due on borrowings	4.96	2.27
Unpaid Dividends (represents amounts unclaimed)*	0.30	0.14
Unpaid matured deposits (represents amounts unclaimed)*	0.05	0.12
Liability towards Employee Benefits	17.01	13.13
Acceptances / Payables for Capital Goods	2.35	2.12
Others	0.91	2.12
	25.58	19.90

* No amounts are due & outstanding to be credited to Investor Education & Protection Fund.



Notes Forming Part of Standalone Financial Statements (Contd.)

Refer Note No. 39 for Related party transactions

(24) OTHER CURRENT LIABILITIES	31-Mar-24 Rs. in crore	31-Mar-23 Rs. in crore
Advances against Orders and Engineering Contracts	58.81	134.19
Statutory Dues	2.23	2.04
Other Liabilities	47.55	28.22
	108.59	164.45
Other liabilities includes Rs.19.18 Crore (Previous year Rs Nil) advance towards Sale of Land and Rs 1.50 crore (Previous year Rs 1.50 crore) advance towards Sale of Residential Flat.		
(25) PROVISIONS - CURRENT	31-Mar-24 Rs. in crore	31-Mar-23 Rs. in crore
Employee Benefits (Refer Note No. 42)	7.48	6.55
Warranty Costs [Refer Note (a) below]	1.58	1.63
	9.06	8.18
(a) Provision is made for estimated warranty claims in respect of products sold which are still under warranty at the end of the reporting period. These claims are expected to be settled in the next financial year. Management estimates the provision based on historical warranty claim information and any recent trends that may suggest future claims could differ from historical amounts.		
	31-Mar-24 Rs. in crore	31-Mar-23 Rs. in crore
Opening Balance	1.63	1.34
Provision recognised during the year	6.05	1.63
Amount utilised during the year	(6.10)	(1.58)
Amount reversed / short provision during the year	-	0.24
Closing Balance	1.58	1.63
(26) REVENUE FROM OPERATIONS	2023-24 Rs. in crore	2022-23 Rs. in crore
I Sale of Products and Services		
(1) Special Alloy Steel Products	1,892.96	2,195.64
(2) Stainless Steel Products	2,710.26	2,872.14
(3) Job Works & Other Services	373.00	392.75
(4) Engineering Contracts	221.16	137.30
	5,197.38	5,597.83
Sales is net of early payment discounts aggregating Rs. 0.65 crore (previous year Rs. 1.50 crore)		
II Other Operating Revenues		
(a) Sale of Scrap and Sundries	3.61	5.61
(b) Export Benefits	3.29	6.58
(c) Insurance Claims etc.	0.42	0.30
(d) Credit balances appropriated	0.02	0.03
(e) Bad Debts recovered	-	0.13
(f) Other Miscellaneous receipts	12.32	7.04
(g) Excess provisions written back (net)	0.36	0.09
(h) Surplus on account of sale of assets	0.13	0.75
	20.15	20.53
Total Revenue from Operations	5,217.53	5,618.36

Notes Forming Part of Standalone Financial Statements (Contd.)

(a) Disclosure regarding Income from Contracts of Industrial Machinery Division to which Ind AS 115 applies :

	2023-24 Rs. in crore	2022-23 Rs. in crore
The amount of Contract revenue recognised as revenue during the year.	221.16	137.30
The aggregate amount of costs incurred and recognised profits (less recognised losses) during the year.	204.50	208.82
The amount of advances received (Gross)	37.22	46.83
The amount of retentions (included in sundry debtors) (net balance)	63.25	74.35
Amount due from customers	86.04	57.40

(b) Disaggregation of Revenue :

Revenue based on geography	2023-24 Rs. in crore	2022-23 Rs. in crore
Domestic	4,983.17	5,190.84
Export	214.21	406.99
Total	5,197.38	5,597.83

Pending performance obligations on long term engineering contracts:

Revenue is recognized upon transfer of control of products or services to customers.

The Company has entered into long term contracts aggregating Rs. 553.70 crores (previous year Rs.523.98 crores) pertaining to the industrial machinery division. The pending performance obligation relating to these contracts aggregates to Rs. 289.01 crores (previous year Rs.326.42 crores) as at year end.

The management of Company expects that 72.32% (previous year 82.75%) of the pending performance obligation amounting to Rs. 209.01 crores (previous year Rs. 270.10 crores) pertaining to these long term contracts will be recognised as revenue during the next reporting period with balance in future reporting periods thereafter.

(27) OTHER INCOME

	2023-24 Rs. in crore	2022-23 Rs. in crore
(a) Interest Received - From Customers/Banks/Others	7.06	12.36
(b) Rent received	1.40	1.28
(c) Net gains on Fair value changes/Disposal of Equity Instruments	1.85	18.57
(d) Surplus on account of sale of Land/Residential Flat	-	552.11
(e) Other Miscellaneous Income	5.27	0.77
(f) Dividends (Gross)	0.02	0.02
Total Other Income	15.60	585.11

(28) RAW MATERIALS CONSUMED

	2023-24 Rs. in crore	2022-23 Rs. in crore
Opening Stocks	425.10	413.55
Add : Purchases	3,498.05	4,009.72
Add / Less : Materials on loan / (Sales) [net]	(2.68)	(2.20)
	3,495.37	4,007.52
Less : Closing Stocks	483.54	425.10
	3,436.93	3,995.97

(29) CHANGES IN INVENTORIES OF FINISHED GOODS AND WORK-IN-PROGRESS /CONTRACTS IN PROGRESS

	2023-24 Rs. in crore	2022-23 Rs. in crore
Opening Stocks	830.06	798.84
Less :		
Closing Stocks	871.13	830.06
(Increase)/Decrease in Stocks	(41.07)	(31.22)



Notes Forming Part of Standalone Financial Statements (Contd.)

(30) EMPLOYEE BENEFITS EXPENSE	2023-24 Rs. in crore	2022-23 Rs. in crore
Salaries, Wages, Bonus, Compensation and Other Payments	182.93	166.39
Contribution towards Employees' State Insurance, Provident and Other Funds	18.79	23.26
Welfare Expenses	17.04	14.92
	218.76	204.57
(31) FINANCE COSTS	2023-24 Rs. in crore	2022-23 Rs. in crore
Interest Expense	132.78	175.22
Less :		
Interest Capitalised	(2.07)	(0.74)
	130.71	174.48
Other Transaction costs on borrowings	0.76	0.69
	131.47	175.17
(32) OTHER EXPENSES :	2023-24 Rs. in crore	2022-23 Rs. in crore
Stores, Spares, Components, Tools, etc. consumed	659.84	724.59
Power and Fuel consumed	308.66	308.66
Machining and Processing charges	226.97	231.46
Sub-contracting expenses	69.97	69.25
Other Manufacturing expenses	34.59	47.01
Rent	1.45	1.61
Repairs:		
to Buildings & Roads	1.61	11.11
to Plant and Machinery	18.39	18.56
to Other Assets	5.31	4.51
	25.31	34.18
Rates and Taxes	3.86	4.87
Insurance	3.76	4.13
Commission	7.74	12.31
Freight, Forwarding and Warehousing (net)	2.71	5.55
Directors' Fees and Travelling Expenses	0.39	0.42
Bad Debts, debit balances and claims written off	-	20.89
Less : Doubtful debts provided in earlier years	-	(5.71)
Bad Debts, debit balances and claims written off	-	15.18
Provision for Expected Credit Loss (Net)	(58.08)	80.97
Fair value loss on investments	-	0.20
Loss on assets sold	-	11.67
Loss on assets discarded	0.60	0.05
Loss/(Gain) on variation in foreign exchange rates (net)	(4.06)	(17.01)
Miscellaneous Expenses (a)	27.23	79.14
	1,310.94	1,614.24
(a) Payment to Auditors	2023-24	2022-23
(i) As Statutory Auditors	0.61	0.61
(ii) For Taxation Matters - Tax Audit	0.06	0.08
(iii) For Other services	0.24	0.37
(iv) Out of Pocket Expenses	0.91	1.06
[Rs.35,283 /-(Previous year Rs 29,653/-)]	0.91	1.06

Notes Forming Part of Standalone Financial Statements (Contd.)

(33) INCOME TAX EXPENSE	2023-24	2022-23
	Rs. in crore	Rs. in crore
Profit before Tax	128.17	194.27
Applicable Tax Rate	25.17%	25.17%
Tax Expense	32.26	48.90
Tax effect of :		
Permanent disallowances	-	-
Short provision for tax in respect of earlier years	-	(3.99)
Others	(7.76)	(40.11)
Tax expenses / (credit) recognised in Statement of Profit and Loss	24.50	4.80

(34) OTHER COMPREHENSIVE INCOME	2023-24	2022-23
	Rs. in crore	Rs. in crore
Items that will not be reclassified to Profit or loss (net of tax)		
Actuarial gain/ loss on defined benefit Obligations	(8.66)	(0.35)
Net gains/(loss) on Fair value changes/Disposal of Equity Instruments	(4.61)	7.22
Less : Deferred tax (charge)/credit	3.34	(1.13)
Other Comprehensive Income	(9.93)	5.74

(35) COMPUTATION OF PROFIT FOR EARNINGS PER SHARE (EPS)	2023-24	2022-23
	Rs. in crore	Rs. in crore
Net Profit After Taxation as per Statement of Profit & Loss	103.67	185.48
Less : Dividends and tax thereon	-	-
Net Profit for calculation of basic / diluted EPS	103.67	185.48
Weighted average number of equity shares outstanding	14,44,95,563	14,44,95,563
Basic and diluted EPS (face value Rs.10/- per share) (in Rs.)	7.17	12.84

(36) CAPITAL MANAGEMENT

The primary objective of the Company's capital management is to ensure that it maintains an efficient capital structure and maximize shareholder value.

The Company manages its capital structure and makes adjustments in light of changes in economic conditions, annual operating plans, long term and other strategic investment plans. In order to maintain or adjust the capital structure, the Company may adjust the amount of dividends paid to shareholders or issue new shares. No changes were made in the objectives, policies or processes for managing capital during the year ended March 31, 2024 and March 31, 2023.

The Company monitors capital using a ratio of 'adjusted net debt' to 'equity'. For this purpose, adjusted net debt is defined as total liabilities, comprising interest-bearing loans and borrowings less cash and cash equivalents & Current Investments. Equity comprises all components of equity including share premium and all other equity reserves attributable to the equity share holders.

The Company's adjusted net debt to equity ratio at March 31, 2024 is as follows:

Particulars	31-Mar-24	31-Mar-23
	Rs. in crore	Rs. in crore
Borrowings		
Long term and Short term borrowings	1,489.10	1,504.74
Less: Cash & Cash Equivalents	(49.24)	(36.58)
Less : Current Investments	-	(157.59)
Adjusted net debt	1,439.86	1,310.57
Total Equity	946.32	881.48
Adjusted net debt to adjusted equity ratio	1.52	1.49



Notes Forming Part of Standalone Financial Statements (Contd.)

(37) CONTINGENCIES AND COMMITMENT

(a) Contingent Liabilities not provided for

Particulars	31-Mar-24 Rs. in crore	31-Mar-23 Rs. in crore
(i) Disputed matters in appeal/contested in respect of:		
- Income Tax	4.50	4.50
- Excise Duty, Customs Duty etc.	1.51	8.56
- Sales Tax, Works Contract Tax etc. **	7.85	7.85
- Other matters	124.56	96.64
<p>** In the matter of certain ex-parte assessments completed by Commercial Tax Officer in the State of Uttar Pradesh, Company is advised that liability if any, that may arise will be determined after the matter is remanded to the Assessing Officer and on completion of reassessment proceedings and therefore, the same is not included herein.</p>		
(ii) Claims against the Company not acknowledged as debt as these are disputed and pending disposal at various fora.	56.52	11.77
For items (i) & (ii)		
The Company has taken legal and other steps to protect its interest in respect of these matters, which is based on legal advice and/or precedents in its own/ other cases. It is not possible to make any further determination of the liability which may arise in these matters.		
(iii) Guarantees and Counter guarantees given by the Company on behalf of :-		
- Other Companies	112.27	359.68
(iv) Bonds / Undertakings given by the Company under concessional duty/ exemption to Customs / Excise Authorities (Net of redemption applied for)	0.66	0.66
(v) Demand for Annual Bonus for the financial years 1995-96 to 2006-07 by Staff and Officers' Association is pending at different stages in proceedings under The Industrial Disputes Act, 1947. Bulk of these employees are statutorily not covered by The Payment of Bonus Act, 1965 and many of the employees are also not covered by The Industrial Disputes Act, 1947. Liability arising there from cannot therefore be determined at present.		
(vi) Government of Maharashtra had served a Demand Notice on the Company for payment of electricity duty for power generated during the period 01.04.2000 to 30.04.2005 and penal interest thereon in Company's Captive Power Plant amounting to Rs.14.27 crore. The Writ Petition filed by the Company was disposed by the Hon'ble Bombay High Court on 7th November, 2009 quashing the said Demand Notice. Government of Maharashtra has however, filed an appeal in the Supreme Court of India against the aforesaid judgment of High Court.		
(vii) A claim towards difference in price of calibrated iron ore for the period 1st April, 2006 to 28th February, 2007 amounting to Rs.33.07 crore has been raised by a supplier in March 2007. The Company has been legally advised that the supplier cannot seek this price revision under a concluded agreement and hence no provision is made in the Accounts for the same. The issue along with method of review and re-fixing of price of calibrated iron ore effective on 1st of April each year in terms of agreement is referred to an arbitral tribunal whose award was pronounced on 28th February 2014. In terms of the said award, the supplier is directed to re-compute amount payable by the Company. The supplier has revised the claim amount in December 2020 to Rs. 19.71 Crores. Moreover, the said supplier has also increased the price of calibrated iron ore w.e.f. 1st April, 2007 and thereafter w.e.f. 1st April, every year. This issue too was settled by the aforesaid arbitral tribunal. However, pending such determination of final price, the supplier has raised invoices at an ad-hoc interim mutually agreed price on the marketing contractor who in turn, has billed the Company at the same price and the liability, has been fully accounted for. An appeal preferred for challenging the said arbitration award was rejected by the City Civil Court in January 2019. The marketing contractor has gone in appeal against the decision of the City Civil Court before the High Court of Karnataka. The appeal is pending disposal.		

Notes Forming Part of Standalone Financial Statements (Contd.)

(b) Commitments	31-Mar-24 Rs. in crore	31-Mar-23 Rs. in crore
(i) Estimated amount of contracts to be executed on capital account and not provided for (net of advances)	52.42	7.36
(ii) As lessee: Future Rental obligations in respect of premises taken on lease – Operating Lease:		
1 For a period not later than one year.	0.54	0.68
2 For a period later than one year and not later than five years.	0.01	-
3 For a period later than five years.	-	-
Total	0.55	0.68
Lease rentals charged to revenue for the current year Rs. 1.45 crore (Previous Year Rs. 1.61 crore).		
These premises comprise residential flats and office premises. The Agreements for lease are executed for tenure of 11 to 60 months with a provision for renewal and termination by either party giving a prior notice of 1 to 3 months.		
(iii) As Lessor: Future Rental income in respect of premises/ plot of land given on lease – Operating Lease:		
1 For a period not later than one year.	1.55	0.45
2 For a period later than one year and not later than five years.	0.95	0.60
3 For a period later than five years.	-	-
Total	2.50	1.05

These premises comprise office premises and a residential flat given on lease for tenure of two / five years with a provision for renewal in case of office premises.

(38)

(a) Earnings in Foreign Exchange:	2023-24 Rs. in crore	2022-23 Rs. in crore
Exports (F.O.B. Value)	214.21	406.99
Freight & Insurance (included in the sale value)	1.69	14.00
Total	215.90	420.99
(b) Value of imports (C.I.F. basis) (including in-transit):	2023-24 Rs. in crore	2022-23 Rs. in crore
Raw Materials	1,041.97	1,592.51
Stores, Spares, Components, Tools, etc. consumed	55.83	84.22
Capital goods	6.54	0.16
Total	1,104.34	1,676.89
(c) Expenditure in Foreign Currency:	2023-24 Rs. in crore	2022-23 Rs. in crore
(Including amounts capitalised and amounts recovered)		
Interest and Bank charges (Net of tax)	0.14	0.16
Technical Consultancy / Services (Net of tax)	0.45	0.13
Foreign Travel	0.10	0.22
Other matters	0.53	8.04
Total	1.22	8.55

(d) The Company had, during the Financial Year 1998-99, entered into a strategic alliance with Kalyani Steels Limited to set-up a steel plant to be operated by a company – Hospet Steels Limited.

Expenses and liabilities arising out of this alliance to Hospet Steels Limited are shared on the basis stipulated in the relevant Agreements, and its accounting in the books of the Company is carried out, accordingly.

Wherever, due to the terms of the alliance, estimations are required to be made in respect of expenses, liabilities, production, etc., the same have been relied upon by the auditors, being technical matters.



Notes Forming Part of Standalone Financial Statements (Contd.)

(39) RELATED PARTY DISCLOSURES

(a) Relationship :

(i) Subsidiaries:

Mukand Sumi Metal Processing Ltd. (MSMPL) (WOS wef 30.09.2022), Mukand Heavy Engineering Ltd (MHEL) (wef 15.12.2023), Mukand International FZE (MIFZE)

(ii) Associates:

Bombay Forgings Ltd. (BFL), Stainless India Ltd (SIL) upto 07.12.2023

(iii) Joint Ventures:

Hospet Steels Ltd. (HSL), Mukand Sumi Metal Processing Ltd. (MSMPL) JV till 29.09.2022

(iv) Key Management Personnel:

Niraj Bajaj, Prakash Vasantlal Mehta , Sankaran Radhakrishnan , Bharti Ram Gandhi, Amit Yadav, Arvind M Kulkarni, Nirav Bajaj & Other KMPs, Relatives of a Director/ Other KMPs.

(v) Other related parties where significant influence exists or where the related party has significant influence on the Company:

Kalyani Mukand Ltd., Jamnalal Sons Pvt. Ltd. (JSPL) , Baroda Industries Pvt. Ltd., Sidya Investment Ltd, Bachhraj & Company Pvt. Ltd ,Bachhraj Factories Pvt. Ltd, Mukand Sumi Special Steel Ltd,Bajaj Sevashram Pvt. Ltd, Kamalnayan Investment & Trading Pvt Ltd ,Rahul Securities Pvt. Ltd, Niraj Holding Pvt. Ltd. Madhur Securities Pvt. Ltd, Shekhar Holding Pvt. Ltd, Malvi Ranchoddas & Co., Bajaj Allianz General Insurance Co Ltd. Hind Musafir Agency Ltd, Bajaj Finserv Limited,Hindustan Housing Co. Ltd,Other Promoter group (refer note 16).

(vi) The Company holds more than 20% in T P Samaksh Limited . However, the Company does not exercise significant influence or control on decisions of the investees. Hence, they are not being construed as associate companies. These investments are included in "Note 3A: Investments" under Investment measured at fair value through Profit & Loss account in the financial statements.

Notes Forming Part of Standalone Financial Statements (Contd.)

(b) (i) Details of transactions with the related parties referred in (a) above :

Rs. in crore

	Nature of transactions	Related parties as referred in					Total
		a (i) above	a (ii) above	a (iii) above	a (iv) above	a (v) above	
1	Purchase of Goods	52.23	-	-	-	41.39	93.62
		22.69	-	30.15	-	39.06	91.90
2	Sale of Goods	609.28	-	-	-	1,825.71	2,434.99
		312.46	-	284.29	-	2,185.14	2,781.89
3	Purchase of Fixed Assets	-	-	-	-	1.00	1.00
		-	-	-	-	24.00	24.00
4	Sale of Investments/Repatriation of Capital	-	-	-	-	147.58	147.58
		0.88	-	-	-	-	0.88
5	Services Received	5.43	-	70.94	-	22.60	98.97
		2.71	-	70.06	-	29.57	102.34
6	Services Rendered	31.17	-	-	-	145.58	176.75
		0.09	-	54.57	-	136.27	190.93
7	Remuneration to Key Management Personnel / Relatives of KMPs	-	-	-	6.66	-	6.66
		-	-	-	5.52	-	5.52
8	Interest Paid	-	-	-	-	0.99	0.99
		-	-	-	-	70.63	70.63
9	Interest / Dividend Received	-	-	-	-	0.12	0.12
		-	-	-	-	1.31	1.31
10	Shares Received on Demerger	-	-	-	-	-	-
		-	-	-	-	147.58	147.58
11	Finance taken including equity / (re-payment of loans & advances) - Net	-	-	-	-	-	-
		-	-	-	-	(929.47)	(929.47)
12	Finance given including equity / preference (re- payment of loans & advances) - Net	0.40	0.18	-	-	-	0.58
		-	2.79	-	-	-	2.79
13	Investment in Mutual Fund	-	-	-	-	82.00	82.00
		-	-	-	-	-	-
14	Redemption (including Gain) of Mutual Fund	-	-	-	-	82.14	82.14
		-	-	-	-	-	-
15	Deposit received	-	-	-	-	0.12	0.12
		-	-	-	-	-	-
16	Share allotment on account of Merger (paid up value)	-	-	-	-	-	-
		-	-	-	0.16	0.63	0.79
17	Guarantee given/(adjusted) by the Company	-	-	-	-	(247.41)	(247.41)
		-	-	-	-	(96.09)	(96.09)
18	Preference / Equity Dividend Paid	-	-	-	4.54	17.05	21.59
		-	-	-	2.17	12.90	15.07
19	Guarantee given to the Company's Banker (net)	-	-	-	-	-	-
		-	-	-	-	(250.00)	(250.00)
20	Balances at the close of the year:						
21							
	i) Amount Receivable (Net off ECL/amount written off)	93.12	-	-	-	48.48	141.60
						111.56	111.56
	ii) Amount Payable	2.98	-	9.69	0.15	15.23	28.04
				15.02	0.14	3.30	18.46
	iii) Amount Receivable in respect of loans & advances	0.30	0.24	-	-	-	0.54
						28.33	28.33
	iv) Amount Payable in respect of loans & advances	-	-	-	-	-	-
						85.57	85.57
	v) Property deposit taken	-	-	-	-	0.12	0.12
						-	-
	vi) Guarantee given/(adjusted) by the Company	-	-	-	-	106.51	106.51
						353.92	353.92
	vii) Guarantee given to the Company's Banker					1,950.00	1,950.00
						1,950.00	1,950.00

Note : Figures in bold type relate to the current year and figures in normal type relate to previous year.



Notes Forming Part of Standalone Financial Statements (Contd.)

Rs. in crore

39. (b) (ii) Details in respect of material transactions with related parties

Purchase of Goods:		Interest Paid	
Mukand Sumi Metal Processing Ltd	52.23	Jamnalal Sons Pvt Ltd	-
	*52.84		42.92
Mukand Sumi Special Steel Ltd	41.39	Mukand Sumi Special Steels Ltd	0.99
	39.06		2.53
Sale of Goods:		Baroda Industries Pvt Ltd	-
Mukand Sumi Metal Processing Ltd	609.28		0.05
	*596.75	Bachharaj & Company Pvt Ltd	-
Mukand Sumi Special Steel Ltd	1,825.71		11.74
	2,185.14	Bachharaj Factories Pvt Ltd	-
Purchase of Fixed Assets:			0.07
Mukand Sumi Special Steel Ltd	1.00	Bajaj Sevashram Pvt Ltd	-
	24.00		9.38
Sale of Investments/Repatriation of Capital :		Sanrajnayan Investments Pvt Ltd	-
Jamnalal Sons Pvt Ltd	147.58		1.70
	-	Kamalnayan Investment & Trading Pvt Limited	-
Mukand International FZE	-		0.36
	0.88	Rahul Securities Pvt. Ltd	-
Services Received:			0.71
Hospet Steels Ltd	70.94	Madhur Securities Pvt. Ltd	-
	65.02		0.41
Hindustan Housing Co. Ltd	0.08	Shekhar Holding Pvt. Ltd	-
	0.14		0.41
Malvi Ranchoddas & Co.	0.14	Niraj Holding Pvt. Ltd	-
	0.33		0.35
Mukand Sumi Metal Processing Ltd	5.43	Interest / Dividend Received	0.12
	*7.75	Mukand Sumi Special Steels Ltd	1.31
Mukand Sumi Special Steel Ltd	6.27	Dividend paid	
	12.69	Jamnalal Sons Pvt Ltd	5.76
Jamnalal Sons Pvt Ltd	7.52		4.48
	6.83	Baroda Industries Pvt Ltd	3.67
Bachharaj & Company Pvt Ltd	0.16		2.55
	0.16	Bachharaj & Company Pvt Ltd	2.99
Bajaj Finserv Limited	-		2.40
	0.12	Bachharaj Factories Pvt Ltd	1.40
Bajaj Allianz General Insurance Co Limited	7.60		1.05
	8.61	Bajaj Sevashram Pvt Ltd	2.78
Hind Musafir Agency Limited	0.83		2.08
	0.69	Sanrajnayan Investments Pvt Ltd	0.45
Remuneration to Executive Directors & Other KMPs #			0.34
Short term employment benefit	2.91	Relatives of Director/ Director and Promoter Group	4.54
	3.33		2.17
Post Employment Benefits	3.36	Shares Received on Demerger	
	1.80	Mukand Sumi Special Steel Ltd	-
Remuneration to Non-Executive / Independent Directors			147.58
Sitting Fees	0.39	Share allotment on account of Merger (paid up value)	
	0.39	Jamnalal Sons Pvt Ltd	-
Guarantees given/(adjusted) by the Company			0.54
Mukand Sumi Special Steel Ltd	(247.41)	Bajaj Sevashram Pvt Ltd	-
	(96.09)		0.04
Guarantee given to the Company's Banker(net)		Niraj Bajaj	-
Jamnalal Sons Pvt Ltd	-		0.16
	(250.00)	Other Promoter Group	-
Services Rendered:			0.05
Mukand Sumi Special Steel Ltd	145.45	Finance taken including equity / preference / (re-payment of loans & advances) - Net	
	136.27	Jamnalal Sons Pvt Ltd	-
Mukand Sumi Metal Processing Ltd	31.13		(613.02)
	54.66	Mukand Sumi Special Steels Ltd	-
Mukand Heavy Engineering Ltd.	0.04		7.62
	-	Bachharaj & Company Pvt Ltd	-
Bajaj Finserv Asset Management Company Ltd.	0.13		(176.97)
	-	Bajaj Sevashram Pvt Ltd	-
	-		(112.10)

Notes Forming Part of Standalone Financial Statements (Contd.)

Sanrajnayan Investments Pvt Ltd	- (35.00)	Hospet Steels Ltd	9.69 11.67
Finance given including equity / (re-payment of loans & advances) - Net		Mukand Sumi Metal Processing Ltd*	2.98 3.34
Bombay Forgings Ltd	0.18 2.79	Bachharaj & Company Pvt Ltd	0.01 -
Mukand Heavy Engineering Ltd.	0.40 -	Remuneration to Key Management Personnel/ Exp payable to Relatives of KMP	0.15 0.14
Investment in Mutual Fund		Mukand Sumi Special Steel Ltd	15.18 3.25
Bajaj Finserv Asset Management Company Ltd.	82.00 -	iii) Amount Receivable in respect of loans & advances	
Redemption (including Gain) of Mutual Fund		Bombay Forgings Ltd	0.24 -
Bajaj Finserv Asset Management Company Ltd.	82.14 -	Mukand Sumi Special Steel Ltd	- 28.33
Security Deposit received		Mukand Heavy Engineering Ltd	0.30 -
Bajaj Finserv Asset Management Company Ltd.	0.12 -	iv) Amount Payable in respect of loans & advances	
Balances at the close of the year:		Mukand Sumi Special Steel Ltd	- 85.57
i) Amount Receivable (net of ECL/amount written off)		v) Property deposit taken	
Mukand Sumi Special Steel Ltd	47.78 34.31	Bajaj Finserv Asset Management Company Ltd.	0.12
Mukand Sumi Metal Processing Ltd	93.12 *76.50	Guarantees given by the Company	
Bajaj Allianz General Insurance Co Limited	0.70 0.75	Mukand Sumi Special Steels Ltd	106.51 353.92
ii) Amount payable		Guarantee given to the Company's Banker	
Hind Musafir Agency Limited	0.03 0.05	Jamnalal Sons Pvt Ltd	1,950.00 1,950.00

Note: Figures in bold type relate to the current year and figures in normal type relate to previous year.

The aforesaid amount does not include amount in respect of Gratuity and Leave for KMP who were employed throughout the year as the same is not determinable.

*The transactions pertaining to alloy steel business up to effective date of demerger of Mukand Sumi Metal Processing Limited(MSMPL) have been allocated by MSMPL to Mukand Sumi Special Steel(MSSSL).However, RPT with MSMPL and MSSSL are reported on actual basis.

(40) PARTICULARS OF LOANS, GUARANTEES, INVESTMENTS UNDER SECTION 186 OF COMPANIES ACT, 2013:

Particulars	Purpose	31-Mar-24 Rs. in crore	31-Mar-23 Rs. in crore
i) Loans:			
Name of the Party			
Vidyavihar Containers Ltd.	To be utilized for its business	8.18	8.18
Aasman Trading Pvt Ltd	To be utilized for its business	0.44	0.44
A M Realty Pvt Ltd	To be utilized for its business	0.38	0.38
Rajhans Nutriments Pvt. Ltd.	To be utilized for its business	-	14.89
Parinee Realty Pvt Ltd	To be utilized for its business	4.55	4.55
India Thermal Power Ltd	To be utilized for its business	13.49	13.49
Konark Herbal & Healthcare Pvt Ltd	To be utilized for its business	-	14.75
Mukand Heavy Engineering Limited	To be utilized for its business	0.30	-
Om Omega Shelters Pvt Ltd	To be utilized for its business	7.50	7.50
Rajhans Infracon (India) Pvt. Ltd.	To be utilized for its business	20.60	11.40
ECL Provided		(24.09)	(25.01)
ii) Guarantees:			
Name of the Party			
JSC Centrodorstroy	For security to claim amounts awarded by arbitral Tribunal	5.76	5.76
Mukand Sumi Special Steel Ltd (MSSSL)	For its banking facilities	106.51	353.92
iii) Investments:			
For details, please refer Note No. 4			



Notes Forming Part of Standalone Financial Statements (Contd.)

(41) (I) In accordance with Indian Accounting Standard – 108 “Segment Reporting”, segment information has been given in the consolidated financial statements of the Company, and therefore, no separate disclosure on segment information is given in these financial statements.

(II) Monetization of assets:

During the year under report the Company has :

Disposed off 5.51% of equity stake in held by the Company in Mukand Sumi Special Steel Ltd, to Jamnalal Sons Private Ltd, and entity belonging to the promoter group of the Company on May 02, 2023 for a total consideration of Rs 147.58 crore.

(III) Leases

The Company has recognised and measured the Right of Use (ROU) asset and lease liability over the lease period. The Company elected to use the recognition exemptions for lease contracts that, at the commencement date, have a lease term of 12 months or less and do not contain a purchase option (short-term leases), and lease contracts for which the underlying asset is of low value (low-value assets).

Following is carrying value of right of use assets recognised on date of transition and the movements thereof during the year ended March 31, 2023.

Particulars	Rs. in crore	
	ROU Assets	
	Leasehold Land	
Balance as at April 1, 2022		15.12
Additions during the year		
Deletion during the year		(14.94)
Depreciation on ROU (Refer Note No. 3)		(0.18)
Balance as at March 31, 2023		(0.00)

(42) EMPLOYEE BENEFITS

Defined contribution plans

The Company also contributes on a defined contribution basis to employees' provident fund and superannuation fund. Contributions are made to provident fund in India for employees at the rate of 12% of basic salary as per regulations. The contributions are made to registered provident fund (an exempted Trust). The obligation of the Company is limited to the amount contributed and it has no further contractual nor any constructive obligation.

The expense recognised during the year towards defined contribution plans

Particulars	31-Mar-24 Rs. in crore	31-Mar-23 Rs. in crore
Employer's Contribution to PF	7.38	6.79
Employer's Contribution to FPF	1.71	1.90
Employer's Contribution to EDLI	0.44	0.38
Employer's Contribution to ESIC	0.05	0.04
Employer's Contribution to Maharashtra Labour Welfare fund	0.03	0.07
Employer's Contribution to Superannuation Fund	2.89	3.51

Defined benefit plans

Compensated Leave

The leave obligations cover the Company's liability for earned leave and sick leave. The compensated absences charged in the Statement of Profit and Loss for the year ended March 31, 2024 based on actuarial valuation is Rs. 0.03 Crore (previous year Rs. 0.30 crore)

Gratuity

The Company provides for gratuity for employees as per Company's Scheme/s. Employees who are in continuous service for a period of 5 years are eligible for gratuity. The amount of gratuity payable on retirement/termination is based on the employees last drawn basic salary, special allowance and dearness allowance per month and as per the Schemes applicable to those employees from time to time. The gratuity plan is a funded plan. The scheme is funded with Life Insurance Corporation in the form of a qualifying insurance policy.

Notes Forming Part of Standalone Financial Statements (Contd.)

The actuarial valuation of the defined benefit obligation (DBO) was carried out at the balance sheet date. The present value of the defined benefit obligations and the related current service cost and past service cost were measured using the Projected Unit Credit Method.

Based on the actuarial valuation obtained in this respect, the following table sets out the details of the employee benefit obligation as at balance sheet date:

	For the year ended March 31, 2024 Rs. in crore	For the year ended March 31, 2023 Rs. in crore
	Gratuity (funded)	Gratuity (funded)
I Expenses recognised in statement of profit and loss during the year:		
Current Service Cost	2.58	2.57
Past Service Cost	-	5.00
Expected return on plan assets		
Interest cost on benefit obligation	2.24	2.11
Total Expenses	4.82	9.68
II Income / Expenses recognised in OCI		
Actuarial (Gain) / Losses due to Financial Assumption changes in DBO	0.77	(0.93)
Actuarial (Gain)/ Losses due to Experience on DBO	7.76	1.23
Return on plan assets, excluding amount recognised in net interest expense	0.13	0.05
Total Expenses	8.66	0.35
III Net Asset /(Liability) recognised as at balance sheet date:		
Present value of defined benefit obligation	(62.93)	(57.17)
Fair Value of Plan Assets	23.55	26.71
Funded status [Surplus/(Deficit)]	(39.38)	(30.46)
IV Movements in present value of defined benefit obligation		
Present value of defined benefit obligation at the beginning of the year	57.17	54.01
Current Service Cost	2.58	2.57
Past service cost / acquisition adjustment	-	3.91
Interest Cost	4.24	4.10
Actuarial (Gain)/Loss	8.53	0.30
Benefits paid	(9.59)	(7.72)
Other Adjustments		
Present value of defined benefit obligation at the end of the year	62.93	57.17
V Movements in fair value of the plan assets		
Opening fair value of plan assets	26.71	27.87
Investment Income	1.98	1.99
Return on plan assets, excluding amount recognised in net interest expense	(0.13)	(0.05)
Contribution from Employer	4.59	4.54
Benefits paid	(9.59)	(7.72)
Transfer in	-	0.08
Closing fair value of the plan asset	23.56	26.71
VI Maturity profile of DBO on undiscounted basis:		
Within the next 12 months (next annual reporting period)	12.08	9.90
Between 2 and 5 years	29.43	25.21
Between 6 and 10 years	29.55	29.76
More than 10 years	38.96	38.41



Notes Forming Part of Standalone Financial Statements (Contd.)

	For the year ended March 31, 2024 Rs. in crore	For the year ended March 31, 2023 Rs. in crore
	Gratuity (funded)	Gratuity (funded)
VII Quantitative sensitivity analysis for significant assumptions is as below:		
1 Increase/(decrease) on present value of DBO at the end of the year:		
(i) +100 basis points increase in discount rate	(3.69)	(3.44)
(ii) -100 basis points decrease in discount rate	4.15	3.88
(iii) +100 basis points increase in rate of salary increase	4.24	3.98
(iv) -100 basis points decrease in rate of salary increase	(3.83)	(3.58)
2 Sensitivity analysis method		
Sensitivity analysis is performed by varying a single parameter while keeping all the other parameters unchanged. Sensitivity analysis fails to focus on the interrelationship between underlying parameters. Hence, the results may vary if two or more variables are changed simultaneously. The method used does not indicate anything about the likelihood of change in any parameter and the extent of the change if any.		
VIII Actuarial Assumptions:	As at March 31, 2024	As at March 31, 2023
1 Discount rate	7.20%	7.40%
2 Expected rate of salary increase	4.00% p.a.	4.00% p.a.
3 Attrition rate	2.00%	2.00%
4 Mortality	Indian Assured Lives Mortality (2012-14) Ultimate	Indian Assured Lives Mortality (2012-14) Ultimate

Notes:

- The rate used to discount post employment benefit obligations is determined by reference to market yields at the end of the reporting period on government bonds.
- The estimates of future salary increases considered in the actuarial valuation take account of inflation, seniority, promotion and other relevant factors, such as supply and demand in the employment market.
- The gratuity fund is managed by Life Insurance Corporation of India and details of fund invested by insurer are not available with Company.
- The Company expects to make a contribution of Rs. 6.00 Crore to the defined benefit plans (gratuity - funded) during the next financial year.
- The average duration of the defined benefit plan obligation at the end of the reporting period is 6 years.

Risk exposure

Valuations are performed on certain basic set of pre-determined assumptions and other regulatory frame work which may vary over time. Thus, the Company is exposed to various risks in providing the above gratuity benefit which are as follows:

Interest Rate risk: The plan exposes the Company to the risk of fall in interest rates. A fall in interest rates will result in an increase in the ultimate cost of providing the above benefit and will thus result in an increase in the value of the liability (as shown in financial statements).

Liquidity Risk: This is the risk that the Company is not able to meet the short-term gratuity payouts. This may arise due to non-availability of enough cash / cash equivalent to meet the liabilities or holding of illiquid assets not being sold in time.

Salary Escalation Risk: The present value of the defined benefit plan is calculated with the assumption of salary increase rate of plan participants in future. Deviation in the rate of increase of salary in future for plan participants from the rate of increase in salary used to determine the present value of obligation will have a bearing on the plan's liability.

Demographic Risk: The Company has used certain mortality and attrition assumptions in valuation of the liability. The Company is exposed to the risk of actual experience turning out to be worse compared to the assumptions.

Regulatory Risk: Gratuity benefit is paid in accordance with the requirements of the Payment of Gratuity Act, 1972 (as amended from time to time) and Company's Schemes for different category of employees. There is a risk of change in regulations requiring higher gratuity payouts.

Asset Liability Mismatching or Market Risk: The duration of the liability is longer compared to duration of assets, exposing the Company to the market risk for volatilities/fall in interest rate.

Investment Risk: The probability or likelihood of occurrence of losses relative to the expected return on any particular investment.

Notes Forming Part of Standalone Financial Statements (Contd.)

(43) RECONCILIATION OF LIABILITIES ARISING FROM FINANCING ACTIVITIES

Particulars	Rs. in crore						
	Opening Balance	Cash Movement	Business Acquisition/ Disposals	Foreign exchange changes	Fair value changes	Others	Total
March 31, 2024							
Preference Share Capital	5.63	-	-	-	-	-	5.63
Long term Loans from Bank	1,400.00	-	-	-	-	-	1,400.00
Long term Loans from Companies	-	-	-	-	-	-	-
Fixed Deposits	43.04	0.58	-	-	-	-	43.62
Inter corporate Deposits	56.23	(16.21)	-	-	-	-	40.02
Total	1,504.90	(15.63)	-	-	-	-	1,489.27
March 31, 2023							
Preference Share Capital	5.63	-	-	-	-	-	5.63
Long term Loans from Bank	1,000.00	400.00	-	-	-	-	1,400.00
Long term Loans from Companies	864.07	(864.07)	-	-	-	-	-
Fixed Deposits	16.46	26.58	-	-	-	-	43.04
Inter corporate Deposits	150.62	(94.39)	-	-	-	-	56.23
Total	2,036.78	(531.88)	-	-	-	-	1,504.90

These cash movements are included in the cash flow statement: receipts from borrowing, repayment of borrowing.

(44) INTERESTS IN OTHER ENTITIES

In compliance with Ind AS 27 "Separate Financial Statements", the required information is as under:

Name of Entity	Place of Business/ Country of Incorporation	Percentage of Ownership Interest as on	
		31-Mar-24	31-Mar-23
(a) Subsidiaries			
Mukand Sumi Metal Processing Ltd. w.e.f September 30, 2022	India	100%	100%
Mukand Heavy Engineering Ltd. w.e.f. December 15,2023	India	99.90%	-
(b) Joint Ventures			
Hospet Steel Ltd.	India	39.00%	39.00%
(c) Associates			
Bombay Forgings Ltd.	India	33.17%	33.17%
Stainless India Ltd. upto December 07, 2023	India	-	48.30%



Notes Forming Part of Standalone Financial Statements (Contd.)

(45) FAIR VALUE MEASUREMENTS

A. Accounting classification and fair values

The following table shows the carrying amounts and fair values of financial assets and financial liabilities, including their levels in the fair value hierarchy. It does not include fair value information for financial assets and financial liabilities not measured at fair value if the carrying amount is a reasonable approximation of fair value.

		Carrying Amount				Fair Value			
Particulars		FVTPL	FVTOCI	Amortised Cost	Total	Level 1	Level 2	Level 3	Total
Rs. in crore									
1	Financial Assets and Liabilities as at March 31, 2024:								
	a Non-Current Financial Assets								
	Investments in Equity/ Preference Instruments	9.94	111.07	-	121.01	1.77	-	119.24	121.01
	Other Financial Assets	-	-	17.21	17.21	-	-	-	-
	b Current Financial Assets								
	Trade Receivable	-	-	599.14	599.14	-	-	-	-
	Cash & Cash Equivalents	-	-	49.24	49.24	-	-	-	-
	Other Bank Balance	-	-	2.20	2.20	-	-	-	-
	Loans	-	-	31.35	31.35	-	-	-	-
	Other Financial Assets	-	-	54.80	54.80	-	-	-	-
	Current Investments	-	-	-	-	-	-	-	-
		9.94	111.07	753.94	874.95	1.77	-	119.24	121.01
	c Non-current Financial liabilities								
	Borrowings	-	-	1,433.09	1,433.09	-	-	-	-
	Other Financial Liabilities	-	-	0.37	0.37	-	-	-	-
	d Current Financial liabilities								
	Short term borrowings	-	-	55.96	55.96	-	-	-	-
	Trade Payables	-	-	440.76	440.76	-	-	-	-
	Other Financial Liabilities	0.13	-	25.45	25.58	-	0.13	-	-
		0.13	-	1,955.63	1,955.76	-	0.13	-	-
2	Financial Assets and Liabilities as at March 31, 2023:								
	a Non-Current Financial Assets								
	Investments in Equity Instruments	1.45	115.59	-	117.04	1.35	-	115.69	117.04
	Other Financial Assets	-	-	18.22	18.22	-	-	-	-
	b Current Financial Assets								
	Trade Receivable	-	-	517.57	517.57	-	-	-	-
	Cash & Cash Equivalents	-	-	36.58	36.58	-	-	-	-
	Other Bank Balance	-	-	2.38	2.38	-	-	-	-
	Loans	-	-	50.57	50.57	-	-	-	-
	Other Financial Assets	-	-	78.93	78.93	-	-	-	-
	Current Investments	157.59	-	-	157.59	10.01	-	147.58	157.59
		159.04	115.59	704.25	978.88	11.36	-	263.27	274.63
	c Non-current Financial liabilities								
	Borrowings	-	-	1,448.39	1,448.39	-	-	-	-
	Other Financial Liabilities	-	-	0.25	0.25	-	-	-	-
	d Current Financial liabilities								
	Short term borrowings	-	-	56.23	56.23	-	-	-	-
	Trade Payables	-	-	540.60	540.60	-	-	-	-
	Other Financial Liabilities	-	-	19.90	19.90	-	-	-	-
		-	-	2,065.37	2,065.37	-	-	-	-

Notes Forming Part of Standalone Financial Statements (Contd.)

B. Measurement of fair value

The following methods and assumptions were used to estimate the fair values:

- The carrying amounts of trade receivables, trade payables, deposits, other receivables, cash and cash equivalent including other current bank balances and other liabilities including deposits, creditors for capital expenditure, etc. are considered to be the same as their fair values, due to current and short term nature of such balances.
- Financial instruments with fixed and variable interest rates are evaluated by the Company based on parameters such as interest rates and individual credit worthiness of the counterparty. Based on this evaluation, allowances if required, are taken to account for expected losses of these receivables.
- The fair values for investment in equity shares other than quoted equity shares were calculated based on cash flows discounted using a current lending rate. They are classified as level 3 fair values in the fair value hierarchy due to the inclusion of unobservable inputs.
- The fair value of the Equity Investments which are quoted, are derived from quoted market prices in active market.
- The fair values of investments in mutual fund units is based on the net asset value ('NAV') as stated by the issuers of these mutual fund units in the published statements as at Balance Sheet date. NAV represents the price at which the issuer will issue further units of mutual fund and the price at which issuers will redeem such units from the investors.

C. Fair Value Hierarchy

The fair value of financial instruments as referred to above have been classified into three categories depending on the inputs used in the valuation technique. The hierarchy gives the highest priority to quoted prices in active markets for identical assets or liabilities (Level 1 measurements) and lowest priority to unobservable inputs (Level 3 measurements).

Level 1: Level 1 hierarchy includes financial instruments measured using quoted prices. This includes listed equity instruments and mutual funds that have quoted price. The fair value of all equity instruments which are traded in the stock exchanges is valued using the closing price as at the reporting period.

Level 2: The fair value of financial instruments that are not traded in an active market is determined using valuation techniques which maximise the use of observable market data and rely as little as possible on entity-specific estimates. If all significant inputs required to fair value an instrument are observable, the instrument is included in level 2.

Level 3: If one or more of the significant inputs is not based on observable market data, the instrument is included in level 3. This is the case for unlisted equity securities included in level 3.

D. Valuation technique used to determine fair value

Type	Valuation technique	Significant unobservable input	Interrelationship between Significant unobservable input and fair valuation
Investments in unquoted instruments accounted for as Fair value through Other Comprehensive Income	Income based approach (Discounted Cash Flow Method)	Discounting Rate/ WACC- 12%	Increase/ (Decrease) in significant unobservable input will (Decrease) / Increase fair value of the instrument

E. Reconciliation of Level 3 fair values:

Particulars	31-Mar-24 Rs. in crore	31-Mar-23 Rs. in crore
Opening balance	263.27	186.75
Additional Investment	8.17	53.11
Sale of Investment	(147.59)	(0.88)
Fair Value gain/(loss) recognized in:		
Statement of profit and loss	-	17.08
Other comprehensive income	(4.61)	7.21
Other Equity	-	-
Closing balance	119.24	263.27



Notes Forming Part of Standalone Financial Statements (Contd.)

F. Sensitivity Analysis

A reasonably possible changes at the reporting date to one of the significant observable inputs, holding other inputs constant, would have the following effects in profit or loss:

Significant unobservable input	31-Mar-24		31-Mar-23	
	Increase	Decrease	Increase	Decrease
0.5% Discount rate				
MSMPL	(5.54)	6.12	(6.40)	7.09

(46) Financial Risk Management

"The process of identification and evaluation of various risks inherent in the business environment and the operations of the Company and initiation of appropriate measures for prevention and/or mitigation of the same are dealt with by the concerned operational heads under the overall supervision of the Managing Director of the Company. The Audit Committee periodically reviews the adequacy and efficacy of the overall risk management system. The Company's financial risk management is an integral part of how to plan and execute its business strategies. The Company has in place adequate Internal Financial Controls with reference to financial statements and such internal financial controls are operating effectively. The Company has adopted policies and procedures for ensuring the orderly and efficient conduct of its business, including adherence to the Company's policies, the safeguarding of its assets, prevention and detection of frauds and errors, accuracy and completeness of accounting records and timely preparation of reliable financial statements.

The Company has exposure to the following risks arising from financial instruments:

- Credit risk
- Liquidity risk and
- Market risk

A Credit risk

Credit risk is the risk of financial loss to the Company if a customer or counterparty to a financial instrument fails to meet its contractual obligations and arises principally from the Company's trade and other receivables. The carrying amounts of financial assets represent the maximum credit risk exposure.

i Trade and Other receivables

The Company is recording the allowance for expected credit losses for all financial assets not held at FVTPL, together with loan commitments and financial guarantee contracts, (in this section all referred to as 'financial instruments'). Equity instruments are not subject to impairment under IND AS 109.

The ECL allowance is based on:

- 12 months' expected credit loss (12mECL) where there is no significant increase in credit risk since origination and;
- on the credit losses expected to arise over the life of the asset (the lifetime expected credit loss or LTECL).

The 12mECL is the portion of LTECL that represents the ECL that results from default events on a financial instrument that are possible within the 12 months after the reporting date. Both LTECL and 12mECL are calculated on individual and collective basis, depending on the nature of the underlying financial assets. The Company has established a policy to perform an assessment, at the end of each reporting period, of whether a financial instrument's credit risk has increased significantly since initial recognition.

Based on the above process, the Company groups its Financial assets into Stage 1, Stage 2, Stage 3, as described below:

Stage 1 : When financial assets are first recognised, the Company recognises an allowance based on 12mECL. Stage 1 loans also include facilities where the credit risk has improved and the loan has been reclassified from Stage 2 or Stage 3.

Stage 2: When a financial assets has shown a significant increase in credit risk since origination, the company records an allowance for the LTECL. Stage 2 financial assets, where the credit risk has improved and the loan has been reclassified from Stage 3.

Stage 3: Loans considered credit-impaired. The Company records an allowance for the LTECL.

Notes Forming Part of Standalone Financial Statements (Contd.)

The ageing analysis of trade receivables has been considered from the date the invoice falls due.

Particulars	31-Mar-24 Rs. in crore	31-Mar-23 Rs. in crore
Trade Receivable		
0 to 180 days due past due date (including not due)	591.96	525.86
More than 180 days upto 1 year past due date	15.88	2.54
More than 1 year upto 2 years past due date	8.08	4.05
More than 2 year upto 3 years past due date	6.14	0.05
More than 3 years past due date	31.16	37.13
Total	653.22	569.63
Less : Provision for Expected Credit Loss / Doubtful Debts		
0 to 180 days due past due date (including not due)	(19.50)	(20.25)
More than 180 days upto 1 year past due date	(4.19)	(2.54)
More than 1 year upto 2 years past due date	(4.23)	(4.05)
More than 2 year upto 3 years past due date	(4.17)	(0.05)
More than 3 years past due date	(21.99)	(25.17)
Total	(54.08)	(52.06)
	599.14	517.57

The Company does not have any disputed trade receivable as on 31st March 2024 (previous year: Nil)

ii The following table summarizes the changes in loss allowances measured using life time expected credit loss model for trade and Other Receivables -

Particulars	31-Mar-24 Rs. in crore	31-Mar-23 Rs. in crore
Opening Provision	148.51	66.91
Provision during the year	19.60	81.60
Reversal of provision	(77.69)	-
Closing provision	90.42	148.51

iii Cash and bank balances

The Company held cash and cash equivalent and other bank balance of Rs. 51.44 crores at March 31, 2024 (March 31, 2023: Rs 38.96 crores). The same are held with banks having good credit rating.

B Liquidity risk

Liquidity risk is the risk that the Company will encounter difficulty in meeting the obligations associated with its financial liabilities that are settled by delivering cash or another financial asset. The Company's approach to managing liquidity is to ensure, as far as possible, that it will have sufficient liquidity to meet its liabilities when they are due, under both normal and stressed conditions, without incurring unacceptable losses or risking damage to the Company's reputation. Management monitors rolling forecasts of the Company's liquidity position and cash and cash equivalents on the basis of expected cash flows.

I Maturities of financial liabilities

A The following are the remaining contractual maturities of financial liabilities at the reporting date. The amounts are gross and undiscounted.

i Contractual maturities of financial liabilities 31 March 2024:	Rs. in crore			
	1 year or less	1-2 years	More than 2 years	Total
Non-Derivative				
Long term borrowings	16.12	1,425.87	7.26	1,449.25
Short term borrowings	40.02	-	-	40.02
Trade payables	440.76	-	-	440.76
Other financial liabilities	25.53	0.25	0.12	25.90
Total	522.43	1,426.12	7.38	1,955.93
Derivatives	152.26	-	-	152.26
Total	674.69	1,426.12	7.38	2,108.19



Notes Forming Part of Standalone Financial Statements (Contd.)

	Rs. in crore				
ii	Contractual maturities of financial liabilities 31 March 2023:	1 year or less	1-2 years	More than 2 years	Total
	Non-Derivative				
	Long term borrowings	0.12	16.04	1,432.51	1,448.67
	Short term borrowings	56.23	-	-	56.23
	Trade payables	540.60	-	-	540.60
	Other financial liabilities	19.78	-	0.25	20.03
	Total	616.73	16.04	1,432.76	2,065.53
	Derivatives	237.46	-	-	237.46
	Total	854.19	16.04	1,432.76	2,302.99

B The ageing analysis of trade payables

Particulars	31-Mar-24 Rs. in crore	31-Mar-23 Rs. in crore
Dues to Micro Enterprises and Small Enterprises not due & upto 1 yr (not over due)	18.33	29.13
Other than to Micro Enterprises and Small Enterprises		
Acceptances not due & upto 1 yr	0.07	0.14
Trade Payables not due & upto 1 yr	416.53	507.29
Trade Payables >1 yr upto 2 yr	1.50	0.94
Trade Payables >2 yr upto 3 yr	0.09	0.27
Trade Payables >3 yr	4.24	2.83
	422.36	511.33
Total Other than to Micro Enterprises and Small Enterprises	422.43	511.47
Total	440.76	540.60

The Company does not have any disputed trade payable as on 31st March 2024 (previous year: Nil)

C Market risk

Market risk is the risk that changes in market prices, such as interest rates (interest rate risk), will affect the company's income. The objective of market risk management is to manage and control market risk exposures within acceptable parameters, while optimising the return.

Interest rate risk

Interest rate risk is the risk that the fair value or future cashflows of a financial instrument will fluctuate because of changes in market interest rates. The Company's exposure to the risk of changes in market interest rates relates primarily to the Company's long term debt obligation at floating interest rates. The company's fixed rate borrowings are carried at amortised cost. They are therefore not subject to interest rate risk as defined in Ind AS 107, since neither the carrying amount nor the future cash flows will fluctuate because of a change in market interest rates.

(a) Interest rate risk exposure

The exposure of the Company's borrowing to interest rate changes at the end of the reporting period are as follows:

Particulars	31-Mar-24 Rs. in crore	31-Mar-23 Rs. in crore
Variable rate borrowings	1,400.00	1,400.00
Fixed rate borrowings	89.27	104.90
Total borrowings	1,489.27	1,504.90

(b) Sensitivity:

A change of 100 basis points in interest rates would have following impact on profit after tax and equity:

Particulars	31-Mar-24 Rs. in crore	31-Mar-23 Rs. in crore
Interest rates – increase by 100 basis points *	10.48	10.48
Interest rates – decrease by 100 basis points *	(10.48)	(10.48)

* Holding all other variables constant

Notes Forming Part of Standalone Financial Statements (Contd.)

Foreign Exchange Risk

Foreign exchange risk arises on future commercial transactions and on all recognised monetary assets and liabilities, which are denominated in a currency other than the functional currency of the Company. The Company's management has set a policy wherein exposure is identified, a benchmark is set and monitored closely and accordingly suitable hedges are taken. The Company's foreign currency exposure arises mainly from foreign exchange imports and exports primarily with respect to USD and EURO. Additionally, there are transactions which are entered into in other currencies are not significant in relation to total volume of the foreign currency exposures.

a. Derivative instruments outstanding:

Particulars	As at 31-Mar-2024 Rs. in crore			As at 31-Mar-2023 Rs. in crore		
	Foreign Currency	Equivalent (in Rs.)		Foreign Currency	Equivalent (in Rs.)	
For Imports	USD	1.09	90.60	USD	2.34	192.83
	EURO	0.06	5.24	EURO	0.01	1.24
For Exports	USD	0.39	32.26	USD	0.18	15.15
	EURO	0.27	24.16	EURO	0.31	28.24

b. Foreign Currency exposure that are not hedged by derivative instruments:

	Trade Receivables	Equiv Rs. in cr	Trade Payables	Equiv Rs. in cr	Others	Equiv Rs. in cr	Total	Equiv Rs. in cr
USD	0.0000	0.0000	0.0000	0.0000	0.0000	0.0000	0.0000	0.0000
	0.0000	0.0000	0.0083	0.6780	0.0000	0.0000	0.0083	0.6780
EURO	0.0000	0.0000	0.0000	0.0000	0.0000	0.0000	0.0000	0.0000
	0.0000	0.0000	0.0191	1.7084	0.0000	0.0000	0.0191	1.7084
Others*	0.0000	0.0000	0.0003	0.0264	0.0000	0.0000	0.0003	0.0264
	0.0000	0.0000	0.1458	0.0994	0.0000	0.0000	0.1458	0.0994
					Total 2023-24		0.0003	0.03
					Total 2022-23		0.17	2.49

*Others mainly includes currencies namely Japanese Yen, Australian Dollar, Omani Rial

Figures in Bold type relate to current year and figures in normal type relate to previous year.

c. Sensitivity if the Exchange rate moves upward / downward by Rs. 1/-

Liability Movement	Rs. in crore	
	Increase	Decrease
Upward movement	0.0003	
	0.03	
Downward movement		(0.0003)
		(0.03)



Notes Forming Part of Standalone Financial Statements (Contd.)

(47) FINANCIALS RATIOS	Refer Note	31-Mar-24	31-Mar-23
1 Current Ratio Current Assets / Current Liabilities	(b)	3.61	3.04
2 Net Debt Equity Ratio Net Debt = Non Current & Current Borrowings - Current Investments - Cash & Cash Equivalents Equity = Equity Capital + Other Equity	(a)	1.52	1.49
3 Debt service coverage ratio EBIDTA / (Net Finance Charges + Net changes in Non Current Borrowings & Current Maturities)	(d)	2.43	0.68
4 Return on Equity % PAT / Average Equity	(b) & (c)	11.34%	22.87%
5 Inventory turnover ratio COGS / Average Inventory	(b)	3.38	4.01
6 Debtors turnover ratio Revenue from Operations / Average Debtors	(b)	9.34	11.13
7 Trade Payables turnover ratio Purchases / Average Trade Payables	(b)	9.69	10.61
8 Net Capital turnover ratio Working Capital / Revenue from Operations	(b)	0.31	0.20
9 Net Profit ratio (%) Total Comprehensive Income / Total Income	(c)	1.79%	3.08%
10 Return on Capital Employed EBIT /Capital Employed	(a) & (c)	10.48%	13.83%
11 Return on Investment Dividends+Fair Value changes in Current Investments /Current Investments	(c)	(2.26)%	9.40%

Note :

- The leverage ratios have marginally reduced due to decrease in profitability and debt at the same level of the previous year
- The Working Capital ratios have increased primarily due to increase in working capital during the year
- The profitability ratios have reduced primarily due to reduction in the margins between revenue & expenditure
- Due to no major repayment of debt DSCR was high

(48) I Disclosure of transaction with struck off companies

The following table depicts details of balances outstanding in respect of transactions undertaken with the Company struck off under section 248 of the Companies Act, 2013, holding equity shares in the Company :-

Name of struck off Company	Nature of transactions with struck-off Companies	Relationship with the struck-off Company	Balance as on March 31, 2024	Balance as on March 31, 2023
Amardeep metals(st.St)	Sale of goods	Customer		
Yogeshwar industries	Sale of goods	Customer		
Anupam steels	Sale of goods	Customer		

Notes Forming Part of Standalone Financial Statements (Contd.)

Details of other struck off entities holding equity shares in the Company is as below:

(Amount in Rs)

Name of struck off Company	No's of Share Held 31-03-2024	Paidup Capital As at March 31, 2024	No's of Share Held 31-03-2023	Paidup Capital As at March 31, 2023
Satidham Industries Pvt.ltd.	-	-	8,200	82,000
Ronak Fabrics Pvt. Ltd	500	5,000	1,500	15,000
Global Emerging Markets India Ltd	-	-	486	4,860
Alcozin india pvt ltd	121	1,210	121	1,210
Gagan Trading Co Ltd	80	800	80	800
Popular Stock & Share Services Ltd	80	800	80	800
Atlantic Securities Pvt Ltd	24	240	24	240
Dhurma Bajaj Hld. & Tra. Pvt Ltd	23	230	23	230
Vaishak Shares Limited	3	30	3	30
Bright Packaging Private Limited	1,500	15,000	-	-

- II** The Company has not traded or invested in Crypto currency or Virtual Currency during the financial year.
- III** The Company have no such transaction which is not recorded in the books of accounts that has been surrendered or disclosed as income during the year in the tax assessments under the Income Tax Act, 1961 (such as, search or survey or any other relevant provisions of the Income Tax Act, 1961).
- IV** The Company has complied with the number of layers prescribed under clause (87) of section 2 of the Act read with the Companies (Restriction on number of Layers) Rules, 2017.
- V** The Code on Social Security, 2020 ('Code') has been notified in the Official Gazette in September 2020 which could impact the contribution by the Company towards certain employment benefits. The effective date from which the changes and rules would become applicable is yet to be notified. Impact of the changes will be assessed and accounted in the relevant period of notification of relevant provisions.
- VI** Disclosure with respect to monthly / quarterly statement of Current assets filed with Bank
The Company has not availed any secured loans facilities from bank, hence the company is not required to file monthly/quarterly returns or statements with the banks.
- VII** In view of the aggregate losses as calculated in accordance Sec 135 and 198 of the companies Act,2013 during last 3 years immediately preceding financial years, the company is not required to incur any expenditure in pursuance of the CSR policy for the FY 2023-24.(Previous year : NIL).

(49) ACCOUNTING FOR THE SCHEME OF AMALGAMATION

On 8th February, 2024, the Board of Directors of the Company had considered and approved a Scheme of Arrangement ("Scheme") for transfer of the Stainless Steel Cold Finished Bars and Wires Business from Mukand Sumi Metal Processing Limited ("MSMPL"), a wholly-owned subsidiary to the Company by way of demerger ("Demerger"). Since, MSMPL is WOS of the Company, no additional shares shall be issued pursuant to the Demerger.

The Company jointly with MSMPL had filed the Scheme before the National Company Law Tribunal, Mumbai Bench ("Hon'ble NCLT"). In compliance with the NCLT Order, notices have been issued to various Regulatory Authorities. The Scheme shall be subject to sanctions and/or approvals, inter alia, by Regulatory Authorities and Hon'ble NCLT. Pending approval of the Scheme, no effect of the Demerger has been considered in the current financial statements

(50) Previous year's figures have been regrouped/recast wherever necessary.

As per our attached report of even date

For DHC & Co.

Chartered Accountants

ICAI FR No. 103525W

Pradhan Dass

Partner

Membership No. 219962

Bengaluru, May 15, 2024

For and on behalf of the Board of Directors

Niraj Bajaj

Chairman & Managing Director

DIN : 00028261

R Sankaran

Director

DIN : 00381139

Dhanesh K Goradia

Chief Financial Officer

Mumbai, May 15, 2024

Rajendra Sawant

Company Secretary



Independent Auditor's Report

To the Members of Mukand Limited

Report on the Audit of the Consolidated Ind AS Financial Statements

Opinion

We have audited the accompanying consolidated financial statements of **Mukand Limited** (hereinafter referred to as "the Holding Company") and its subsidiaries (the Holding Company and its subsidiaries together referred to as "the Group"), its associate and its joint venture, comprising of the Consolidated Balance Sheet as at March 31, 2024, the Consolidated Statement of Profit and Loss (including Other Comprehensive Income), the Consolidated Statement of Changes in Equity and the Consolidated Statement of Cash Flows for the year then ended, and notes to the consolidated financial statements including a summary of material accounting policy information and other explanatory information (hereinafter referred to as "consolidated financial statements").

In our opinion and to the best of our information and according to the explanations given to us and based on the consideration of reports of other auditor(s) on separate financial statements and on the other financial information of the subsidiaries, associate and joint venture, the aforesaid consolidated financial statements give the information required by the Companies Act, 2013 ("the Act") in the manner so required and give a true and fair view in conformity with the accounting principles generally accepted in India including the Indian Accounting Standards ("Ind AS") prescribed under section 133 of the Act, read with the Companies (Indian Accounting Standards) Rules, 2015, as amended, of the consolidated state of affairs of the Group, its associate and joint venture as at March 31, 2024, their consolidated profit (including other comprehensive income), their consolidated changes in equity and their consolidated cash flows for the year ended on that date.

Basis for Opinion

We conducted our audit in accordance with Standards on Auditing (SAs) specified under section 143(10) of the Act. Our responsibilities under those Standards are further described in the Auditor's Responsibilities for the Audit of the Consolidated Financial Statements section of our report. We are independent of the Group, its associate and joint venture in accordance with the Code of Ethics issued by the Institute of Chartered Accountants of India ("ICAI") together with the ethical requirements that are relevant to our audit of the consolidated financial statements under the provisions of the Act and Rules thereunder, and we have fulfilled our other ethical responsibilities in accordance with these requirements and the Code of Ethics. We believe that the audit evidence we have obtained is sufficient and appropriate to provide a basis for our opinion on the consolidated financial statements.

Key Audit Matters

Key audit matters are those matters that, in our professional judgment, were of most significance in our audit of the consolidated financial statements of the current year. These matters were addressed in the context of our audit of the consolidated financial statements as a whole, and in forming our opinion thereon, and we do not provide a separate opinion on these matters. We have determined the matter described below to be the key audit matter to be communicated in our report.

Key audit matter(s)	How our audit addressed the Key Audit Matter:
<p>1. Revenue recognition</p> <p>The Holding Company recognizes revenue from sale of goods when control over the goods is transferred to the customer. The terms of sales arrangements, including the timing of transfer of control delivery specifications, creates complexity and judgment in determining timing of revenue recognition. The actual point in time when revenue is recognized varies depending on the terms and conditions of the sale contracts entered into with customers. There exist a risk that revenue is recognised during the cut off period though the control may not have been passed to the customers.</p>	<p>We have performed the following procedures among others:</p> <ul style="list-style-type: none"> • Assessed the holding company's accounting policies relating to revenue recognition by comparing the same with applicable accounting standard. • Understood and evaluated the design and tested the operating effectiveness of controls around estimation of costs to complete the project including the review and approval of estimated project cost. • Verified the contracts on test check basis entered by the Holding Company for the consideration and relevant terms and conditions relating to variations to the cost.

Key audit matter(s)	How our audit addressed the Key Audit Matter:
<p>The Holding Company also generates part of its revenue from long term construction / project related activity and contracts for supply / commissioning of plant and equipment which is accounted under the percentage of completion method ("POC"), which is the proportion of cost of work performed to-date, to the total estimated contract costs. Determination of revenue under POC requires significant judgements and estimates in particular with respect to estimation of the cost to complete the projects.</p> <p>Due to estimates, judgements and complexity involved in application of the revenue recognition standards, we have considered this matter as a key audit matter.</p>	<ul style="list-style-type: none"> • Verified original invoices, purchase orders, receipts, etc. for the actual costs incurred up to the yearend date on test check basis. • Verified that revenue has been recognised as per the agreed terms and when the conditions for revenue recognitions are satisfied. • Discussed the status of the project, evaluated the reasonableness of the estimates of the cost to be incurred to complete the projects, verified the revision in total cost during the year and obtained the reasons for such revision. • Assessed the adequacy of the disclosures made in respect of revenue from sale of goods and the undergoing engineering projects of the Company.

Other Information

The Holding Company's Board of Directors is responsible for the other information. The other information comprises the information included in the Holding Company's Directors Report, but does not include the standalone financial statements, consolidated financial statements and our auditor's report thereon.

Our opinion on the consolidated financial statements does not cover the other information and we do not express any form of assurance conclusion thereon.

In connection with our audit of the consolidated financial statements, our responsibility is to read the other information and, in doing so, consider whether the other information is materially inconsistent with the consolidated financial statements or our knowledge obtained in the audit or otherwise appears to be materially misstated.

If, based on the work we have performed and the reports of other auditors, we conclude that there is a material misstatement of this other information, we are required to report that fact. We have nothing to report in this regard.

Responsibilities of Management and Those Charged with Governance for the Consolidated Financial Statements

The Holding Company's Board of Directors is responsible for the preparation and presentation of these consolidated financial statements in terms of the requirements of the Act that give a true and fair view of the consolidated financial position, consolidated financial performance (including other comprehensive income), consolidated changes in equity and consolidated cash flows of the Group including its associate and joint venture in accordance with the accounting principles generally accepted in India, including Ind AS prescribed under section 133 of the Act, read with the Companies (Indian Accounting Standards) Rules, 2015, as amended. The respective Board of Directors of the companies included in the Group and of its associate and joint venture are responsible for maintenance of adequate accounting records in accordance with the provisions of the Act for safeguarding the assets of the Group and of its associate and joint venture and for preventing and detecting frauds and other irregularities; the selection and application of appropriate accounting policies; making judgments and estimates that are reasonable and prudent; and design, implementation and maintenance of adequate internal financial controls, that were operating effectively for ensuring the accuracy and completeness of the accounting records, relevant to the preparation and presentation of the financial statements that give a true and fair view and are free from material misstatement, whether due to fraud or error, which have been used for the purpose of preparation of the consolidated financial statements by the Directors of the Holding Company, as aforesaid.

In preparing the consolidated financial statements, the respective Board of Directors of the companies included in the Group and of its associate and joint venture are responsible for assessing the ability of the Group and of its associate and joint venture to continue as a going concern, disclosing, as applicable, matters related to going concern and using the going concern basis of accounting unless Board of Directors either intends to liquidate the Group including its associate and joint venture or to cease operations, or has no realistic alternative but to do so.

The respective Board of Directors of the companies included in the Group and of its associate and joint venture are responsible for overseeing the financial reporting process of the Group and of its associate and joint venture.

Auditor's Responsibilities for the Audit of the Consolidated Ind AS Financial Statements

Our objectives are to obtain reasonable assurance about whether the consolidated financial statements as a whole are free from material misstatement, whether due to fraud or error, and to issue an auditor's report that includes our opinion. Reasonable assurance is a high level of assurance, but is not a guarantee that an audit conducted in accordance with SAs will always detect a material misstatement when it exists. Misstatements can arise from fraud or error and are considered material if, individually or in the aggregate, they could reasonably be expected to influence the economic decisions of users taken on the basis of these consolidated financial statements.

As part of an audit in accordance with SAs, we exercise professional judgment and maintain professional skepticism throughout the audit. We also:



- Identify and assess the risks of material misstatement of the consolidated financial statements, whether due to fraud or error, design and perform audit procedures responsive to those risks, and obtain audit evidence that is sufficient and appropriate to provide a basis for our opinion. The risk of not detecting a material misstatement resulting from fraud is higher than for one resulting from error, as fraud may involve collusion, forgery, intentional omissions, misrepresentations, or the override of internal control.
- Obtain an understanding of internal control relevant to the audit in order to design audit procedures that are appropriate in the circumstances. Under section 143(3)(i) of the Act, we are also responsible for expressing our opinion on whether the Holding Company, its subsidiary companies, associate companies and joint venture companies, which are companies incorporated in India, have adequate internal financial controls with reference to financial statements in place and the operating effectiveness of such controls.
- Evaluate the appropriateness of accounting policies used and the reasonableness of accounting estimates and related disclosures made by management.
- Conclude on the appropriateness of management's use of the going concern basis of accounting and, based on the audit evidence obtained, whether a material uncertainty exists related to events or conditions that may cast significant doubt on the ability of the Group and its associate and joint venture to continue as a going concern. If we conclude that a material uncertainty exists, we are required to draw attention in our auditor's report to the related disclosures in the consolidated financial statements or, if such disclosures are inadequate, to modify our opinion. Our conclusions are based on the audit evidence obtained up to the date of our auditor's report. However, future events or conditions may cause the Group and its associate and joint venture to cease to continue as a going concern.
- Evaluate the overall presentation, structure and content of the consolidated financial statements, including the disclosures, and whether the consolidated financial statements represent the underlying transactions and events in a manner that achieves fair presentation.
- Obtain sufficient appropriate audit evidence regarding the financial information of the entities or business activities within the Group and its associate and joint venture of which we are the independent auditors, to express an opinion on the consolidated financial statements. We are responsible for the direction, supervision and performance of the audit of the financial statements of such entities included in the consolidated financial statements of which we are the independent auditors. For the other entities included in the consolidated financial statements, which have been audited by other auditors, such other auditors remain responsible for the direction, supervision and performance of the audits carried out by them. We remain solely responsible for our audit opinion.

We communicate with those charged with governance of the Holding Company regarding, among other matters, the planned scope and timing of the audit and significant audit findings, including any significant deficiencies in internal control that we identify during our audit.

We also provide those charged with governance with a statement that we have complied with relevant ethical requirements regarding independence, and to communicate with them all relationships and other matters that may reasonably be thought to bear on our independence, and where applicable, related safeguards.

From the matters communicated with those charged with governance, we determine those matters that were of most significance in the audit of the consolidated financial statements of the current year and are therefore the key audit matters. We describe these matters in our auditor's report unless law or regulation precludes public disclosure about the matter or when, in extremely rare circumstances, we determine that a matter should not be communicated in our report because the adverse consequences of doing so would reasonably be expected to outweigh the public interest benefits of such communication.

Other Matters

- (a) The consolidated financial statement includes the financial statements of one (1) Joint venture, whose financial statements reflects Group's share of total net profit (including other comprehensive income) after tax of Rs. Nil for the year ended March 31, 2024 as considered in the consolidated financial statements, which have been audited by its independent auditor. The independent auditor's reports on financial statements of the above entity have been furnished to us by the management and our opinion on the consolidated financial statement, in so far as it relates to the amounts and disclosures included in respect of this entity and our report in terms of Section 143(3) of the Act, is based solely on the reports of such auditor.
- (b) The consolidated financial statement includes the financial information of one (1) associate, whose financial information reflects Group's share of total net loss (including other comprehensive income) after tax of Rs. Nil for the year ended March 31, 2024, as considered in the consolidated financial statements. This financial information is unaudited and have been furnished to us by the Board of Directors and our opinion on the consolidated financial statement, in so far as it relates to the amounts and disclosures included in respect of this associate and our report in terms of Section 143(3) of the Act is based solely on such unaudited financial information. According to the information and explanations given to us by the Management, this financial information is not material to the Group

Our opinion on the consolidated financial statements and our report on Other Legal and Regulatory Requirements below, is not modified in respect of the above matters with respect to our reliance on the work done and the reports of the other auditor(s) and the financial statements/financial information certified by the management.

Report on Other Legal and Regulatory Requirements

- (1) With respect to the matters specified in paragraphs 3(xxi) and 4 of the Companies (Auditor's Report) Order, 2020 (the "Order"/ "CARO") issued by the Central Government in terms of section 143(11) of the Act, to be included in the Auditor's

report, according to the information and explanations given to us, and based on the CARO reports issued by us for the Holding Company and its subsidiaries and taking into consideration the report of other auditor on separate financial statements of joint venture, included in the consolidated financial statements of the Holding Company, to which reporting under CARO is applicable, we report as under:

S r. No.	Name	CIN	Holding company / subsidiary / associate/ joint venture	Clause number of the CARO report which is qualified or is adverse
1	Mukand Limited	L99999MH1937PLC002726	Holding Company	iii(b), iii(c), iii(d), iii (e) & iv
2	Mukand Sumi Metal Processing Limited	U27300MH2012PLC234000	Subsidiary	xvii
3	Mukand Heavy Engineering Limited	U28162MH2023PLC415488	Subsidiary	xvii

- (2) As required by section 143(3) of the Act, based on our audit and on the consideration of reports of the other auditors on separate financial statements and the other financial information of subsidiaries and joint venture, as noted in the Other Matters section above we report, to the extent applicable, that:
- a. We have sought and obtained all the information and explanations which to the best of our knowledge and belief were necessary for the purposes of our audit of the aforesaid consolidated financial statements;
 - b. In our opinion, proper books of account as required by law relating to preparation of the aforesaid consolidated financial statements have been kept so far as it appears from our examination of those books and the reports of the other auditors;
 - c. The Consolidated Balance Sheet, the Consolidated Statement of Profit and Loss (including Other Comprehensive Income), the Consolidated Statement of Changes in Equity and the Consolidated Statement of Cash Flows dealt with by this report are in agreement with the relevant books of account maintained for the purpose of preparation of the consolidated financial statements;
 - d. In our opinion, the aforesaid consolidated financial statements comply with the Ind AS prescribed under section 133 of the Act read with the Companies (Indian Accounting Standards) Rules, 2015, as amended;
 - e. On the basis of the written representations received from the directors of the Holding Company as on March 31, 2024 and taken on record by the Board of Directors of the Holding Company and the reports of the statutory auditors of its subsidiary companies and joint venture, incorporated in India, none of the directors of the Group companies, its associate company and joint venture, incorporated in India, is disqualified as on March 31, 2024 from being appointed as a director in terms of section 164(2) of the Act;
 - f. With respect to the adequacy of the internal financial controls with reference to financial statements of the Holding Company, its subsidiary companies and joint venture company incorporated in India and the operating effectiveness of such controls, refer to our separate report in "Annexure 1";
 - g. With respect to the other matters to be included in the Auditor's Report in accordance with the requirements of section 197(16) of the Act, as amended:
 - h. In our opinion and to the best of our information and according to the explanations given to us by the Holding Company and the reports of the statutory auditors of its subsidiary companies and joint venture company incorporated in India, the remuneration paid/ provided to their directors during the year by the Holding Company, subsidiary companies, associate company and joint venture company incorporated in India is in accordance with the provisions of section 197 of the Act;
 - i. With respect to the other matters to be included in the Auditor's Report in accordance with Rule 11 of the Companies (Audit and Auditors) Rules, 2014, as amended, in our opinion and to the best of our information and according to the explanations given to us:
 - (i) The consolidated financial statements disclose the impact of pending litigations on the consolidated financial position of the Group and its associate – Refer Note 37 to the consolidated financial statements;
 - (ii) Provision has been made in the consolidated financial statements, as required under the applicable law or accounting standards, for material foreseeable losses, if any, on long-term contracts including derivative contracts;
 - (iii) There has been no delay in transferring amounts, required to be transferred, to the Investor Education and Protection Fund by the Holding Company and its subsidiary companies and joint venture company incorporated in India.
 - (iv) (a) Based on our audit report on separate financial statements of the Holding Company and its subsidiary companies and consideration of report of the other auditor on separate financial statements of joint venture company, incorporated in India, whose financial statements have been audited under the Act, the management of the Holding Company and the respective management of the aforesaid subsidiaries and joint venture, have represented that, to the best of their knowledge and belief, no funds have been advanced or loaned or invested (either from borrowed funds or share premium or any other sources or kind of funds) by the Group, its associate and joint venture to or in any other person(s) or entity(ies), including foreign entities ("Intermediaries"), with the understanding, whether recorded in writing or otherwise, that the



Intermediary shall, whether, directly or indirectly lend or invest in other persons or entities identified in any manner whatsoever by or on behalf of the Group, its associate and joint venture (“Ultimate Beneficiaries”) or provide any guarantee, security or the like on behalf of the Ultimate Beneficiaries;

- (iv) (b) Based on our audit report on separate financial statements of the Holding Company and its subsidiary companies, incorporated in India, and consideration of reports of the other auditor on separate financial statements of joint venture company, incorporated in India, whose financial statements have been audited under the Act, the management of the Holding Company and the respective management of the aforesaid subsidiaries and joint venture, have represented that, to the best of their knowledge and belief, no funds have been received by the Group, its associate and joint venture from any person(s) or entity(ies), including foreign entities (“Funding Parties”), with the understanding, whether recorded in writing or otherwise, that the Group, its associate and joint venture shall, whether, directly or indirectly, lend or invest in other persons or entities identified in any manner whatsoever by or on behalf of the Funding Party (“Ultimate Beneficiaries”) or provide any guarantee, security or the like on behalf of the Ultimate Beneficiaries;
- (iv) (c) Based on the audit procedures that are considered reasonable and appropriate in the circumstances, and consideration of report(s) of the other auditor(s) on separate financial statements of the joint venture company, incorporated in India, whose financial statements have been audited under the Act, nothing has come to our notice that has caused us to believe that the representations under sub-clause (i) and (ii) of Rule 11(e), as provided under (a) and (b) above, contain any material misstatement.
- (v) As stated in the consolidated financial statements:
- (a) The final dividend proposed in the previous year, declared and paid by the Holding Company during the year is in compliance with section 123 of the Act, as applicable.
- (b) The Board of Directors of the Holding Company have proposed final dividend for the year which is subject to the approval of the members at the ensuing Annual General Meeting. The amount of dividend proposed is in compliance with section 123 of the Act, as applicable.

Further, based on the audit reports of the subsidiary company and joint venture company, incorporated in India, those entities have not declared nor paid any dividend during the year.

- (vi) Based on our examination which included test checks and that performed by the auditor of the joint venture which is a company incorporated in India whose financial statements have been audited under the Act, the company, subsidiaries and joint venture have used an accounting software for maintaining its books of account for the financial year ended March 31, 2024, which has a feature of recording audit trail (edit log) facility and the same has operated throughout the year for all relevant transactions recorded in the software.

Further, during the course of our audit, we and respective auditors of the above referred subsidiaries and joint venture did not come across any instance of audit trail feature being tampered with. As proviso to Rule 3(1) of the Companies (Accounts) Rules, 2014 is applicable from April 1, 2023, reporting under 11(g) of the Companies (Audit and Auditors) Rules, 2014 on preservation of audit trail as per the statutory requirements for record retention is not applicable for the financial year ended March 31, 2024.

For DHC & Co

Chartered Accountants

ICAI Firm Registration No.103525W

Pradhan Dass

Partner

Membership No. 219962

UDIN: 24219962BKCQDB4443

Place : Bengaluru

Date : May 15, 2024

ANNEXURE TO THE INDEPENDENT AUDITOR'S REPORT

[Referred to under 'Report on Other Legal and Regulatory Requirements' section in our Independent Auditor's Report of even date to the members of Mukand Limited on the consolidated financial statements for the year ended March 31, 2024]

Report on the Internal Financial Controls with reference to Financial Statements under clause (i) of sub-section 3 of section 143 of the Companies Act, 2013 ("the Act")

In conjunction with our audit of the consolidated financial statements of Mukand Limited ("Holding Company") as of and for the year ended March 31, 2024, we have audited the internal financial controls with reference to financial statements of the Holding Company, its subsidiary companies, its associate companies and joint venture companies, which are companies incorporated in India, as of that date.

Management's Responsibility for Internal Financial Controls

The respective Board of Directors of the Holding Company, its subsidiary companies, its associate company and joint venture company, which are companies incorporated in India, are responsible for establishing and maintaining internal financial controls based on the internal control with reference to financial statements criteria established by the Holding Company considering the essential components of internal control stated in the Guidance Note on Audit of Internal Financial Controls Over Financial Reporting (the "Guidance Note") issued by the Institute of Chartered Accountants of India ("ICAI"). These responsibilities include the design, implementation and maintenance of adequate internal financial controls that were operating effectively for ensuring the orderly and efficient conduct of its business, including adherence to the respective company's policies, the safeguarding of its assets, the prevention and detection of frauds and errors, the accuracy and completeness of the accounting records, and the timely preparation of reliable financial information, as required under the Act.

Auditor's Responsibility

Our responsibility is to express an opinion on the internal financial controls with reference to financial statements of Holding Company, its subsidiary companies, its associate company and joint venture company, which are companies incorporated in India, based on our audit. We conducted our audit in accordance with the Guidance Note and the Standards on Auditing specified under section 143(10) of the Act, to the extent applicable to an audit of internal financial controls, both issued by the ICAI. Those Standards and the Guidance Note require that we comply with ethical requirements and plan and perform the audit to obtain reasonable assurance about whether adequate internal financial controls with reference to financial statements was established and maintained and if such controls operated effectively in all material respects.

Our audit involves performing procedures to obtain audit evidence about the adequacy of the internal financial controls with reference to financial statements and their operating effectiveness. Our audit of internal financial controls with reference to financial statements included obtaining an understanding of internal financial controls with reference to financial statements, assessing the risk that a material weakness exists, and testing and evaluating the design and operating effectiveness of internal control based on the assessed risk. The procedures selected depend on the auditor's judgement, including the assessment of the risks of material misstatement of the financial statements, whether due to fraud or error.

We believe that the audit evidence we have obtained and the audit evidence obtained by the other auditors, in terms of their reports referred to in the Other Matters paragraph below, is sufficient and appropriate to provide a basis for our audit opinion on the internal financial controls with reference to financial statements of Holding Company, its subsidiary companies, its associate company and joint venture company.

Meaning of Internal Financial Controls with reference to Financial Statements

A company's internal financial control with reference to financial statements is a process designed to provide reasonable assurance regarding the reliability of financial reporting and the preparation of financial statements for external purposes in accordance with generally accepted accounting principles. A company's internal financial control with reference to financial statements includes those policies and procedures that (1) pertain to the maintenance of records that, in reasonable detail, accurately and fairly reflect the transactions and dispositions of the assets of the company; (2) provide reasonable assurance that transactions are recorded as necessary to permit preparation of financial statements in accordance with generally accepted accounting principles, and that receipts and expenditures of the company are being made only in accordance with authorisations of management and directors of the company; and (3) provide reasonable assurance regarding prevention or timely detection of unauthorised acquisition, use, or disposition of the company's assets that could have a material effect on the financial statements.



Inherent Limitations of Internal Financial Controls with reference to Financial Statements

Because of the inherent limitations of internal financial controls with reference to financial statements, including the possibility of collusion or improper management override of controls, material misstatements due to error or fraud may occur and not be detected. Also, projections of any evaluation of the internal financial controls with reference to financial statements to future periods are subject to the risk that the internal financial control with reference to financial statements may become inadequate because of changes in conditions, or that the degree of compliance with the policies or procedures may deteriorate.

Opinion

In our opinion and to the best of our information and according to the explanations given to us and based on consideration of reporting of other auditors as mentioned in Other Matters paragraph below, the Holding Company, its subsidiary companies, its associate company and joint venture company, which are companies incorporated in India, have, in all material respects, adequate internal financial controls with reference to financial statements and such internal financial controls with reference to financial statements were operating effectively as at March 31, 2024, based on the internal control with reference to financial statements criteria established by the respective companies considering the essential components of internal control stated in the Guidance Note issued by the ICAI.

Other Matters

Our aforesaid reports under section 143(3)(i) of the Act on the adequacy and operating effectiveness of the internal financial controls with reference to financial statements in so far as it relates to one (1) joint venture company, which are companies incorporated in India, is based on the corresponding reports of the auditors of such companies incorporated in India.

For DHC & Co

Chartered Accountants

ICAI Firm Registration No.103525W

Pradhan Dass

Partner

Membership No. 219962

UDIN: 24219962BKCQDB4443

Place : Bengaluru

Date : May 15, 2024

Consolidated Balance Sheet as at 31st March, 2024

Particulars	Note No.	(Rs. in crore)	
		As at 31st March, 2024	As at 31st March, 2023
I ASSETS			
1 NON-CURRENT ASSETS			
(a) Property, Plant and Equipment	2 (i)	451.59	456.21
(b) Capital Work-in-Progress	2 (ii)	34.15	29.72
(c) Goodwill	2 (iii)	30.00	30.00
(d) Right of Use Assets		-	-
(e) Intangible Assets	2 (iii)	0.47	2.28
(f) Investment In Joint Ventures And Associates	3.A	-	-
(g) Financial Assets			
i) Investments	3.B	9.83	1.35
ii) Other financial assets	5	17.31	18.43
(h) Deferred tax assets	6	48.81	70.76
(i) Income Tax Assets (net)	7	47.64	45.80
(j) Other non-current assets	8	24.58	34.10
Total Non-current assets		664.48	688.65
2 Current Assets			
(a) Inventories	9	1,590.12	1,549.35
(b) Financial Assets			
i) Current Investment	4	-	157.59
ii) Trade receivables	10	532.99	462.91
iii) Cash and cash equivalents	11	51.01	39.36
iv) Bank balances other than (iii) above	12	2.20	2.43
v) Loans	13	31.05	50.57
vi) Other financial assets	14	54.83	78.93
(c) Other current assets	15.a	96.42	129.21
Total Current Assets		2,358.62	2,470.35
3 Asset Held For Sale	15.b	23.24	18.81
Total Assets		3,046.34	3,177.81
II. EQUITY AND LIABILITIES			
Equity			
(a) Share Capital	16	144.51	144.51
(b) Other Equity	17	776.59	709.27
Total Equity		921.10	853.78
Liabilities			
1 Non-Current Liabilities			
(a) Financial Liabilities			
i) Borrowings	18	1,433.09	1,448.39
ii) Other Financial Liabilities	19	0.37	0.25
(b) Provisions	20	52.30	63.20
Total Non-Current Liabilities		1,485.76	1,511.84
2 Current Liabilities			
(a) Financial Liabilities			
i) Borrowings	21	55.96	56.23
ii) Trade Payables Due to:	22		
Micro and Small Enterprises		18.33	29.25
Other than Micro and Small Enterprises		421.42	506.93
iii) Other Financial Liabilities	23	25.69	44.65
(b) Other Current Liabilities	24	109.02	166.95
(c) Provisions	25	9.06	8.18
Total Current Liabilities		639.48	812.19
Total Equity and Liabilities		3,046.34	3,177.81
Material Accounting Policies	1		
Notes forming part of Consolidated Financial Statements	2 - 53		

As per our attached report of even date

For DHC & Co.Chartered Accountants
ICAI Firm Registration No. 103525W**Pradhan Dass**Partner
Membership No. 219962

Bengaluru, May 15, 2024

For and on behalf of the Board of Directors**Niraj Bajaj**Chairman & Managing Director
DIN : 00028261**Dhanesh K Goradia**Chief Financial Officer
Mumbai, May 15, 2024**R Sankaran**Director
DIN : 00381139**Rajendra Sawant**

Company Secretary



Consolidated Statement of Profit and Loss for the Year ended 31st March, 2024

Particulars	Note No.	(Rs. in crore)	
		Year Ended 31st March, 2024	Year Ended 31st March, 2023
I. Revenue from Operations	26	5,174.81	5,567.60
II. Other income	27	16.03	585.19
III. Total Income (I + II)		5,190.84	6,152.79
IV. Expenses:			
(a) Cost of materials consumed	28	3,395.32	3,954.22
(b) Purchases of Stock-in-Trade		0.81	1.07
(c) Changes in inventories of Finished Goods and Work-in-Progress.	29	(45.96)	(33.17)
(d) Employee benefits expense	30	219.01	204.75
(e) Finance costs	31	131.47	176.97
(f) Depreciation and amortization expense	32	49.72	52.38
(g) Other Expenses	33	1,314.70	1,619.58
(h) Expenditure transferred to Capital Accounts / Capital Work-in-Progress		(1.06)	(1.79)
Total expenses		5,064.01	5,974.01
V. Profit before tax and Share in Profit of Associates and Joint Ventures (III-IV)		126.83	178.78
Add: Share in Profit of Associates and Joint Ventures		-	(6.51)
VI. Profit before tax		126.83	172.27
VII. Tax expense:	34		
Deferred Tax (Expense) / Credit		(24.13)	3.50
Excess/(Short) provision for tax in respect of earlier years		-	(3.99)
Total Tax Expense		(24.13)	(0.49)
VIII. Profit for the year (VI - VII)		102.70	171.78
IX. Other Comprehensive income (net)			
1 Items that will not be reclassified to Statement of Profit & Loss :-			
(i) Actuarial Gain on Employee defined benefit funds		(8.66)	(0.27)
Less : Deferred tax Expense		2.18	0.67
2 Items that will be reclassified to Statement of Profit & Loss :-			
Exchange Fluctuation on Translating Foreign Operation		-	0.04
Total Other Comprehensive income (net)		(6.48)	0.44
X. Total Comprehensive Income for the year (VIII + IX)		96.22	172.22
XI. Weighted average number of Equity Shares outstanding during the year (Face Value of Rs. 10 each)		144,495,563	144,495,563
Basic and diluted earnings per share (in Rs.)	35	7.11	11.89
Material Accounting Policies	1		
Notes forming part of Consolidated Financial Statements	2-53		

As per our attached report of even date

For DHC & Co.

Chartered Accountants
ICAI Firm Registration No. 103525W

Pradhan Dass

Partner
Membership No. 219962

Bengaluru, May 15, 2024

For and on behalf of the Board of Directors

Niraj Bajaj

Chairman & Managing Director
DIN : 00028261

Dhanesh K Goradia

Chief Financial Officer
Mumbai, May 15, 2024

R Sankaran

Director
DIN : 00381139

Rajendra Sawant

Company Secretary

Consolidated Statement of Changes in Equity for the year ended 31st March, 2024

A. Equity share capital (refer Note No. 16)

Particulars	(Rs. in crore)	
	As at 31st March, 2024	As at 31st March, 2023
Balance at the end of the reporting year	144.51	144.51
Balance at the beginning of the reporting year	144.51	144.51

There are no changes in Equity Share Capital due to prior period errors

B Other Equity (refer Note No. 17)

(Rs. in crore)

Particulars	Reserve and Surplus				Other Comprehensive Income (OCI)				Total
	Securities Premium Reserve	Capital Redemption Reserve	Capital Reserve**	General Reserve	Retained Earnings	Foreign Currency Translation Reserve	Equity instruments through OCI	Remeasurement of defined benefit obligation through OCI	
Balance as at 31st March, 2023	100.22	3.00	-	173.43	428.07	-	2.20	2.35	709.27
Profit for the year	-	-	-	-	102.70	-	-	-	102.70
Other comprehensive income (net of tax)	-	-	-	-	-	-	3.45	(6.48)	(3.03)
Equity Dividend	-	-	-	-	(28.90)	-	-	-	(28.90)
Transfer to Other Reserve	-	-	-	-	-	-	-	-	-
Adjustment arising out of consolidation	-	-	-	-	-	-	-	-	-
Other Adjustment	-	-	-	-	-	-	-	-	-
Adjustment arising out of consolidation	-	-	-	-	-	-	(3.45)	-	(3.45)
Balance as at 31st March, 2024	100.22	3.00	-	173.43	501.87	-	2.20	(4.13)	776.59
Balance as at 31st March, 2022	100.22	3.00	-	169.66	245.37	1.04	0.71	1.95	521.95
Profit for the year	-	-	-	-	171.78	-	-	-	171.78
Other comprehensive income (net of tax)	-	-	-	-	-	0.04	-	0.40	0.44
Equity Dividend	-	-	-	-	(21.67)	-	-	-	(21.67)
Transfer to Other Reserve	-	-	-	-	1.08	(1.08)	-	-	-
Other Adjustment	-	-	-	-	(28.55)	-	-	-	(28.55)
Adjustment arising out of consolidation	-	-	-	3.77	60.06	-	1.49	-	65.32
Balance as at 31st March, 2023	100.22	3.00	-	173.43	428.07	-	2.20	2.35	709.27

** Capital Reserve is Rs.47,439/-

There are no changes in Equity Share Capital due to prior period errors.

As per our attached report of even date

For DHC & Co.

Chartered Accountants
ICAI Firm Registration No. 103525W

Pradhan Dass

Partner
Membership No. 219962

Bengaluru, May 15, 2024

For and on behalf of the Board of Directors

Niraj Bajaj

Chairman & Managing Director
DIN : 00028261

Dhanesh K Goradia

Chief Financial Officer
Mumbai, May 15, 2024

R Sankaran

Director
DIN : 00381139

Rajendra Sawant

Company Secretary



Consolidated Statement of Cash flow for the year ended 31st March, 2024

(Rs. in crore)

Particulars	For the year ended	
	31st March 2024	31st March 2023
A CASH FLOW FROM OPERATING ACTIVITIES:		
Profit before exceptional items and tax	126.83	178.78
Adjustments for:		
Depreciation/amortisation/Impairment Expenses	49.72	52.38
Surplus on account of sale of assets/Land	(0.13)	(552.86)
Loss on sale of assets	0.60	11.72
Net gains on Fair value changes/Disposal of Equity Instruments	(1.85)	18.19
Interest expense (net)	124.26	164.53
Dividend Income	(0.02)	(0.02)
Credit balances appropriated	(0.02)	(0.02)
Excess provisions written back (net)	(0.36)	(0.21)
Other Non Cash Items (net)	(57.74)	190.42
Provision for warranty	(0.06)	0.30
Provision for Long Term & Short Term Employee Benefits	(9.96)	18.89
Loss on variation in foreign exchange rates (net)	-	(15.89)
	104.44	(112.57)
Cash Generated from operations before working capital changes	231.27	66.21
Adjustments for:		
(Increase)/Decrease in inventories	(40.77)	(88.45)
(Increase)/Decrease in trade receivables	(12.34)	(50.33)
(Increase)/Decrease in other non-current & current financial assets	43.09	225.19
(Increase)/Decrease in other non-current & current assets	42.31	(43.70)
Increase/(Decrease) in trade payables	(96.05)	28.02
Increase/(Decrease) in other non-current & current financial liabilities	(18.84)	29.22
Increase/(Decrease) in other non-current & current liabilities	(73.23)	(52.69)
Increase/(Decrease) in non-current & Current provisions	(8.66)	(0.26)
	(164.49)	47.00
Cash generated from operations	66.78	113.21
Taxes paid (net of refunds)	(1.84)	(7.30)
Net cash generated from operating activities - [A]	64.94	105.91
B CASH FLOW FROM INVESTING ACTIVITIES:		
Purchase of Property Plant & Equipment	(47.72)	(60.96)
Sale proceeds of Property Plant & Equipment	(4.90)	680.61
Sale proceeds of Investments	150.86	
Repatriation of Fund due to reduction in Share capital of MIFZE	-	(0.85)
Gain on redemption of Mutual fund	0.78	-
Dividend Income	0.02	0.02
Net cash (used in) / generated from investing activities - [B]	99.04	618.82

Consolidated Statement of Cash flow for the year ended 31st March, 2023

(Rs. in crore)

Particulars	For the year ended	
	31st March 2024	31st March 2023
C CASH FLOW FROM FINANCING ACTIVITIES:		
Dividend Paid	(28.90)	(21.67)
Increase/(Decrease) in working capital loans from bank	-	(72.02)
Increase/(Decrease) in other unsecured loans (net)	(0.27)	(486.40)
Increase/(Decrease) in Fixed Deposits taken	-	26.76
Interest paid/Expenses related to issue of shares	(123.16)	(174.34)
Net cash (used in) financing activities - [C]	(152.33)	(727.67)
Net (decrease) in cash and cash equivalents - [A+B+C]	11.65	(2.94)
Add: Cash and cash equivalents at the beginning of the year - (Note No. 11)	39.36	42.30
Cash and cash equivalents at the end of the year - (Note No. 11)	51.01	39.36
Material accounting policies	1	
Notes forming part of Consolidated Financial Statements	2 - 53	

Note:

- The above cash flow statement has been prepared under the 'Indirect Method' as set out in Ind AS 7-Statement of Cash Flows.

As per our attached report of even date

For and on behalf of the Board of Directors

For DHC & Co.

Chartered Accountants
ICAI Firm Registration No. 103525W

Niraj Bajaj

Chairman & Managing Director
DIN : 00028261

R Sankaran

Director
DIN : 00381139

Pradhan Dass

Partner
Membership No. 219962

Dhanesh K Goradia

Chief Financial Officer
Mumbai, May 15, 2024

Rajendra Sawant

Company Secretary

Bengaluru, May 15, 2024



Notes forming part of consolidated financial statements.

GROUP OVERVIEW

The consolidated financial statements comprise of Mukand Limited (“the Company”, “holding company”, “parent”), its subsidiaries, associates and joint ventures (collectively, “the Group”) for the year ended 31st March, 2024.

The Company is a public limited company, incorporated and domiciled in India which mainly deals in manufacture of special alloy steel / stainless steel, billets, bars, rods, wire rods, EOT cranes, material handling equipment, other industrial machinery, comprehensive engineering services, construction/erection. The registered office of the Company is located at Bajaj Bhawan, Jamnalal Bajaj Marg 226, Nariman Point, Mumbai. The Company is listed on the Bombay Stock Exchange (BSE) and the National Stock Exchange (NSE).

The consolidated financial statements for the year ended March 31, 2024 were approved by the Board of Directors of holding company on May 15, 2024.

Note 1: Material Accounting Policies followed by the Group

(a) Basis of preparation

- (i) These consolidated financial statements comply in all material aspects with the Indian Accounting Standards (Ind AS) notified under section 133 of the Companies Act, 2013 ('Act') read with the Companies (Indian Accounting Standards) Rules, 2015 as amended and other relevant provisions of the Act.

The consolidated financial statements have been prepared on a historical cost basis, except for the following assets and liabilities:

- 1) Certain financial assets and liabilities that are measured at fair value and amortised cost.
- 2) Assets held for sale - measured at the lower of carrying amount or fair value less costs to sell.
- 3) Defined benefit plans - plan assets measured at fair value.
- 4) Measurement of derivative financial instruments

The consolidated financial statements are presented in Indian Rupees ('Rs.') which is Company's functional and presentation currency and all values are rounded to nearest crore upto two decimal, except when otherwise indicated.

(ii) Current versus Non-current classification

The Group presents assets and liabilities in the balance sheet based on current/non-current classification. An asset is treated as current when it is:

- Expected to be realized or intended to be sold or consumed in normal operating cycle i.e. 12 months.
- Held primarily for purpose of business
- Expected to be realized within twelve months after the reporting period, or
- Cash or cash equivalent unless restricted from being exchanged or used to settle a liability for at least twelve months after the reporting period.

All other assets are classified as non-current.

A liability is current when:

- It is expected to be settled in normal operating cycle i.e. 12 months.
- It is held primarily for purpose of business
- It is due to be settled within twelve months after the reporting period, or
- There is no unconditional right to defer the settlement of the liability for at least twelve months after the reporting period.

All other liabilities are classified as non-current.

(b) Basis of consolidation

(i) Subsidiaries

Subsidiaries are entities controlled by the Group. The Group controls an entity when it is exposed to, or has rights to, variable returns from its involvement with the entity and has the ability to affect those returns through its power over

Notes forming part of consolidated financial statements (Contd.)

the entity. The financial statements of subsidiaries are included in the consolidated financial statements from the date on which control commences until the date on which control ceases.

The group combines the financial statements of the parent and its subsidiaries line by line adding together like items of assets, liabilities, equity, income and expenses.

Changes in the Group's equity interest in a subsidiary that do not result in a loss of control are accounted for as equity transactions.

Intra-group balance and transactions and any unrealized income and expenses arising from intra-group transactions, are eliminated. Unrealised losses are eliminated in the same way as unrealised gains, but only to the extent that there is no evidence of impairment.

(ii) Loss of control

When the Group loses control over a subsidiary, it derecognises the assets and the liabilities of the subsidiary and other components of equity. Any interest retained in the former subsidiary is measured at fair value at the date on which control is lost. Any resulting gain or loss is recognised in consolidated Statement of Profit and Loss.

(iii) Equity accounted investees

The Group's interests in equity accounted investees comprise interests in associates and joint ventures.

An associate is an entity in which the Group has significant influence, but not control or joint control, over the financial and operating policies. A joint venture is an arrangement, rather than rights of its assets and obligation for its liabilities.

Interests in associates and joint ventures are accounted for using the equity method. They are initially recognised at cost which includes transaction cost. Subsequent to initial recognition, the consolidated financial statements include the Group's share of profit or loss and OCI of equity –accounted investees until the date on which significant influence or joint control ceases. When the Group's share of losses in an equity accounted investment equals or exceeds its interest in the entity, including any other unsecured long-term receivables, the Group does not recognise further losses, unless it has incurred obligations or made payments on behalf of the other entity.

Unrealised gains arising from transactions with equity accounted investees are eliminated against the investment to the extent of Group's interest in the investee. Unrealised losses are eliminated in the same way as unrealised gains, but only to the extent that there is no evidence of impairment.

(iv) Business combinations

In accordance with Ind AS 103, Group accounts for the business combinations using the acquisition method when control is transferred to the Group. The consideration transferred for the business combination is generally measured at fair value as at the date the control is acquired (acquisition date), as are the net identifiable assets acquired. Any goodwill that arises is tested annually for impairment. Any gain on a bargain purchase is recognised in OCI and accumulated in equity as capital reserve if there exists clear evidence of the underlying reasons for classifying the business combinations as resulting in a bargain purchase; otherwise the gain is recognised directly in equity as capital reserve. Transaction costs are expensed as incurred, except to the extent related to the issue of debt or equity securities.

If a business combination is achieved in stages, any previously held equity interest in the acquiree is remeasured at fair value on its acquisition date and any resulting gain or loss is recognised in profit or loss or OCI, as appropriate.

Business combinations arising from transfers of interests in entities that are under the control of the shareholder that controls the group (referred as common control business combinations) are accounted for using the pooling of interest method except in case the control is transitory. The assets and liabilities acquired are recognised at their carrying amounts. The identity of the reserves is preserved and they appear in financial statements of the Group in the same form in which they appeared in the consolidated financial statements of the transferor entity. The difference, if any, between the consideration and the amount of share capital of the acquired entity is transferred to capital reserve.

(c) Property, Plant and Equipment (PPE)

Freehold land is carried at cost. All other items of property, plant and equipment are stated at cost less depreciation and impairment, if any. Historical cost includes expenditure that is directly attributable to the acquisition of the items. Cost includes its purchase price including non refundable taxes and duties after deducting trade discounts/rebates, directly attributable costs of bringing the asset to its present location and condition and initial estimate of costs of dismantling and removing the item and restoring the site on which it is located.

Subsequent costs are included in the asset's carrying amount or recognised as a separate asset, as appropriate, only when it is probable that future economic benefits associated with the item will flow to the Group and the cost of the item can be measured reliably. The carrying amount of any component accounted for as a separate asset is derecognised when replaced. All other repairs and maintenance are charged to the Consolidated Statement of Profit and Loss during the reporting period in which they are incurred.

Machinery spares, stand-by equipment and servicing equipment are recognised as PPE when they meet the definition of PPE. Otherwise, such items are classified as inventory.

Capital work- in- progress includes cost of property, plant and equipment under installation / under development as at the balance sheet date.



Notes forming part of consolidated financial statements (Contd.)

Depreciation methods, estimated useful lives and residual value

Depreciation on property, plant and equipment has been provided on straight line method based on the useful life specified in Schedule II of the Companies Act, 2013 except for Continuous Process Plant where useful life is considered as 18 years as per technical evaluation. Further office equipments of ECD, the useful life has been estimated as 20 years (on a single shift basis) against 5 years as per schedule II of the Act, based on independent technical valuation. Depreciation commences when the assets are ready for their intended use. Depreciation in respect of assets used for long term engineering contracts is provided on the estimated useful life of the assets.

Depreciation commences when the assets are ready for their intended use.

Depreciation in respect of assets used for long term engineering contracts is provided on the estimated useful life of the assets.

Assets costing less than Rs. 5,000/- are fully depreciated at the rate of 100% in the year of purchase.

Gains and losses on disposals are determined by comparing net disposal proceeds with carrying amount. These are included in the Consolidated Statement of Profit and Loss.

(d) Intangible Assets

Intangible assets that are acquired by the Company, which have finite useful lives, are measured at cost less accumulated amortisation and accumulated impairment losses. Cost includes expenditures that are directly attributable to the acquisition of the intangible asset.

Intangible Assets under Implementation includes cost of such assets under installation / under development as at the balance sheet date.

Amortisation

Intangible assets are amortised on straight line basis over the estimated useful life. The method of amortisation and useful life are reviewed at the end of each accounting year with the effect of any changes in the estimate being accounted for on a prospective basis.

Useful life of 3 years is considered for amortisation of intangible assets - Computer Software.

Gains and losses on disposals are determined by comparing net disposal proceeds with carrying amount. These are included in the Consolidated Statement of Profit and Loss.

(e) Goodwill

Goodwill on acquisitions of subsidiaries is included in intangible assets. Goodwill is not amortised but it is tested for impairment annually or more frequently if events or changes in circumstances indicate that it might be impaired, and is carried at cost less accumulated impairment losses.

(f) Leases

The Group recognizes a right-of-use (ROU) asset and a corresponding lease liability for all lease arrangements, except for leases with a term of 12 months or less (short-term leases) and low value leases. For these short-term and low-value leases, the Group recognizes the lease payments as an operating expense on a straight-line basis over the term of the lease.

(g) Borrowing costs

General and specific borrowing costs that are directly attributable to the acquisition, construction or production of a qualifying asset are capitalised during the period of time that is required to complete and prepare the asset for its intended use. Qualifying assets are assets that necessarily take a substantial period of time to get ready for their intended use. Other borrowing costs are expensed in the period in which they are incurred.

Transaction costs relating to borrowings are considered under effective interest rate method.

(h) Impairment of Non-financial assets

The Group assesses, at each reporting date, whether there is an indication that an asset may be impaired. If any indication exists, the Group estimates the asset's recoverable amount. An asset's recoverable amount is the higher of an asset's or cash-generating units (CGU) fair value less costs of disposal and its value in use. For the purpose of assessing impairment, assets are grouped at the lowest levels for which there are separately identifiable cash inflows which are largely independent of the cash inflows from other assets or group of assets (cash-generating units). Where the carrying amount of an asset or CGU exceeds its recoverable amount, the asset is considered impaired and is written down to its recoverable amount.

In assessing value in use, the estimated future cash flows are discounted to their present value using a pre-tax discount rate that reflects current market assessments of the time value of money and the risks specific to the asset. In determining fair value less costs of disposal, recent market transactions are taken into account, if available. If no such transactions can be identified, an appropriate valuation model is used. After impairment, depreciation/amortisation is provided on the revised carrying amount of the asset over its remaining useful life.

Notes forming part of consolidated financial statements (Contd.)

(i) Financial instruments

A financial instrument is any contract that gives rise to a financial asset of one entity and a financial liability or equity instrument of another entity.

(I) Financial Assets

Financial assets are recognized when the Group becomes a party to the contractual provisions of the instrument. The group classifies its financial assets in the following measurement categories:

- those to be measured subsequently at fair value (either through other comprehensive income, or through profit or loss), and
- those to be measured at amortised cost.

The classification depends on the group's business model for managing the financial assets and contractual terms of the cash flows.

Initial Recognition & Measurement

All financial assets are recognised initially at fair value plus, in the case of financial assets not recorded at fair value through profit or loss, transaction costs that are attributable to the acquisition of the financial asset. However trade receivables that do not contain a significant financing component are measured at transaction price.

Subsequent Measurement

For purposes of subsequent measurement, financial assets are classified in following categories:

- Debt instruments at fair value through profit or loss (FVTPL)
- Debt instruments at fair value through other comprehensive income (FVTOCI)
- Debt instruments at amortised cost
- Equity instruments at fair value (either through profit or loss or through other comprehensive income, if designated)

Where assets are measured at fair value, gains and losses are either recognised entirely in the Consolidated Statement of Profit and Loss (i.e. fair value through profit or loss), or recognised in other comprehensive income (i.e. fair value through other comprehensive income). For investment in debt instruments, this will depend on the business model in which the investment is held. For investment in equity instruments, this will depend on whether the Group has made an irrevocable election at the time of initial recognition to account for equity instruments at FVTOCI.

Debt instruments at amortised cost

A Debt instrument is measured at amortised cost if both the following conditions are met:

- a) Business Model Test:** The objective is to hold the debt instrument to collect the contractual cash flows (rather than to sell the instrument prior to its contractual maturity to realize its fair value changes).
- b) Cash flow characteristics test:** The contractual terms of the debt instrument give rise on specific dates to cash flows that are solely payments of principal and interest on principal amount outstanding.

After initial measurement, such financial assets are subsequently measured at amortised cost using the effective interest rate (EIR) method. Amortised cost is calculated by taking into account any discount or premium on acquisition and fees or costs that are an integral part of EIR. EIR is the rate that exactly discounts the estimated future cash receipts over the expected life of the financial instrument or a shorter period, where appropriate, to the gross carrying amount of the financial asset.

Debt instruments at fair value through OCI

A Debt instrument is measured at fair value through other comprehensive income if following conditions are met:

- a) Business Model Test:** The objective of financial instrument is achieved by both collecting contractual cash flows and for selling financial assets.
- b) Cash flow characteristics test:** The contractual terms of the debt instrument give rise on specific dates to cash flows that are solely payments of principal and interest on principal amount outstanding.

Debt instrument included within the FVTOCI category are measured initially as well as at each reporting date at fair value. Fair value movements are recognised in the other comprehensive income (OCI), except for the recognition of interest income, impairment gains or losses and foreign exchange gains or losses which are recognised in the Consolidated Statement of Profit and Loss. On derecognition of asset, cumulative gain or loss previously recognised in OCI is reclassified from the equity to Consolidated Statement of Profit and Loss. Interest earned whilst holding FVTOCI financial asset is reported as interest income using the EIR method.

Debt instruments at FVTPL

FVTPL is a residual category for financial instruments. Any financial instrument which does not meet the criteria for amortised cost or FVTOCI is classified as at FVTPL. A gain or loss on a Debt instrument that is subsequently



Notes forming part of consolidated financial statements (Contd.)

measured at FVTPL and is not a part of a hedging relationship is recognised in the Consolidated Statement of Profit and Loss and presented net in the Consolidated Statement of Profit and Loss within other gains or losses in the period in which it arises. Interest income from these Debt instruments is included in other income.

Equity Instruments

For all equity instruments, the Group may make an irrevocable election to present in other comprehensive income all subsequent changes in the fair value. The Group makes such election on an instrument-by-instrument basis. The classification is made on initial recognition and is irrevocable.

If the Group decides to classify an equity instrument as at FVTOCI, then all fair value changes on the instrument, excluding dividends, are recognised in the OCI. There is no recycling of the amounts from OCI to profit and loss, even on sale of investment. However, the Group may transfer the cumulative gain or loss within equity. Equity instruments included within the FVTPL category are measured at fair value with all changes recognised in the Consolidated Statement of Profit and Loss.

Preference Instruments are stated at amortised costs.

Derecognition of financial assets

The Group de-recognises a financial asset only when the contractual rights to the cash flows from the asset expire, or it transfers the financial asset and substantially all risks and rewards of ownership of the asset to another entity.

If the Group neither transfers nor retains substantially all the risks and rewards of ownership and continues to control the transferred asset, the Group recognises its retained interest in the assets and an associated liability for amounts it may have to pay.

If the Group retains substantially all the risks and rewards of ownership of a transferred financial asset, the Company continues to recognise the financial asset and also recognises a collateralised borrowing for the proceeds received.

Impairment of financial assets

Loss allowance for expected credit losses is recognised for financial assets measured at amortised cost and fair value through other comprehensive income.

The Group recognises life time expected credit losses for all trade receivables that do not constitute a financing transaction. For financial assets whose credit risk has not significantly increased since initial recognition, loss allowance equal to twelve months expected credit losses is recognised. Loss allowance equal to the lifetime expected credit losses is recognised if the credit risk on the financial instruments has significantly increased since initial recognition.

(II) Equity & Financial Liabilities

Debt and equity instruments issued by an entity are classified as either financial liabilities or as equity in accordance with the substance of the contractual arrangements and the definitions of a financial liability and an equity instrument.

(i) Equity Instruments

An equity instrument is any contract that evidences a residual interest in the assets of an entity after deducting all of its liabilities. Equity instruments issued by the group are recognised at the proceeds received, net of direct issue costs.

(ii) Financial liabilities

Initial recognition and measurement

Financial liabilities are initially recognised at fair value plus any transaction costs that are attributable to the acquisition of the financial liabilities except financial liabilities at FVTPL which are initially measured at fair value.

Subsequent measurement

The financial liabilities are classified for subsequent measurement into following categories:

- At amortised cost
- At fair value through profit or loss (FVTPL)

Financial liabilities at amortised cost

The Group classifies the following under amortised cost:

- Borrowings from banks
- Borrowings from others
- Trade payables
- Lease Deposits
- Lease Liability

Amortised cost for financial liabilities represents amount at which financial liability is measured at initial recognition minus the principal repayments, plus or minus the cumulative amortisation using the effective interest method of any difference between that initial amount and the maturity amount.

Notes forming part of consolidated financial statements (Contd.)

Financial liabilities at fair value through profit or loss

Financial liabilities held for trading are measured at FVTPL.

Financial liabilities at FVTPL are stated at fair value with any gains or losses arising on remeasurement, recognised in profit or loss. The net gain or loss recognised in profit or loss incorporates any interest paid on the financial liability and is included in the 'other gains and losses' line item.

Derecognition of financial liabilities

A financial liability is removed from the Consolidated Balance Sheet when the obligation is discharged, or is cancelled, or expires. When an existing financial liability is replaced by another from the same lender on substantially different terms, or the terms of an existing liability are substantially modified, such an exchange or modification is treated as the derecognition of the original liability and the recognition of a new liability. The difference in the respective carrying amounts is recognised in the Consolidated Statement of Profit and Loss.

(III) Financial guarantees contracts

Financial guarantee contracts issued by the Group are those contracts that require a payment to be made to reimburse the holder for a loss it incurs because the specified debtor fails to make a payment when due in accordance with the terms of a debt instrument. Financial guarantee contracts are recognised initially as a liability at fair value, adjusted for transaction costs that are directly attributable to the issuance of the guarantee. Subsequently, the liability is measured at the higher of the amount of loss allowance determined as per impairment requirements of Ind AS 109 and the amount recognised less cumulative amortisation.

(IV) Derivative financial instruments

Derivative financial instruments such as forward contracts are taken by the group to hedge its foreign currency risks, are initially recognised at fair value on the date a derivative contract is entered into and are subsequently re-measured at their fair value with changes in fair value recognised in the Consolidated Statement of Profit and Loss in the period when they arise (other than in case of hedge accounting).

(V) Offsetting of financial instruments

Financial assets and financial liabilities are offset and the net amount is reported in the Consolidated Balance Sheet if there is a currently enforceable legal right to offset the recognised amounts and there is an intention to settle on a net basis, to realize the assets and settle the liabilities simultaneously.

(j) Fair value measurement

The Group measures financial instruments, such as, certain investments and derivatives at fair value at each balance sheet date.

Fair value is the price that would be received to sell an asset or paid to transfer a liability in an orderly transaction between market participants at the measurement date. The fair value measurement is based on the presumption that the transaction to sell the asset or transfer the liability takes place either:

- In the principal market for the asset or liability, or
- In the absence of a principal market, in the most advantageous market for the asset or liability.

The fair value of an asset or a liability is measured using the assumptions that market participants would use when pricing the asset or liability, assuming that market participants act in their economic best interest.

All assets and liabilities for which fair value is measured or disclosed in the Consolidated Financial Statements are categorised within the fair value hierarchy, described as follows, based on the lowest level input that is significant to the fair value measurement as a whole:

Level 1 — Quoted (unadjusted) market prices in active markets for identical assets or liabilities

Level 2 — Valuation techniques for which the lowest level input that is significant to the fair value measurement is directly or indirectly observable

Level 3 — Valuation techniques for which the lowest level input that is significant to the fair value measurement is unobservable.

(k) Inventories

Inventories are stated at the lower of cost and net realisable value (NRV). Costs comprise direct materials and, where applicable, direct labour costs and those overheads that have been incurred in bringing the inventories to their present location and condition. Net realisable value represents the estimated selling price for inventories less all estimated costs of completion and costs necessary to make the sale. Raw Materials and other items held for use in the production of inventories are not written down below cost if the finished products in which they will be incorporated are expected to be sold at or above cost. The cost formulae used for determination of cost is 'First in First Out' for Raw Materials and 'Weighted Average Cost' for Stores and Spares.



Notes forming part of consolidated financial statements (Contd.)

Machinery spares, stand-by equipment and servicing equipment are recognised as inventory when the useful life is less than one year and the same are charged to the Consolidated Statement of Profit and Loss as and when issued for consumption.

The inventories resulting from intra-group transactions have been stated at cost after deducting unrealised profit on such transactions.

(l) Taxes

The income tax expense or credit for the period is the tax payable on the current period's taxable income based on the applicable income tax rate adjusted by changes in deferred tax assets and liabilities attributable to temporary differences and to unused tax losses.

The Group's liability for current tax is calculated using the Indian (foreign country tax rate as applicable) tax rates and laws that has been enacted by the reporting date. The Group periodically evaluates positions taken in the tax returns with respect to situations in which applicable tax regulations are subject to interpretations and provisions where appropriate.

Deferred income tax is provided in full, using the liability method on temporary differences arising between the tax bases of assets and liabilities and their carrying amount in the financial statement. Deferred income tax is determined using tax rates (and laws) that have been enacted or substantially enacted by the end of the reporting period and are expected to apply when the related deferred income tax assets is realised or the deferred income tax liability is settled.

Deferred tax assets are recognised for all deductible temporary differences and unused tax losses, only if, it is probable that future taxable amounts will be available to utilise those temporary differences and losses.

Deferred tax assets and liabilities are offset when there is a legally enforceable right to offset current tax assets and liabilities and when the deferred tax balances relate to the same taxation authority. Current tax assets and tax liabilities are offset where the Group has a legally enforceable right to offset and intends either to settle on a net basis, or to realize the asset and settle the liability simultaneously.

Deferred tax is not recognized for temporary differences related to investments in subsidiaries and joint ventures to the extent that the Group is able to control the timing of the reversal of the temporary differences and it is probable that they will not reverse in the foreseeable future.

Current and deferred tax is recognised in the Consolidated Statement of Profit and Loss, except to the extent that it relates to items recognised in other comprehensive income or directly in equity. In this case, the tax is also recognised in other comprehensive income or directly in equity, respectively.

(m) Provisions and Contingencies

Provisions

A provision is recognised when the Company has a present obligation (legal or constructive) as a result of past event, it is probable that an outflow of resources embodying economic benefits will be required to settle the obligation and a reliable estimate can be made of the amount of the obligation. The amount recognised as provision are determined based on best estimate of the amount required to settle the obligation at the balance sheet date. These estimates are reviewed at each reporting date and adjusted to reflect the current best estimates.

If the effect of the time value of money is material, provisions are discounted using a current pre-tax rate that reflects, when appropriate, the risks specific to the liability. When discounting is used, the increase in the provision due to the passage of time is recognised as a finance cost.

A provision for onerous contracts is recognized when the expected benefits to be derived by the Group from a contract are lower than the unavoidable cost of meeting its obligations under the contract. The provision is measured at the present value of the lower of the expected cost of terminating the contract and the expected net cost of continuing with the contract. Before a provision is established, the Group recognizes any impairment loss on the assets associated with that contract.

Contingent liabilities & Contingent assets

A contingent liability is a possible obligation that arises from past events whose existence will be confirmed by the occurrence or non-occurrence of one or more uncertain future events beyond the control of the Group or a present obligation that is not recognised because it is not probable that an outflow of resources will be required to settle the obligation. A contingent liability also arises in extremely rare cases, where there is a liability that cannot be recognised because it cannot be measured reliably. The Group does not recognize a contingent liability but discloses its existence in the Consolidated Financial Statements.

Contingent assets are not recognized in the Consolidated Financial Statements. If the inflow of economic benefits is probable, then it is disclosed in the Consolidated Financial Statements.

Provisions, contingent liabilities, contingent assets and commitments are reviewed at each balance sheet date.

Notes forming part of consolidated financial statements (Contd.)

(n) Employee Benefits

(i) Short-term obligations

Liabilities for wages and salaries, including non-monetary benefits that are expected to be settled wholly within 12 months after the end of the period in which the employees render the related service are recognised in respect of employees' services up to the end of the reporting period and are measured at the amounts expected to be paid when the liabilities are settled.

(ii) Other long-term employee benefit obligations

The liabilities for compensated absences that are not expected to be settled wholly within 12 months are measured as the present value of expected future payments to be made in respect of services provided by employees up to the end of the reporting period using the projected unit credit method. Remeasurements as a result of experience adjustments and changes in actuarial assumptions are recognised in the Consolidated Statement of Profit and Loss.

The obligations are presented as current liabilities in the Consolidated Balance Sheet if the entity does not have any unconditional right to defer settlement for at least 12 months after the end of the reporting period, regardless of when the actual settlement is expected to occur.

(iii) Post-employment obligations

The Group operates the following post-employment schemes:

- (a) Defined benefit plans such as gratuity and
- (b) Defined contribution plans such as provident fund & other funds.

Gratuity Obligations

The liability or asset recognised in the Consolidated Balance Sheet in respect of defined benefit gratuity plans is the present value of the defined benefit obligation at the end of the reporting period less the fair value of plan assets. The defined benefit obligation is calculated annually by actuaries using the projected unit cost method.

The present value of the defined benefit obligation is determined by discounting the estimated future cash outflows by reference to market yields at the end of the reporting period on government bonds that have terms approximating to the terms of the related obligation.

The net interest cost is calculated by applying the discount rate to the net balance of the defined benefit obligation and the fair value of plan assets. This cost is included in employee benefit expense in the Consolidated Statement of Profit and Loss.

Remeasurement gains and losses arising from experience adjustments and changes in actuarial assumptions are recognised in the period in which they occur, directly in other comprehensive income.

Defined Contribution plans

Defined Contribution Plans such as provident and other fund are charged to the Statement of Profit and Loss as an expense, when an employee renders the related services. If the contribution payable to scheme for service received before the balance sheet date exceeds the contribution already paid, the deficit payable to the scheme is recognised as liability after deducting the contribution already paid. If the contribution already paid exceeds the contribution due for services received before the balance sheet date, then excess is recognised as an asset.

(o) Segment Reporting

Operating segments are reported in a manner consistent with the internal reporting provided to the chief operating decision maker. The chief operating decision maker monitors the operating results of its business Segments separately for the purpose of making decision about the resources allocation and performance assessment. Segment performance is evaluated based on the profit or loss and is measured consistently with profit or loss in the Consolidated Financial Statements. The operating segments have been identified on the basis of the nature of products / services.

(p) Cash and Cash Equivalents

For the purpose of presentation in the Consolidated Statement of Cash Flows, cash and cash equivalents includes cash on hand, demand deposits with banks, other short-term highly liquid investments with original maturities of three months or less that are readily convertible to known amounts of cash and which are subject to an insignificant risk of changes in value.

(q) Cash Flow Statement

Cash flows are reported using the indirect method, whereby profit / (loss) before extraordinary items and tax is adjusted for the effects of transactions of non-cash nature and any deferrals or accruals of past or future cash receipts or payments. The cash flows from operating, investing and financing activities of the Group are segregated based on the available information.



Notes forming part of consolidated financial statements (Contd.)

(r) Earnings Per Share

Basic earnings per share are calculated by dividing:

The profit attributable to owners of the group by the weighted average number of equity shares outstanding during the financial year.

Diluted earnings per share adjust the figures used in the determination of basic earnings per share to take into account:

The after income tax effect of interest and other financing costs associated with dilutive potential equity shares, and the weighted average number of additional equity shares that would have been outstanding assuming the conversion of all dilutive potential equity shares.

(s) Non-current assets held for sale

The Group classifies non-current assets as held for sale if their carrying amounts will be recovered principally through a sale rather than through continuing use. Such non-current assets classified as held for sale are measured at the lower of their carrying amount and fair value less costs to sell. Any expected loss is recognised immediately in the Consolidated Statement of Profit and Loss.

The criteria for "held for sale" classification is regarded as met only when the sale is highly probable i.e. an active program to locate a buyer to complete the plan has been initiated and the asset is available for immediate sale in its present condition and the assets must have actively marketed for sale at a price that is reasonable in relation to its current fair value. Actions required to complete the sale should indicate that it is unlikely that significant changes to that plan to sale these assets will be made. Management must be committed to the sale, which should be expected to qualify for recognition as a completed sale within one year from the date of classification.

Property, plant and equipment and intangible assets once classified as held for sale are not depreciated or amortised. Assets and liabilities classified as held for sale are presented separately as current items in the Consolidated Balance Sheet.

(t) Dividend distribution to equity shareholders

Dividend distributed to Equity shareholders is recognised as distribution to owners of capital in the Statement of Changes in Equity, in the period in which it is paid.

Final dividend on shares are recorded as a liability on the date of approval by the shareholders and interim dividends are recorded as a liability on the date of declaration by the Company's Board of Directors.

(u) Foreign currencies

Functional and presentation currency

The financial statements are presented in Indian rupee (INR), which is group's functional and presentation currency.

Transactions and balances

Transactions in foreign currencies are recognised at the prevailing exchange rates on the transaction dates. Realised gains and losses on settlement of foreign currency transactions are recognised in the Consolidated Statement of Profit and Loss.

Monetary foreign currency assets and liabilities at the year-end are translated at the year-end exchange rates and the resultant exchange differences are recognised in the Consolidated Statement of Profit and Loss. Non-monetary items denominated in a foreign currency and measured at historical cost are translated at the exchange rate prevalent at the date of transaction.

Group Companies

The results and financial position of foreign operations that have a functional currency different from the presentation currency are translated into the presentation currency as follows:

- assets and liabilities are translated at the closing rate at the date of the balance sheet
- income and expenses are translated at average exchange rates

On Consolidation, Exchange differences are recognized in OCI and accumulated in equity (as exchange differences on translating the financial statements of a foreign operation).

(v) Revenue Recognition

The Group mainly deals in manufacture of special alloy steel / stainless steel, billets, bars, rods, wire rods, EOT cranes, material handling equipment ,other industrial machinery,rendering of comprehensive engineering services, construction and erection.

Revenue is recognized on satisfaction of performance obligation upon transfer of control of promised goods or services to customers in an amount that reflects the consideration which Company expects to receive in exchange for those products or services.

Notes forming part of consolidated financial statements (Contd.)

Revenue is measured based on the transaction price, which is the consideration, adjusted for volume discounts, rebates, scheme allowances, price concessions, incentives, and returns, if any, as specified in the contracts with the customers. Revenue excludes taxes collected from customers on behalf of the government.

Revenue from sale of products and services is recognised at a time when the performance obligation is satisfied except Revenue from Engineering Contracts where in revenue is recognized over the time from the financial year in which the agreement to sell (containing salient terms of agreement to sell) is executed. The period over which revenue is recognised is based on entity's right to payment for performance completed.

In determining whether Company has right to payment, the Company shall consider whether it would have an enforceable right to demand or retain payment for performance completed to date if the contract were to be terminated before completion for reasons other than Company's failure to perform as per the terms of the contract.

The revenue recognition of Engineering Contracts under progress requires forecasts to be made of total budgeted costs with the outcomes of underlying contracts, which further require assessments and judgements to be made on changes in scope of work and other payments to the extent they are probable and they are capable of being reliably measured. However, where the total project cost is estimated to exceed total revenues from the project, the loss is recognized immediately in the Statement of Profit and Loss.

Revenue from Engineering Contracts where the performance obligations are satisfied over time and where there is no uncertainty as to measurement or collectability of consideration, is recognized as per the percentage of completion method. When there is uncertainty as to measurement or ultimate collectability, revenue recognition is postponed until such uncertainty is resolved. Revenues in excess of invoicing are classified as contract assets (which is referred to as unbilled revenue) while invoicing in excess of revenues are classified as contract liabilities (which is referred to as unearned revenues). The billing schedules agreed with customers include periodic performance based payments and / or milestone based progress payments. Invoices are payable within contractually agreed credit period.

Engineering Contracts are subject to modification to account for changes in contract specification and requirements. The Company reviews modification to contract in conjunction with the original contract, basis which the transaction price could be allocated to a new performance obligation or transaction price of an existing obligation could undergo a change. In the event, transaction price is revised for existing obligation, a cumulative adjustment is accounted for.

The Company satisfies a performance obligation and recognises revenue over time, if one of the following criteria is met:

1. The customer simultaneously receives and consumes the benefits provided by the Company's performance as the Company performs; or
2. The Company's performance creates or enhances an asset that the customer controls as the asset is created or enhanced; or
3. The Company's performance does not create an asset with an alternative use to the Company and Company has an enforceable right to payment for performance completed to date.

In case of performance obligations, where any of the above conditions is not met, revenue is recognised at the point in time at which the performance obligation is satisfied.

Export incentives

Export Incentives under various schemes are accounted in the year of export.

Interest income

Interest income is accrued on a time proportion basis, by reference to the principal outstanding and the effective interest rate applicable.

Dividend income

Dividend income from investments is recognised when the shareholder's rights to receive payment have been established.

(w) Exceptional Items

Exceptional items are disclosed separately in the financial statements where it is necessary to do so to provide further understanding of the financial performance of the Company. These are material items of income or expense that have to be shown separately due to the significance of their nature or amount.

(x) Events after the reporting period

Adjusting events are events that provide further evidence of conditions that existed at the end of the reporting period. The financial statements are adjusted for such events before authorisation for issue.

Non-adjusting events are events that are indicative of conditions that arose after the end of the reporting period. Non-adjusting events after the reporting date are not accounted but disclosed.



Notes forming part of consolidated financial statements (Contd.)

(y) Significant accounting estimates, judgements and assumptions

The preparation of the group's financial statements in conformity with Ind AS requires management to make judgements, estimates and assumptions that affect the reported amounts of revenues, expenses, assets and liabilities and the accompanying disclosures, and the disclosure of contingent liabilities. Uncertainty about these assumptions and estimates could result in outcomes that require a material adjustment to the carrying amount of assets or liabilities affected in future periods. The estimates and associated assumptions are based on historical experience and various other factors that are believed to be reasonable under the circumstances existing when the financial statements were prepared. The estimates and underlying assumptions are reviewed on an ongoing basis. Revision to accounting estimates is recognised in the year in which the estimates are revised and in any future year affected.

In the process of applying the group's accounting policies, management has made the following judgements which have significant effect on the amounts recognised in the financial statements:

- i. **Useful lives of property, plant and equipment:** Determination of the estimated useful life of tangible assets and the assessment as to which components of the cost may be capitalised. Useful life of tangible assets is based on the life specified in Schedule II of the Act and also as per management estimate for certain category of assets. Assumption also needs to be made, when group assesses, whether an asset may be capitalised and which components of the cost of the assets may be capitalised.
- ii. **Use of significant judgements in revenue recognition:** The Company's contracts with customers could include promises to transfer multiple products and services to a customer. The Company assesses the products / services promised in a contract and identifies distinct performance obligations in the contract. Identification of distinct performance obligation involves judgement to determine the deliverables and the ability of the customer to benefit independently from such deliverables.

The Company exercises judgement in determining whether the performance obligation is satisfied at a point in time or over a period of time. The Company considers indicators such as how customer consumes benefits as services are rendered or who controls the asset as it is being created or existence of enforceable right to payment for performance to date and alternate use of such product or service, transfer of significant risks and rewards to the customer, acceptance of delivery by the customer, etc.

Judgement is also required to determine the transaction price for the contract. The transaction price could be either a fixed amount of customer consideration or variable consideration with elements such as volume discounts, service level credits, performance bonuses, price concessions and incentives. The transaction price is also adjusted for the effects of the time value of money if the contract includes a significant financing component. Any consideration payable to the customer is adjusted to the transaction price, unless it is a payment for a distinct product or service from the customer.

Revenue from Engineering Contracts is recognised using percentage-of-completion method. The Company uses judgement to estimate the future cost-to-completion of the contracts which is used to determine the degree of completion of the performance obligation.

- iii. **Fair value measurement of financial instruments:** When the fair values of financial assets and financial liabilities recorded in the balance sheet cannot be measured based on quoted prices in active markets, their fair value is measured using appropriate valuation techniques. The inputs for these valuations are taken from observable sources where possible, but where this is not feasible, a degree of judgement is required in establishing fair values. Judgements include considerations of various inputs including liquidity risk, credit risk, volatility etc. Changes in assumptions/ judgements about these factors could affect the reported fair value of financial instruments.
- iv. **Defined benefit plan:** The cost of the defined benefit gratuity plan and the present value of the gratuity obligation are determined using actuarial valuations. An actuarial valuation involves making various assumptions that may differ from actual developments in the future. These include the determination of the discount rate, future salary increases and mortality rates. Due to the complexities involved in the valuation and its long term nature, a defined benefit obligation is highly sensitive to changes in these assumptions. All assumptions are reviewed at each reporting date.
- v. **Allowances for uncollected accounts receivable and advances:** Trade receivables do not carry interest and are stated at their normal value as reduced by appropriate allowances for estimated irrecoverable amounts. Individual trade receivables are written off when management deems them not collectable. Impairment is made on the expected credit loss model, which are the present value of the cash shortfall over the expected life of the financial assets. The impairment provisions for financial assets are based on assumption about the risk of default and expected loss rates. Judgement in making these assumptions and selecting the inputs to the impairment calculation are based on past history, existing market condition as well as forward looking estimates at the end of each reporting period.

Notes forming part of consolidated financial statements (Contd.)

vi. Allowances for inventories: Management reviews the inventory age listing on a periodic basis. This review involves comparison of the carrying value of the aged inventory items with the respective net realizable value. The purpose is to ascertain whether an allowance is required to be made in the financial statements for any obsolete and slow-moving items. Management is satisfied that adequate allowance for obsolete and slow-moving inventories has been made in the financial statements.

vii. Impairment of non-financial assets: The Group assesses at each reporting date whether there is an indication that an asset may be impaired. If any indication exists, the Group estimates the asset's recoverable amount. An asset's recoverable amount is the higher of an asset's or Cash Generating Units ('CGU's) fair value less costs of disposal and its value in use. It is determined for an individual asset, unless the asset does not generate cash inflows that are largely independent of those from other assets or a group of assets. Where the carrying amount of an asset or CGU exceeds its recoverable amount, the asset is considered impaired and is written down to its recoverable amount.

In assessing value in use, the estimated future cash flows are discounted to their present value using pre-tax discount rate that reflects current market assessments of the time value of money and the risks specific to the asset. In determining fair value less costs of disposal, recent market transactions are taken into account, if no such transactions can be identified, an appropriate valuation model is used.

viii. Contingencies: Management judgement is required for estimating the possible outflow of resources, if any, in respect of contingencies / claim / litigation against Company as it is not possible to predict the outcome of pending matters with accuracy.

ix. Leases: The Group determines the lease term as the non-cancellable term of the lease, together with any periods covered by an option to extend the lease if it is reasonably certain to be exercised, or any periods covered by an option to terminate the lease, if it is reasonably certain not to be exercised. The Group has several lease contracts that include extension and termination options. The Group applies judgement in evaluating whether it is reasonably certain whether or not to exercise the option to renew or terminate the lease. That is, it considers all relevant factors that create an economic incentive for it to exercise either the renewal or termination. After the commencement date, the Group reassesses the lease term if there is a significant event or change in circumstances that is within its control and affects its ability to exercise or not to exercise the option to renew or to terminate (e.g., construction of significant leasehold improvements or significant customisation to the leased asset).

x. Provision for income tax and deferred tax assets: The Company's tax jurisdiction is India. Significant judgements are involved in estimating budgeted profits for the purpose of paying advance tax, determining the provision for income taxes, including amount expected to be paid/recovered for uncertain tax positions. A deferred tax asset is recognised to the extent that it is probable that future taxable profit will be available against which the deductible temporary differences and tax losses can be utilised. Deferred tax assets are recognised for unused tax losses to the extent that it is probable that taxable profit will be available against which the losses can be utilised. Significant management judgement is required to determine the amount of deferred tax assets that can be recognised, based upon the likely timing and the level of future taxable profits together with future tax planning strategies. Accordingly, the Company exercises its judgement to reassess the carrying amount of deferred tax assets at the end of each reporting period.

(z) Recent Indian Accounting Standards (Ind AS) issued not yet effective:

Ministry of Corporate Affairs ("MCA") notifies new standards or amendments to the existing standards under Companies (Indian Accounting Standards) Rules as issued from time to time. For the year ended March 31, 2024, MCA has not notified any new standards or amendments to the existing standards applicable to the Company.



Notes forming part of consolidated financial statements (Contd.)

Particulars	GROSS BLOCK				DEPRECIATION/AMORTISATION				NET BLOCK	
	As at 01st April, 2023	Additions/ Adjustments	Deductions/ Adjustments	As at 31st March, 2024	As at 01st April, 2023	Depreciation for the year	Deductions/ Adjustments	As at 31st March, 2024	As at 31st March, 2024	As at 31st March, 2024
i) Property Plant & Equipment										
Freehold Land	55.63	-	-	55.63	-	-	-	-	55.63	-
Railway Siding	13.82	-	-	13.82	13.01	0.06	-	13.07	0.75	-
Buildings and Roads	181.09	13.90	-	194.99	116.30	4.40	-	120.70	74.29	-
Plant and Machinery	1,338.71	29.59	5.12	1,363.18	1,008.32	42.65	4.34	1,046.63	316.55	-
Furniture, Fixtures, etc.	5.46	0.07	0.09	5.44	3.71	0.23	0.02	3.92	1.52	-
Office Machinery	7.78	0.56	0.10	8.24	5.56	0.45	0.12	5.89	2.35	-
Vehicles	1.45	-	0.04	1.41	0.83	0.12	0.04	0.91	0.50	-
Total	1,603.94	44.12	5.35	1,642.71	1,147.73	47.91	4.52	1,191.12	451.59	-
ii) Capital Work-in-Progress**										
iii) Intangible Assets										
Software	39.65	-	-	39.65	37.37	1.81	-	39.18	0.47	-
Goodwill	44.40	-	-	44.40	14.40	-	-	14.40	30.00	-
Total	84.05	-	-	84.05	51.77	1.81	-	53.58	30.47	-
Total (i) + (ii) + (iii)	1,687.99	44.12	5.35	1,726.76	1,199.50	49.72	4.52	1,244.70	516.21	-

Notes forming part of consolidated financial statements (Contd.)

Particulars	GROSS BLOCK						DEPRECIATION/AMORTISATION						NET BLOCK	
	As at 01st April, 2022	Additions/ Adjustments on conversion of JV into Subsidiary	Additions/ Adjustments	Deductions/ Adjustments	As at 31st March, 2023	As at 01st April, 2022	Additions/ Adjustments on conversion of JV into Subsidiary	Depreciation for the year	Deductions/ Adjustments	As at 31st March, 2023	As at 31st March, 2023	As at 31st March, 2023	As at 31st March, 2023	
i) Property, plant and equipment														
Freehold Land	75.33	-	8.00	27.70	55.63	-	-	-	-	-	-	55.63		
Railway Siding	13.82	-	-	-	13.82	12.01	-	1.00	-	13.01	-	0.81		
Buildings and Roads	186.50	1.26	7.49	14.16	181.09	114.20	1.08	4.80	3.80	116.30	-	64.79		
Plant and Machinery	1,270.13	31.59	50.36	13.37	1,338.71	958.71	19.50	43.38	13.27	1,008.32	-	330.39		
Furniture, Fixtures, etc.	4.85	-	0.83	0.22	5.46	3.65	-	0.21	0.15	3.71	-	1.75		
Office Machinery	6.12	0.49	1.27	0.10	7.78	4.86	0.49	0.29	0.08	5.56	-	2.22		
Vehicles	1.73	-	-	0.28	1.45	0.98	-	0.12	0.27	0.83	-	0.62		
Total	1,558.48	33.34	67.95	55.83	1,603.94	1,094.41	21.07	49.80	17.57	1,147.73		456.21		
ii) Capital Work-in-Progress													29.72	
iii) Intangible Assets														
Software	15.35	24.29	0.01	-	39.65	10.68	24.29	2.40	-	37.37	-	2.28		
Goodwill	14.40	2.77	27.23	-	44.40	14.40	-	-	-	14.40	-	30.00		
Total	29.75	27.06	27.24	-	84.05	25.08	24.29	2.40	-	51.77		32.28		
iv) Right of Use Assets														
Leasehold Land - Refer Note No. 39	15.68	-	-	15.68	-	0.56	-	0.18	0.74	-	-	-		
Total	15.68	-	-	15.68	-	0.56	-	0.18	0.74	-	-	-		
Total (i) + (ii) + (iii)+(iv)	1,603.91	60.40	95.19	71.51	1,687.99	1,120.05	45.36	52.38	18.31	1,199.50		518.21		

Other Notes :

- (i) Property, plant and equipment are free from any encumbrances.
- (ii) Refer to Note No. 38 for disclosure of contractual commitments for the acquisition of property, plant and equipment.
- (iii) Property Plant & Equipment include borrowing costs of Rs. 2.07 crore capitalised during the year (March 31, 2023 Rs. 0.74 crore), rate of capitalisation 8.75% (Previous Year 8.76%).
- (iv) Capital work in progress comprises of Property Plant & Equipment under construction and pre-operative expenses & interest pending allocation.
- (v) Gross Block of Buildings as at March 31, 2024 includes value of offices, residential flats and garages in co-operative societies/proposed co-operative societies/association of apartment owners aggregating Rs. 2.50 crore at cost (March 31, 2023 - Rs. 2.50 crore [including cost of shares in co-operative societies Rs.500 /- (March 31, 2023- Rs.500/-)]).
- (vi) The Company has not revalued any of its property, plant and equipment including right of use assets or intangible assets.
- (vii) The Company does not hold any Benami Property and does not have any proceedings initiated or pending for holding benami property under the Benami Transactions (Prohibitions) Act, 1988 and the rules made thereunder.
- (viii) All immovable properties are held in the name of the Company.



Notes forming part of consolidated financial statements (Contd.)

** (2) II PROPERTY PLANT & EQUIPMENT, CAPITAL WORK-IN-PROGRESS & INTANGIBLE ASSETS

a Ageing of CWIP as on 31st March 2024

(Rs. in crore)

CWIP	Amount in CWIP for a period of				Total
	Less than 1 Year	1 - 2 Years	2 - 3 Years	More than 3 Years	
Projects in Progress	17.75	5.21	0.23	0.14	23.33
Projects Temporarily suspended	-	-	-	10.82	10.82
Total	17.75	5.21	0.23	10.96	34.15

(Rs. in crore)

Particulars	
Projects which have exceeded their original timeline	11.97
Projects which have exceeded their original budget	1.53

b Details of Capital Work-in-Progress whose completion is overdue as compared to its original timeline as at 31st March 2024

(Rs. in crore)

Particulars	To be Completed in				Total
	Less than 1 Year	1 - 2 Years	2 - 3 Years	More than 3 Years	
Projects in Progress					
Projects - Kalwe Steel Plant	3.62	-	-	-	3.62
Projects - Hospet Steel Plant	8.35	-	-	-	8.35
Total Projects in Progress	11.97	-	-	-	11.97

(Rs. in crore)

Particulars	To be Completed in				Total
	Less than 1 Year	1 - 2 Years	2 - 3 Years	More than 3 Years	
Projects in Progress					
Projects - Kalwe Steel Plant	1.02	-	-	-	1.02
Total - Projects in Progress	0.51	-	-	-	0.51
Total	1.53	-	-	-	1.53

c Ageing of CWIP as on 31st March 2023

(Rs. in crore)

CWIP	Amount in CWIP for a period of				Total
	Less than 1 Year	1 - 2 Years	2 - 3 Years	More than 3 Years	
Projects in Progress	15.29	0.65	2.83	0.15	18.92
Projects Temporarily suspended	-	0.00	-	10.80	10.80
Total	15.29	0.65	2.83	10.95	29.72

(Rs. in crore)

Particulars	
Projects which have exceeded their original timeline	4.83
Projects which have exceeded their original budget	-

Notes forming part of consolidated financial statements (Contd.)

- d Details of Capital Work-in-Progress whose completion is overdue as compared to its original timeline as at 31st March 2023

(Rs. in crore)

Particulars	To be Completed in				Total
	Less than 1 Year	1 - 2 Years	2 - 3 Years	More than 3 Years	
Projects in Progress					
Projects - Kalwe Steel Plant	4.33	0.50	-	-	4.83
Total - Projects in Progress	4.33	0.50	-	-	4.83

- e Details of Capital Work-in-Progress which has exceeded its cost compared to its original budget as at 31st March 2023

There were no projects which exceeded their original budget as at March 31, 2023.

NOTE 3 A: INVESTMENTS IN JOINT VENTURES AND ASSOCIATES (EQUITY METHOD) - NON CURRENT

(Rs. in crore)

Particulars	As at 31st March, 2024	As at 31st March, 2023
Investments in Equity Instruments		
(A) Investments in Joint Ventures (Unquoted)		
(i) Mukand Sumi Metal Processing Limited		
-- (March 31, 2023: --) equity shares of Rs. 10/- each fully paid up	-	127.32
Opening Share of post acquisition accumulated Profit/(Loss)	-	-
Dividend	-	-
Share of Current Profit/(Loss)	-	(6.51)
Share of Other Comprehensive Income	-	-
Adjustment on account of Conversion in Subsidiary	-	(120.81)
	-	-
(ii) Hospet Steels Ltd.		
97,504 (March 31, 2023: 97,504) equity shares of Rs. 10/- each fully paid up	0.10	0.10
Share of post acquisition accumulated Profit/(Loss)	(0.10)	(0.10)
	-	-
Investment in Joint Ventures (A)	-	-
(B) Investments in Associates (Unquoted)		
(i) Stainless India Limited		
--(March 31, 2023: 66,78,600) equity shares of Rs. 10/- each fully paid up	-	13.68
Opening Share of post acquisition accumulated Profit/(Loss)	-	(13.68)
	-	-
(ii) Bombay Forgings Limited		
39,800 (March 31, 2023: 39,800) equity shares of Rs. 66.67/- each fully paid up	0.19	0.19
Opening Share of post acquisition accumulated Profit/(Loss)	(0.19)	(0.19)
	-	-
Investment in Associates (B)	-	-
Total investment in Joint Ventures and Associates (A + B)	-	-



Notes forming part of consolidated financial statements (Contd.)

NOTE 3 B: INVESTMENTS - NON-CURRENT

Particulars	(Rs. in crore)	
	As at 31st March, 2024	As at 31st March, 2023
A) Investment in Equity Instruments		
(i) Quoted investments carried at Fair value through Profit and Loss		
Bajaj Holdings & Investment Limited		
850 Equity Shares of Rs.10/- each, fully paid up	0.70	0.50
ICICI Bank Limited		
9,625 Equity Shares of Rs.2/- each, fully paid up	1.06	0.85
(ii) Unquoted investments carried at Fair value through Profit and Loss		
T P Samaksh Ltd		
13,000 (--) Equity Shares of Rs.10/- each, fully paid up	0.01	-
Amplus Phoenix Energy Pvt Ltd		
8,055,102 (--) Equity Shares of Rs. 10/- each, fully paid up	8.06	-
Investment aggregating to Rs.0.002 crore (March 2023 : 0.004 crore) is not disclosed above on the basis of materiality.		
Total Non Current Investments	9.83	1.35
Aggregate amount of quoted investments	1.76	1.35
Market Value of quoted investments	1.76	1.35
Aggregate amount of unquoted investments	8.07	-

NOTE 4: INVESTMENTS - CURRENT

Particulars	(Rs. in crore)	
	As at 31st March, 2024	As at 31st March, 2023
A) Investment in Equity Instruments-(Unquoted)		
(i) Mukand Sumi Special Steel Limited (MSSSL)		
- (March 31, 2023, 2,571,150) equity shares of Rs. 10/- each fully paid up	-	147.58
B) Investment in Mutual Funds		
(i) HDFC Mutual Fund		
(HDFC Overnight Fund DP - Growth -Units- 30,066.938)	-	10.01
	-	157.59

In the previous year, the demerger of cold finished alloy steel bars and wires business from Mukand Sumi Metal Processing Ltd. (MSMPL) to Mukand Sumi Special Steel Ltd. (MSSSL) has been approved by National Company Law Tribunal (NCLT), Mumbai Bench vide its order date June 30,2022. In accordance with the share exchange ratio approved under the Scheme, Company received 2,571,150 shares of MSSSL . After demerger, MSMPL continues to carry on the business of cold finished stainless steel bars and wires. Moreover, in terms of arrangement with Joint Venture partner–Sumitomo Corporation, Japan (SC), Company has purchased 13,377,000 shares of MSMPL from SC at a consideration of Rs.53.11 Crore and MSMPL has become a Wholly Owned Subsidiary of the Company with effect from 30th September 2022.

The Board at its meeting held on November 11,2022 approved the sale 25,71,150 equity shares (5.51%) of Rs.10 each of MSSSL (received during the previous year pursuant to Scheme of Demerger), to promoter group company(ies) at value not less than Rs. 574/- per share. During the year, the Company on May 02,2023 sold said shares to Jamnalal Sons Private Limited at Rs 574/- per share

Notes forming part of consolidated financial statements (Contd.)

NOTE 5: OTHERS FINANCIAL ASSETS - NON CURRENT

Particulars	(Rs. in crore)	
	As at 31st March, 2024	As at 31st March, 2023
Unsecured, considered good unless otherwise stated		
Security & Other Deposits	17.22	18.22
Others	0.09	0.21
Total	17.31	18.43

NOTE 6: DEFERRED TAX ASSETS/LIABILITIES (NET)

Particulars	(Rs. in crore)								
	At April 01, 2022	Additions/ Adjustments on conversion of JV into Subsidiary	(Charged) / Credited to P & L	(Charged) / Credited to OCI	Reserve	At March 31, 2023	(Charged) / Credited to P & L	(Charged) / Credited to OCI	At March 31, 2024
Provision for Employee benefits	8.40		1.67	0.07	-	10.14	1.81	2.18	14.13
Taxes and duties	0.12		0.08	-	-	0.20	(0.20)	-	-
Provision for doubtful debts	22.71		19.70	-	-	42.41	(19.65)	-	22.76
Unabsorbed depreciation / Business Loss	144.01		(31.79)	-	(28.34)	83.88	(12.83)	-	71.05
Difference between book depreciation and tax depreciation	(53.22)		7.61	-	-	(45.61)	-	-	(45.61)
Effect of measurement of Financial Instruments	(14.99)		4.61	(1.22)	-	(11.60)	8.20	1.16	(2.24)
Others	0.64		(0.64)	-	-	0.00	(0.31)	-	(0.31)
Effect of Deferred Tax on CFS adjustments	(15.45)	2.71	2.26	1.82	-	(8.66)	(1.15)	(1.16)	(10.97)
Total	92.22	2.71	3.50	0.67	(28.34)	70.76	(24.13)	2.18	48.81

NOTE 7: INCOME TAX ASSETS (NET)

Particulars	(Rs. in crore)	
	As at 31st March, 2024	As at 31st March, 2023
Advance Payment of Taxes	85.07	83.23
Less: Provision for tax	(37.43)	(37.43)
Total (net)	47.64	45.80

NOTE 8: OTHER NON-CURRENT ASSETS

Particulars	(Rs. in crore)	
	As at 31st March, 2024	As at 31st March, 2023
Unsecured, considered good unless otherwise specified		
Balance with Government Authorities*	9.18	19.03
Capital Advances	15.40	15.07
Total	24.58	34.10

* Includes National Savings Certificates of the cost of Rs 44,000/- (31st March 2023 : Rs. 44,000/-) deposited with government departments.

The Group has not given any advances to directors or other officers of the Company or any of them either severally or jointly with any other persons or advances to firms or private companies respectively in which any director is a partner or a director or a member.

In the opinion of the Board of Directors, all items of 'Current Assets, Loans and Advances', continue to have a realizable value of at least the amounts at which they are stated in the Balance Sheet, unless otherwise stated.



Notes forming part of consolidated financial statements (Contd.)

NOTE 9: INVENTORIES

(Rs. in crore)

Particulars	As at 31st March, 2024	As at 31st March, 2023
Raw Materials	601.94	609.51
Work-in-progress	226.12	198.41
Finished goods	656.59	636.26
Stores, Spares, Components and Engineering Construction Materials	85.86	84.13
Loose Tools	0.13	0.28
Contracts in Progress	17.02	18.14
Fuel	2.46	2.62
Total	1,590.12	1,549.35
Included in inventories - goods in transit as follows :		
Raw materials	51.04	104.31
Stores, Spares, Components and Engineering Construction Materials	3.12	7.61
Work-in-progress	14.10	8.27
Finished goods	32.61	23.60
Total	100.87	143.79

Note (i): Inventories stated above are free from any encumbrances.

(ii): Amounts recognised in Statement of Profit and loss:

Write-down of Stores & Spares to net realisable value amounted to Rs. NIL crore (31-Mar-23 - Rs. 0.16 crore). These were recognised as an expense during the year and included in the Statement of Profit and Loss.

NOTE 10: TRADE RECEIVABLES

(Rs. in crore)

Particulars	As at 31st March, 2024	As at 31st March, 2023
Unsecured, considered good, unless otherwise specified		
Considered Good	532.99	462.91
Considered doubtful	54.08	52.06
Less : Provision for Expected Credit loss	(54.08)	(52.06)
	532.99	462.91

Note(a): No trade or other receivable are due from Directors or other officers of the Group either severally or jointly with any other person. Further no trade or other receivable are due from firms or private companies respectively in which any Director is a partner, or Director or member.

(b): Mukand Ltd in previous years executed road construction projects in the state of Uttar Pradesh with National Highway Authority of India (NHAI) along with Centrodorstroy (CDS), Russia. The net receivables on this account is now at Rs.10.17 Crore as at 31st March 2024 as against Rs.10.23 Crore as at 31st March 2023. In the opinion of the Management, the balance net receivables would be realized from CDS in due course.

(c): The Company's exposure to credit risk and loss allowances related to trade receivables are disclosed in Note No. 47.

(d): Receivables are free from any encumbrances.

(e): For receivables due from related parties, refer Note No. 42

NOTE 11: CASH AND CASH EQUIVALENTS

(Rs. in crore)

Particulars	As at 31st March, 2024	As at 31st March, 2023
Balances with banks in current accounts	50.10	36.80
Balances in cash credit accounts	0.88	2.53
Cash on hand	0.03	0.03
	51.01	39.36

Notes forming part of consolidated financial statements (Contd.)

There are no restrictions with regards to bank balances as at the end of the reporting period and prior periods.

NOTE 12: OTHER BANK BALANCES

(Rs. in crore)

Particulars	As at 31st March, 2024	As at 31st March, 2023
Balances with banks in		
Preference Share Redemption Account	0.17	0.17
Unpaid dividend Accounts	0.30	0.14
In Margin Money Accounts *	1.73	2.12
Total	2.20	2.43

*under lien with banks

NOTE 13: LOANS - CURRENT

(Rs. in crore)

Particulars	As at 31st March, 2024	As at 31st March, 2023
Unsecured, considered good unless otherwise specified		
Loans to Others	55.14	75.58
Less : Provision for expected credit loss	(24.09)	(25.01)
Total	31.05	50.57

Note(a): No loans are due from Directors or other officers of the Group or any of them either severally or jointly with any other person or amounts due by firms or private companies respectively in which any Director is a partner or a Director or a member.

- (b) In the previous year, provision for diminution in investments is made and trade receivable/ advances due is written off aggregating to Rs 15.38 crores (net off expected credit loss).
- (c) Please refer Note No. 47 for Financial risk disclosure
- (d) For details of loans given to related parties, please refer Note No. 42
- (e) The Group have not advanced or loaned or invested funds to any other person(s) or entity(ies), including foreign entities (Intermediaries) with the understanding that the Intermediary shall:
 - (i) directly or indirectly lend or invest in other persons or entities identified in any manner whatsoever by or on behalf of the Group (Ultimate Beneficiaries) or
 - (ii) provide any guarantee, security or the like to or on behalf of the Ultimate Beneficiaries.
- (f) The Group have not received any fund from any person(s) or entity(ies), including foreign entities (Funding Party) with the understanding (whether recorded in writing or otherwise) that the Group shall:
 - (i) directly or indirectly lend or invest in other persons or entities identified in any manner whatsoever by or on behalf of the Funding Party (Ultimate Beneficiaries) or
 - (ii) provide any guarantee, security or the like on behalf of the Ultimate Beneficiaries.
- (g) There are no loans or advances in the nature of loans granted to Promoters, Directors, KMP's and their related parties (as defined under Companies Act, 2013) either severally or jointly with any other person, that are :
 - (i) repayable on demand; or
 - (ii) without specifying any terms or period of repayment.



Notes forming part of consolidated financial statements (Contd.)

NOTE 14: OTHER FINANCIAL ASSETS - CURRENT

(Rs. in crore)

Particulars	As at 31st March, 2024	As at 31st March, 2023
Unsecured, considered good unless otherwise stated		
Unbilled Revenue	57.73	98.17
Less : Provision for expected credit loss	(6.36)	(26.02)
	51.37	72.15
Interest Receivable	3.41	6.69
Employee advances	0.02	-
Other Receivable	0.03	-
Deposits	-	0.09
Total	54.83	78.93

NOTE 15 A: OTHER CURRENT ASSETS

(Rs. in crore)

Particulars	As at 31st March, 2024	As at 31st March, 2023
Unsecured, considered good unless otherwise stated		
Advances to suppliers and others	71.62	136.04
Less : Provision for Expected Credit Loss	-	(40.00)
	71.62	96.04
Balances with Government authorities	19.18	28.76
Export Benefits	5.12	4.41
Others	0.50	-
Total	96.42	129.21

NOTE 15 B: ASSET HELD FOR SALE

(Rs. in crore)

Particulars	As at 31st March, 2024	As at 31st March, 2023
Land	21.58	17.15
Residential Flat	1.66	1.66
Total	23.24	18.81

NOTE 16: EQUITY SHARE CAPITAL

(a) Authorised & Issued Share capital:

(Rs. in crore)

Particulars	As at 31st March, 2024	As at 31st March, 2023
Authorised Share Capital	188.10	188.10
188,100,000 (Previous year 188,100,000) Equity Shares of Rs.10/- each	188.10	188.10
Issued Share Capital		
149,363,636 (146,273,934) Equity Shares of Rs.10/- each	149.36	146.27
3,089,702 shares issued pursuant to Scheme of Amalgamation#	-	3.09
Total issued share capital: 149,363,636 Equity Shares of Rs.10/- each*	149.36	149.36

Notes forming part of consolidated financial statements (Contd.)

* Includes

28,031 Equity Shares which have been kept in abeyance by the Stock Exchange Authorities;

17,645 Equity Shares which have been forfeited by the Company;

48,22,397 Equity shares which were issued as Right issue but not subscribed.

(b) Subscribed and paid capital

(Rs. in crore)

Particulars	As at	As at
	31st March, 2024	31st March, 2023
144,495,563 (141,405,861) Equity Shares of Rs.10/- each	144.51	141.41
3,089,702 shares issued pursuant to Scheme of Amalgamation#	-	3.09
Forfeited shares (amount originally paid up)	-	0.01
Total subscribed and fully paid-up share capital: 144,495,563 Equity Shares of Rs.10/- each*	144.51	144.51

(c) Reconciliation of number of equity shares

(Rs. in crore)

Particulars	31 March 2024		31 March 2023	
	Number	Amount	Number	Amount
Balance as at the beginning of the year	144,495,563	144.50	141,405,861	141.41
Add : Issued during the period	-	-	3,089,702	3.09
	-	-	-	-
Balance as at the end of the year	144,495,563	144.50	144,495,563	144.50

In accordance with the Scheme of Amalgamation, 30,89,702 equity shares having face value of Rs 10/- each have been allotted to the shareholders of erstwhile Mukand Engineers Limited on June 17, 2022.

(d) Rights, preferences and restrictions attached to shares

Mukand Ltd ('the Company') has only one class of equity share having a par value of Rs. 10/- per share. Each holder of equity share is entitled to one vote per share. The Company declares and pays dividend in Indian rupees in accordance with its dividend distribution policy.

The dividend proposed by the Board of Directors is subject to the approval of the shareholders in the ensuing Annual General Meeting, except in case of interim dividend. The Board of Directors in its meeting held on May 15, 2024 recommended a dividend on equity shares at Rs.2 per share for financial year 2023-24.

During the year ended 31 March 2024, the amount of dividend per share recognized as distribution to equity shareholders was Rs. 2 per share - as recommended by the Board of Directors in its meeting held on May 16, 2023 and approved by the Shareholders at its meeting held on August 11, 2023.

The Dividend paid for the previous year and proposed for the current year is in compliance with Section 123 of the Act.

In the event of liquidation of the company, the holders of equity shares will be entitled to receive remaining assets of the company, after distribution of all preferential amounts. The distribution will be in proportion to the number of equity shares held by the shareholders.

e. Details of shareholders holding more than 5% shares in the Company

Particulars	31 March 2024		31 March 2023	
	No. of Shares	% of holding	No. of Shares	% of holding
Jamnallal Sons Pvt. Ltd.	28,780,252	19.92	28,780,252	19.92
Baroda Industries Pvt. Ltd.	18,336,482	12.69	17,836,482	12.34
Bachhraj & Company Pvt. Ltd.	14,956,818	10.35	14,956,818	10.35
Bajaj Sevashram Pvt. Ltd.	13,893,343	9.62	13,893,343	9.62
Niraj Bajaj	11,945,461	8.27	11,945,461	8.27
Bajaj Holdings & Investments Ltd.	8,134,333	5.63	8,134,333	5.63



Notes forming part of consolidated financial statements (Contd.)

(f) Details of Promoters/Promoter Group Shareholding

Particulars	31 March 2024		31 March 2023	
	Total nos. shares held	% of holding	Total nos. shares held	% of holding
A Companies				
Jamnallal Sons Pvt Ltd	28,780,252	19.92	28,780,252	19.92
Baroda Industries Pvt Ltd	18,336,482	12.69	17,836,482	12.34
Bachhraj & Co Pvt Ltd	14,956,818	10.35	14,956,818	10.35
Bajaj Sevashram Pvt Ltd	13,893,343	9.62	13,893,343	9.62
Bajaj Holdings & Investment Ltd	8,134,333	5.63	8,134,333	5.63
Bachhraj Factories Pvt Ltd	7,016,015	4.86	7,016,015	4.86
Sanraj Nayan Investments Pvt Ltd	2,244,898	1.55	2,244,898	1.55
Niraj Holdings Pvt Ltd	151,384	0.10	8,000	0.01
Kamalnayan Investment & Trading Pvt Ltd	7,000		7,000	
Madhur Securities Pvt Ltd	7,000		7,000	
Rahul Securities Pvt Ltd	7,000		7,000	
Rupa Equities Private Limited	7,000		7,000	
Shekhar Holdings Pvt Ltd	7,000		7,000	
Sidya Investments Ltd	6,692		6,692	
Sub-Total (A)	93,555,217	64.75	92,911,833	64.30
B Trust				
Madhur Bajaj (A/c. Nimisha Bajaj Family Trust)	238,711	0.17	238,711	0.17
Kumud Bajaj (A/c. Neelima Bajaj Family Trust)	238,711	0.17	238,711	0.17
Sanjivnayan Bajaj (A/c Siddhant Family Trust)	143,384	0.10	143,384	0.10
Sanjivnayan Bajaj (A/c Sanjali Family Trust)	143,384	0.10	143,384	0.10
Kumud Bajaj (A/c. Madhur Nimisha Family Trust)	50,000	0.03	50,000	0.03
Madhur Bajaj (A/c. Kumud Neelima Family Trust)	50,000	0.03	50,000	0.03
Madhur Bajaj (A/c. Kumud Nimisha Family Trust)	50,000	0.03	50,000	0.03
Kumud Bajaj (Madhur Neelima Family Trust)	50,000	0.03	50,000	0.03
Niraj Bajaj (A/c Niravnayan Trust)	27,604	0.02	27,604	0.02
Sub-Total (B)	991,794	0.69	991,794	0.69
C Individuals/Hindu undivided Family				
Shri Niraj Bajaj	11,945,461	8.27	11,945,461	8.27
Shri Shekhar Bajaj	711,596	0.49	711,596	0.49
Smt Sunaina Kejriwal	288,137	0.20	288,137	0.20
Smt Minal Bajaj	199,404	0.14	199,404	0.14
Shri Rajivnayan Bajaj	-	-	143,384	0.10
Shri Sameer Narendra Shah*	105,836	0.07	105,836	0.07
Smt Kiran Bajaj	29,127	0.02	29,127	0.02
Smt. Pooja Bajaj	29,127	0.02	29,127	0.02
Vanraj Anant Bajaj	29,127	0.02	29,127	0.02
Shri Madhur Bajaj	20,462	0.01	20,462	0.01
Kumud Bajaj	19,711	0.01	19,711	0.01

Notes forming part of consolidated financial statements (Contd.)

(f) Details of Promoters/Promoter Group Shareholding

Particulars	31 March 2024		31 March 2023	
	Total nos. shares held	% of holding	Total nos. shares held	% of holding
Smt Anjana Viren Shah (Nee Anjana Munsif)	11,634	0.01	11,634	0.01
Smt Suman Jain	4,069		4,069	
Shri Sanjivnayan Bajaj	1,794		1,794	
Shri Niravnayan Bajaj	1,154		1,154	
Sub-Total (C)	13,396,639	9.27	13,540,023	9.37
Total A+B+C	107,943,650	74.70	107,443,650	74.36

* Shri. Narendrakumar J Shah deceased on July 7, 2023. Shareholding transferred to Shri. Sameer Narendra Shah

- (g) There are no shares reserved for issue under options and contracts / commitments for sale of shares/disinvestment.
- (h) There are no unpaid calls from any Director and officer.
- (i) As per records of the Company, including its register of shareholders / members and other declarations received from shareholders regarding beneficial interest, the above shareholding represents both legal and beneficial ownerships of shares.
- (j) There are no bonus shares issued nor any shares bought back during the period of five years immediately preceding the reporting date. In the Previous year Shares were allotted for consideration other than cash under the Scheme of Amalgamation

NOTE 17 : OTHER EQUITY

(Rs. in crore)

Particulars	Note	As at 31st March 2024	As at 31st March 2023
Capital Redemption Reserve	(i)	3.00	3.00
Securities Premium	(ii)	100.22	100.22
Foreign Exchange Fluctuation Reserve	(iii)	-	-
General Reserve	(iv)	173.43	173.43
Retained Earnings	(v)	501.87	428.07
Share of other comprehensive income of investments accounted for using the equity method	(vi)	2.20	2.20
Remeasurement of defined benefit obligation through Other Comprehensive Income	(vii)	(4.13)	2.35
Capital Reserve (Rs.47,439/-31 Mar 2023 Rs.47,439/-)			
Total		776.59	709.27

(i) Capital Redemption Reserve

Capital Redemption Reserve was created by the holding company for redemption of preference shares

(Rs. in crore)

Particulars	As at 31st March, 2024	As at 31st March 2023
Balance at the beginning of the year	3.00	3.00
Movement during the year	-	-
Balance at the end of the year	3.00	3.00



Notes forming part of consolidated financial statements (Contd.)

(ii) Securities Premium

Securities Premium is used to record premium on issue of shares. The reserve is utilised as per the provisions of the Companies Act, 2013.

Particulars	(Rs. in crore)	
	As at 31st March, 2024	As at 31st March 2023
Balance at the beginning of the year	100.22	100.22
Share Issue Expenses	-	-
Balance at the end of the year	100.22	100.22

(iii) Foreign Exchange Fluctuation Reserve

Exchange differences relating to the translation of the results and net assets of the Group's foreign operations from their functional currencies to the Group's presentation currency (i.e. Currency Units) are recognised directly in other comprehensive income and accumulated in the foreign currency translation reserve.

Particulars	(Rs. in crore)	
	As at 31st March, 2024	As at 31st March 2023
Balance at the beginning of the year	-	1.04
Movement during the year	-	0.04
Transfer to Other Reserve	-	(1.08)
Balance at the end of the year	-	-

(iv) General Reserve

General Reserve represents appropriations of retained earnings and are available for distribution to shareholders.

Particulars	(Rs. in crore)	
	As at 31st March, 2024	As at 31st March 2023
Balance at the beginning of the year	173.43	169.66
Adjustment arising out of consolidation	-	3.77
Balance at the end of the year	173.43	173.43

(v) Retained Earnings

Retained Earnings are the profits of the company earned till date net of appropriations.

Particulars	(Rs. in crore)	
	As at 31st March, 2024	As at 31st March 2023
Balance at the beginning of the year	428.07	245.37
Movement during the year	102.70	171.78
Other Adjustment	-	(28.55)
Transfer from Other Reserve	-	1.08
Dividend Paid	(28.90)	(21.67)
Adjustments arising out of Consolidation	-	60.06
Balance at the end of the year	501.87	428.07

(vi) Share of other comprehensive income of investments accounted for using the equity method

Particulars	(Rs. in crore)	
	As at 31st March, 2024	As at 31st March 2023
Balance at the beginning of the year	2.20	0.71
Other Comprehensive Income Net of Tax	3.45	-
Adjustment arising out of consolidation	(3.45)	1.49
Balance at the end of the year	2.20	2.20

Notes forming part of consolidated financial statements (Contd.)

(vii) Remeasurement of defined benefit obligation through Other Comprehensive Income

Particulars	(Rs. in crore)	
	As at 31st March, 2024	As at 31st March 2023
Balance at the beginning of the year	2.35	1.95
Movement during the year - OCI (net of taxes)	(6.48)	0.40
Balance at the end of the year	(4.13)	2.35

NOTE 18: NON-CURRENT BORROWINGS

Particulars	(Rs. in crore)	
	As at 31st March, 2024	As at 31st March 2023
Unsecured		
- From Banks	1,400.00	1,400.00
- Fixed deposit	27.50	42.92
Less : Transaction costs on borrowings	(0.04)	(0.16)
Fixed deposits (Net)	27.46	42.76
Preference Share Liability (Unsecured)		
5,626,320 8% Cumulative Redeemable Preference Shares of Rs. 10/- each fully paid up (Refer Note (i) below)	5.63	5.63
	5.63	5.63
Total	1,433.09	1,448.39

- (i) Company allotted 56,26,320, 8% Cumulative Redeemable Preference Shares (CRPS) of Rs. 10/- each on private placement basis to the following members belonging to the Promoter Group entities on 24th Sep 2019. Rs.10/- has been called up on these shares. These CRPS will be redeemed at Par in one or more installments. These CRPS shall have a maximum term of 20 years from the date of allotment and shall be redeemed at the option of the Company after expiry of 5 years from the date of allotment, but before expiry of 20th year from the date of allotment. In the event of liquidation of the Company before redemption, the holders of CRPS will have priority over equity shares in the payment of dividend and repayment of capital.

a Shareholders holding more than 5 % of 8% CRPS

8% CRPS of Rs. 10/- each, Rs.10/- fully paid up	31st March, 2024		31st March, 2023	
	No. of Shares	% holding in the class	No. of Shares	% holding in the class
Jamnalal Sons Pvt. Ltd.	2,813,160	50.00%	2,813,160	50.00%
Bachharaj & Company Pvt. Ltd.	2,813,160	50.00%	2,813,160	50.00%

b Shareholding of the Promoters in 8% CRPS is as shown above.

As per records of the company, including its register of shareholders / members and other declarations received from shareholders regarding beneficial interest, the above shareholding represents both legal and beneficial ownerships of shares.

- (ii) Unsecured Long Term Committed Loans of Rs. 1,400.00 crore availed from a Bank is repayable in one instalment on July 14, 2025. The interest rate on these loans is linked to 1 months / 3 months T-Bill + Spread. These loans are backed by guarantee of Rs. 1,750.00 crore given by Jamnalal Sons Private Limited (JSPL), a promoter group company.
- (iii) The Group has not defaulted in the payment of interest and installments of the loans as at 31st March 2024.
- (iv) The Company has created / modified the charges with the Registrar of Companies within the statutory period except in the two case where the charge is yet to be satisfied with Registrar of Companies, despite repayment of the loans. The Company is in the process of filing the charge satisfaction e-form with MCA.
- (v) The Board of Directors in its meeting held on May 15, 2024 recommended a dividend 8% on CRPS for financial year 2023-24. Since aforesaid CRPS has been classified as financial liability, the amount of dividend has been shown as finance cost.

During the year ended 31 March 2024, the amount of CRPS dividend recognized as distribution to CRPS holders was at 8% as recommended by the Board of Directors in its meeting held on May 16, 2023 and approved by the shareholders at its meeting held on August 11, 2023.

- (vi) For details of loans received from related parties, refer Note No. 42.



Notes forming part of consolidated financial statements (Contd.)

NOTE 19: OTHERS FINANCIAL LIABILITIES - NON CURRENT

(Rs. in crore)

Particulars	As at 31st March, 2024	As at 31st March 2023
Security Deposit	0.37	0.25
Total	0.37	0.25

NOTE 20: PROVISIONS - NON CURRENT

(Rs. in crore)

Particulars	As at 31st March, 2024	As at 31st March 2023
Provision for Employee Benefits (refer Note No. 44)	52.30	43.20
Provision for Others	-	20.00
Total	52.30	63.20

NOTE 21: BORROWINGS - CURRENT

(Rs. in crore)

Particulars	As at 31st March, 2024	As at 31st March 2023
Unsecured		
- Short Term Loans from Companies	40.02	56.23
- Current Maturities of Long Term Debt (Net of Transaction cost)	15.94	-
Total	55.96	56.23

The Group has not defaulted in the payment of interest and installments of the loans as at 31st March 2024.

NOTE 22: TRADE PAYABLES

(Rs. in crore)

Particulars	As at 31st March, 2024	As at 31st March 2023
Due to Micro and small enterprises	18.33	29.25
Other than Micro and small enterprises		
- Acceptances	0.07	0.14
- Other trade payables	421.35	506.79
Total	439.75	536.18

(a) For Payables to related parties, refer Note No. 42

(b) Disclosure in respect of creditors registered under Micro, Small and Medium Enterprises Development Act, 2006 (MSMEDA) is as under

(Rs. in crore)

Particulars	As at 31st March, 2024	As at 31st March 2023
The principal amount and the interest due thereon remaining unpaid to suppliers	18.33	29.25
Principal not due	-	-
Interest due thereon	-	-
Interest actually paid under section 16 of the MSMEDA	-	-
Amount of payment made to suppliers beyond the appointed day	-	-
Amount of interest due and payable for the period of delay in making payment (which have been paid and beyond the appointed day during the year) but without adding interest under MSMEDA	-	-
Amount of interest accrued and remaining unpaid	-	-

Notes forming part of consolidated financial statements (Contd.)

Particulars	As at 31st March, 2024	As at 31st March 2023
Amount of further interest remaining due and payable even in the succeeding years, until such dates when the interest dues above are actually paid to the small enterprise, for the purpose of disallowance of a deductible expenditure under MSMEDA	-	-

The disclosure above is based on the information available with Group regarding the status of the suppliers under the MSME.

NOTE: 23: OTHER CURRENT FINANCIAL LIABILITIES**(Rs. in crore)**

Particulars	As at 31st March, 2024	As at 31st March 2023
Interest accrued on borrowings	4.96	2.27
Unpaid dividend*	0.30	0.14
Unpaid maturity deposits*	0.05	0.12
Employee related liabilities	17.02	13.15
Creditors for capital goods	2.45	2.21
Others	0.91	26.76
Total	25.69	44.65

Please refer Note No. 42 for Related Party Transactions

* No amounts are due & outstanding to be credited to Investor Education & Protection Fund.

NOTE 24: OTHER CURRENT LIABILITIES**(Rs. in crore)**

Particulars	As at 31st March, 2024	As at 31st March 2023
Statutory Dues	2.37	2.29
Advances from customers	58.81	136.44
Other Liabilities	47.84	28.22
Total	109.02	166.95

Other liabilities includes Rs. 19.18 crore (Previous year Rs. Nil) advance towards Sale of Land and Rs. 1.50 crore (Previous year Rs. 1.50 crore) advance towards Sale of Residential Flat.

NOTE: 25: PROVISIONS - CURRENT**(Rs. in crore)**

Particulars	As at 31st March, 2024	As at 31st March 2023
Provision for Employee Benefits (refer Note No. 44)	7.48	6.55
Provision for Warranty Costs (refer note below)	1.58	1.63
Total	9.06	8.18

Note :

Provision is made for estimated warranty claims in respect of products sold which are still under warranty at the end of the reporting period. These claims are expected to be settled in the next financial year. Management estimates the provision based on historical warranty claim information and any recent trends that may suggest future claims could differ from historical amounts.



Notes forming part of consolidated financial statements (Contd.)

Particulars	(Rs. in crore)	
	As at 31st March, 2024	As at 31st March 2023
Opening Balance	1.63	1.34
Provision recognised during the year	6.05	1.63
Amount utilised during the year	(6.10)	(1.58)
Amount reversed/short provision during the year	-	0.24
Closing Balance	1.58	1.63

NOTE 26: REVENUE FROM OPERATIONS

Particulars	(Rs. in crore)	
	For the Year Ended 31st March, 2024	For the Year Ended 31st March, 2023
i) Revenue from Operations		
Sale of product and services		
Special Alloy Steel Products	1,850.66	2,195.64
Stainless Steel Products	2,710.27	2,820.00
Job Works & Others	373.21	392.75
Engineering Contracts - Refer Note (a) & (b) below	221.16	137.30
Sales is net of early payment discounts aggregating Rs. 0.65 crore (previous year Rs. 1.50 crore)		
A	5,155.30	5,545.69
ii) Other operating revenue		
Sale of Scrap and Sundries	9.94	5.61
Export Incentives	3.29	6.59
Insurance Claims etc.	0.42	0.30
Credit balances appropriated	0.02	0.02
Excess provisions written back (net)	0.36	0.21
Surplus on account of sale of assets	0.13	0.75
Other Miscellaneous receipts	5.35	8.43
B	19.51	21.91
Total Revenue from Operations (A + B)	5,174.81	5,567.60

(a) Disclosure regarding Income from Contracts of Industrial Machinery Division to which Indian Accounting Standard 115 applies :

Particulars	(Rs. in crore)	
	For the Year Ended 31st March, 2024	For the Year Ended 31st March, 2023
i) The amount of Contract revenue recognised as revenue during the year.	221.16	137.30
ii) The aggregate amount of costs incurred and recognised profits (less recognised losses) during the year.	204.50	208.82
iii) The amount of advances received (Gross)	37.22	46.83
iv) The amount of retentions (included in sundry debtors) (net balance)	63.25	74.35
v) Amount due from customers	86.04	57.40

Notes forming part of consolidated financial statements (Contd.)

(b) Disaggregation of Revenue:

(Rs. in crore)

Revenue based on geography	For the Year Ended 31st March, 2024	For the Year Ended 31st March, 2023
Domestic	4,795.59	5,057.65
Export	359.71	488.04
Total	5,155.30	5,545.69

Pending performance obligations on long term engineering contracts:

Revenue is recognized upon transfer of control of products or services to customers.

Mukand Limited has entered into long term contracts aggregating Rs. 553.70 crores (previous year Rs.523.98 crores) pertaining to the industrial machinery division. The pending performance obligation relating to these contracts aggregates to Rs. 289.01 crores (previous year Rs.326.42 crores) as at year end.

The management of Mukand Limited expects that 72.32% (previous year 82.75%) of the pending performance obligation amounting to Rs. 209.01 crores (previous year Rs. 270.10 crores) pertaining to these long term contracts will be recognised as revenue during the next reporting period with balance in future reporting periods thereafter.

NOTE 27: OTHER INCOME

(Rs. in crore)

Particulars	For the Year Ended 31st March, 2024	For the Year Ended 31st March, 2023
Rent received	1.40	1.28
Interest Received - From Customers/Banks/Others	7.21	12.44
Dividend Income	0.02	0.02
Net gains on Fair value changes/Disposal of Equity Instruments	1.85	18.57
Surplus on account of sale of Land/Residential Flat	-	552.11
Others	5.55	0.77
Total	16.03	585.19

NOTE 28: COST OF MATERIALS CONSUMED

(Rs. in crore)

Particulars	For the Year Ended 31st March, 2024	For the Year Ended 31st March, 2023
Opening Stock	425.10	413.55
Add : Purchase	3,523.40	3,967.97
Add/(Less) : Materials on loan/(sales) (net)	(2.28)	(2.20)
	3,946.22	4,379.32
Less : Closing stock	(550.90)	(425.10)
Total	3,395.32	3,954.22

NOTE 29 : CHANGES IN INVENTORIES OF WORK-IN-PROGRESS, FINISHED GOODS AND CONTRACTS IN PROGRESS

(Rs. in crore)

Particulars	For the Year Ended 31st March, 2024	For the Year Ended 31st March, 2023
Opening Stock	832.01	798.84
Less : Closing stock	(877.97)	(832.01)
Variation in stock	(45.96)	(33.17)
Net (increase)/decrease in stocks	(45.96)	(33.17)



Notes forming part of consolidated financial statements (Contd.)

NOTE 30: EMPLOYEE BENEFITS EXPENSE

(Rs. in crore)

Particulars	For the Year Ended 31st March, 2024	For the Year Ended 31st March, 2023
Salaries, Wages, Bonus, Compensation and Other Payments	183.18	166.55
Contribution towards Employees' State Insurance, Provident and Other Funds	18.79	23.28
Staff welfare expenses	17.04	14.92
Total	219.01	204.75

NOTE 31: FINANCE COSTS

(Rs. in crore)

Particulars	For the Year Ended 31st March, 2024	For the Year Ended 31st March, 2023
Interest cost on financial liabilities measured at amortized cost	132.78	176.94
Less : Interest capitalised	(2.07)	(0.74)
Other Borrowing Costs	0.76	0.77
Total	131.47	176.97

NOTE 32: DEPRECIATION AND AMORTISATION EXPENSE

(Rs. in crore)

Particulars	For the Year Ended 31st March, 2024	For the Year Ended 31st March, 2023
Depreciation of property, plant and equipment	47.91	49.80
Amortisation of intangible assets	1.81	2.40
Depreciation - Right of Use Assets	-	0.18
Total	49.72	52.38

NOTE 33: OTHER EXPENSES

(Rs. in crore)

Particulars	For the Year Ended 31st March, 2024	For the Year Ended 31st March, 2023
Stores, Spares, Components, Tools, etc. consumed	659.84	724.59
Power and Fuel consumed	308.66	308.68
Machining and Processing charges	226.97	231.46
Sub-contracting expenses	69.97	69.25
Other Manufacturing expenses	34.03	45.35
Rent (net)	1.45	1.61
Repairs to:		
- Buildings	1.61	11.31
- Plant and Machinery	18.63	18.56
- Other assets	5.31	4.51
Rates and Taxes	3.86	4.87
Insurance	3.84	4.13
Commission	10.65	12.31
Freight, Forwarding and Warehousing (net)	7.45	10.53
Directors' Fees and Travelling Expenses	0.39	0.42
Bad Debts, debit balances and claims written off	-	15.18

Notes forming part of consolidated financial statements (Contd.)

NOTE 33: OTHER EXPENSES

(Rs. in crore)

Particulars	For the Year Ended 31st March, 2024	For the Year Ended 31st March, 2023
Fair value loss on investments	-	0.20
Provision for Expected Credit Loss	(57.74)	80.97
Loss on assets sold	-	11.67
Loss on assets discarded / impaired	0.60	0.05
Loss/(Gain) on variation in foreign exchange rates (net)	(3.65)	(16.74)
Miscellaneous Expenses	22.83	80.68
Total	1,314.70	1,619.58

NOTE 34: INCOME TAX EXPENSES

(Rs. in crore)

Reconciliation of Tax Expense and accounting profit multiplied by India's Tax rate :

Particulars	For the Year Ended 31st March, 2024	For the Year Ended 31st March, 2023
Profit before Tax	126.83	178.78
Applicable Tax Rate	25.17%	25.17%
Tax Expense as per applicable tax rate	31.92	45.00
Tax effect of :		
Permanent disallowances	-	-
Short provision for tax in respect of earlier years	-	(3.99)
Others	(56.05)	(41.50)
Total Tax expenses	(24.13)	(0.49)
Tax expenses recognised in Statement of Profit or Loss	(24.13)	(0.49)

NOTE 35: EARNINGS PER SHARE

(Rs. in crore)

Particulars	For the Year Ended 31st March, 2024	For the Year Ended 31st March, 2023
Profit attributable to the equity holders of the company (A) (Rs. in crore)	102.70	171.78
Weighted average number of shares for Basic EPS (B)	144,495,563	144,495,563
Adjustments for calculation of Diluted EPS (C)	-	-
Weighted average number of shares for Diluted EPS (D= B+C)	144,495,563	144,495,563
(a) Basic EPS in Rs.	7.11	11.89
(b) Diluted EPS in Rs.	7.11	11.89

NOTE 36: CAPITAL MANAGEMENT

The primary objective of the Company's capital management is to ensure that it maintains an efficient capital structure and maximize shareholder value.

The Company manages its capital structure and makes adjustments in light of changes in economic conditions, annual operating plans, long term and other strategic investment plans. In order to maintain or adjust the capital structure, the Company may adjust the amount of dividends paid to shareholders or issue new shares. No changes were made in the objectives, policies or processes for managing capital during the year ended March 31, 2024 and March 31, 2023.

The Company monitors capital using a ratio of 'adjusted net debt' to 'equity'. For this purpose, adjusted net debt is defined as total liabilities, comprising interest-bearing loans and borrowings less cash and cash equivalents & Current Investments. Equity comprises all components of equity including share premium and all other equity reserves attributable to the equity share holders.



Notes forming part of consolidated financial statements (Contd.)

The Company's adjusted net debt to equity ratio at March 31, 2024 is as follows:

Particulars	Rs. in crore	
	As at 31st March, 2024	As at 31st March, 2023
Borrowings		
Long term and Short term borrowings	1,489.10	1,504.74
Less: Cash and Bank balances	(51.01)	(39.36)
Less: Current Investments	-	157.59
Adjusted net debt	1,438.09	1,622.97
Total Equity	921.10	853.78
Adjusted net debt to adjusted equity ratio	1.56	1.90

NOTE 37: CONTINGENT LIABILITIES NOT PROVIDED FOR

Particulars	Rs. in crore	
	As at 31st March, 2024	As at 31st March, 2023
i) Disputed matters in appeal/contested in respect of:		
Income Tax	4.50	4.50
Excise Duty, Customs Duty, etc.	1.69	8.74
Sales Tax, Works Contract Tax etc. **	7.85	7.85
Other matters	124.66	96.73
** In the matter of certain ex-parte assessments completed by Commercial Tax Officer in the State of Uttar Pradesh, Mukand Ltd is advised that liability, if any, that may arise will be determined after the matter is remanded to the Assessing Officer and on completion of reassessment proceedings and therefore, the same is not included herein.		
ii) Claims against Mukand Ltd not acknowledged as debt as these are disputed and pending disposal at various fora. For items (i) & (ii) above The Company has taken legal and other steps to protect its interest in respect of these matters, which is based on legal advice and/or precedents in its own/other cases. It is not possible to make any further determination of the liability which may arise in these matters.	56.52	11.77
iii) Guarantees and Counter guarantees given by Mukand Ltd :	112.27	359.68
iv) Bonds / Undertakings given by Mukand Ltd under concessional duty/ exemption to Customs / Excise Authorities (Net of redemption applied for)	0.66	0.66
v) Share in contingent Liabilities of Associates	-	0.29
vi) Demand for Annual Bonus for the financial years 1995-96 to 2006-07 by Staff and Officers' Association is pending at different stages in proceedings under The Industrial Disputes Act, 1947. Bulk of these employees are statutorily not covered by The Payment of Bonus Act, 1965 and many of the employees are also not covered by The Industrial Disputes Act, 1947. Liability arising there from cannot therefore be determined at present.		
vii) Government of Maharashtra had served a Demand Notice on the Company for payment of electricity duty for power generated during the period 01.04.2000 to 30.04.2005 and penal interest thereon in Company's Captive Power Plant amounting to Rs.14.27 crore. The Writ Petition filed by the Company was disposed by the Hon'ble Bombay High Court on 7th November, 2009 quashing the said Demand Notice. Government of Maharashtra has however, filed an appeal in the Supreme Court of India against the aforesaid judgment of High Court.		
viii) A claim towards difference in price of calibrated iron ore for the period 1st April, 2006 to 28th February, 2007 amounting to Rs.33.07 crore has been raised by a supplier in March 2007. The Company has been legally advised that the supplier cannot seek this price revision under a concluded agreement and hence no provision is made in the Accounts for the same. The issue along with method of review and re-fixing of price of calibrated iron ore effective on 1st of April each year in terms of agreement is referred to an arbitral tribunal whose award was pronounced on 28th February 2014. In terms of the said award, the supplier is directed to re-compute amount payable by the Company. The supplier has revised the claim amount in December 2020 to Rs. 19.71 Crores. Moreover, the said supplier has also increased the price of calibrated iron ore w.e.f. 1st April, 2007 and thereafter w.e.f. 1st April, every year. This issue too was settled by the aforesaid arbitral tribunal. However, pending such determination of final price, the supplier has raised invoices at an ad-hoc interim mutually agreed price on the marketing contractor who in turn, has billed the Company at the same price and the liability, has been fully accounted for. An appeal preferred for challenging the said arbitration award was rejected by the City Civil Court in January 2019. The marketing contractor has gone in appeal against the decision of the City Civil Court before the High Court of Karnataka. The appeal is pending disposal.		

Notes forming part of consolidated financial statements (Contd.)

NOTE 38 : COMMITMENTS

(Rs. in crore)

Particulars	As at 31st March, 2024	As at 31st March, 2023
Estimated amount of contracts remaining to be executed on capital account and not provided for (net of advances)	52.42	7.41

NOTE 39 (A) : LEASES

As Lessee:

Future Rental obligations in respect of premises taken on operating Lease:

(Rs. in crore)

Particulars	As at 31st March, 2024	As at 31st March, 2023
i. For a period not later than one year	0.54	0.68
ii. For a period later than one year but not later than five years	0.01	-
iii. For a period later than five years	-	-
Total	0.55	0.68

Lease rentals charged to revenue for the current year Rs. 1.45 crore (Previous Year Rs. 1.61 crore).

These premises comprise residential flats, office premises and warehouses. The agreements for lease are executed for tenure of 11 to 60 months with a provision for renewal and termination by either party giving a prior notice of 1 to 3 months.

As Lessor:

Future Rental income in respect of premises/ plot of land given on lease – Operating Lease.

(Rs. in crore)

Particulars	As at 31st March, 2024	As at 31st March, 2023
i. For a period not later than one year	1.55	0.45
ii. For a period later than one year but not later than five years	0.95	0.60
iii. For a period later than five years	-	-
	2.50	1.05

These premises comprise office premises and a residential flat given on lease for tenure of two/five years with a provision for renewal in case of office premises.

NOTE 39 (B) : LEASES

The Company has recognised and measured the Right of Use (ROU) asset and lease liability over the lease period. The Company elected to use the recognition exemptions for lease contracts that, at the commencement date, have a lease term of 12 months or less and do not contain a purchase option (short-term leases), and lease contracts for which the underlying asset is of low value (low-value assets).

- 1 Following is carrying value of right of use assets recognised on date of transition and the movements thereof during the year ended March 31, 2023

(Rs. in crore)

Particulars	ROU Assets
	Leasehold Land
Balance as at April 1, 2022	15.12
Additions during the year	
Deletion during the year	(14.94)
Depreciation on ROU (Refer Note No. 32)	(0.18)
Balance as at March 31, 2023	0.00



Notes forming part of consolidated financial statements (Contd.)

NOTE 40 : There are no financial instruments which are offset, or subject to enforceable master netting arrangements and other similar agreements but not offset, as at the reporting date.

NOTE 41 : STATEMENT OF VOTING POWER OF MUKAND LIMITED IN SUBSIDIARIES, STEPDOWN SUBSIDIARIES, JOINT VENTURES AND ASSOCIATES:

Sr. No.	Name of the Company	Nature of relationship	Country of Incorporation	Principal Activity	Proportion of voting power as at	
					31-Mar-24	31-Mar-23
1	Mukand Sumi Metal Processing Ltd. (MSMPL)	Subsidiary	India	Manufacturing of Cold finished, Bars/Rods	100%	100%
2	Mukand Heavy Engineering Limited(MHEL)	Subsidiary	India	Industrial Machinery	99.90%	-
3	Hospet Steels Ltd.(HSL)	Joint Venture	India	Management Company	39.00%	39.00%
4	Bombay Forgings Ltd.(BFL)	Associate	India	Manufacturing of Steel Forging	33.17%	33.17%
5	Stainless India Ltd.(SIL)^ (upto 07 -12-2023)	Associate	India	Manufacturing of stainless steel products	-	48.30%

^ SIL has ceased operation w.e.f. 27-10-2008.

NOTE 42: RELATED PARTY DISCLOSURES

(a) Relationship :

(i) Associates :

Bombay Forgings Ltd. (BFL), Stainless India Ltd (SIL) upto 07.12.2023

(ii) Joint Ventures :

Hospet Steels Ltd. (HSL), Mukand Sumi Metal Processing Ltd (MSMPL) JV till 29.09.2022

(iii) Key Management Personnel

Niraj Bajaj, Prakash Vasantlal Mehta , Sankaran Radhakrishnan , Bharti Ram Gandhi, Amit Yadav, A M Kulkarni, Nirav Bajaj & Other KMPs, Relatives of a Director/ Other KMPs.

(iv) Other related parties where significant influence exists or where the related party has significant influence on the Company :

Kalyani Mukand Ltd. , Jamnalal Sons Pvt. Ltd. (JSPL) , Baroda Industries Pvt. Ltd., Sidya Investment Ltd, Bachhraj & Company Pvt. Ltd , Bachhraj Factories Pvt. Ltd, Mukand Sumi Special Steel Ltd, Bajaj Sevashram Pvt. Ltd, Kamalnayan Investment & Trading Pvt Limited , Rahul Securities Pvt. Ltd, Niraj Holding Pvt. Ltd, Madhur Securities Pvt. Ltd, Shekhar Holding Pvt. Ltd, Malvi Ranchodas & Co., Bajaj Allianz General Insurance Co Ltd. Hind Musafir Agency Ltd, Bajaj Finserv Ltd, Hindustan Housing Co. Ltd, Other Promoter group (refer note 16)

(v) The Company holds more than 20% in T P Samaksh Limited . However, the Company does not exercise significant influence or control on decisions of the investees. Hence, they are not being construed as associate companies. These investments are included in "Note 3A: Investments" under Investment measured at fair value through Profit & Loss account in the financial statements.

Notes forming part of consolidated financial statements (Contd.)

(b) (i) Details of transactions with the related parties referred in (a) above :

(Rs. in crore)

Sr. No.	Nature of transactions	a (i) above	a (ii) above	a (iii) above	a (iv) above	Total
1	Purchase of Goods		-	-	41.39	41.39
			30.15	-	39.06	69.21
2	Sale of Goods	-	-	-	1,825.71	1,825.71
			284.29	-	2,185.14	2,469.43
3	Purchase of Fixed Assets	-	-	-	1.00	1.00
		-	-	-	24.00	24.00
4	Sale of Investments	-	-	-	147.58	147.58
		-	-	-	-	-
5	Services Received		70.94	-	22.74	93.68
			70.06	-	29.57	99.63
6	Services Rendered		-	-	145.58	145.58
			54.57	-	136.27	190.84
7	Remuneration/Sitting Fees to MDs/Directors and KMPs	-	-	6.70	-	6.70
		-	-	5.54	-	5.54
8	Interest Paid		-	-	0.99	0.99
					70.63	70.63
9	Interest Received		-	-	0.12	0.12
					1.31	1.31
10	Shares Received on Demerger	-	-	-	-	-
		-	-	-	147.58	147.58
11	Finance taken including equity / (re-payment of loans & advances) - Net	-	-	-	-	-
		-	-	-	(929.47)	(929.47)
12	Preference / Equity Dividend Paid	-	-	4.54	17.05	21.59
		-	-	2.17	12.90	15.07
13	Share allotment on account of Merger (paid up value)					
				0.16	0.63	0.79
14	Finance given including equity / (re-payment of loans & advances) - Net	0.18	-	-	-	0.18
		2.79	-	-	-	2.79
15	Investment in Mutual Fund				82.00	82.00
						-
16	Redemption (including Gain) of Mutual Fund				82.14	82.14
						-
17	Deposit received from Bajaj Finserv Asset Management Company Ltd.				0.12	0.12
						-
18	Guarantee given/(adjusted) by the Company	-	-	-	(247.41)	(247.41)
		-	-	-	(96.09)	(96.09)
19	Guarantee given to the Company's Banker(net)	-	-	-	-	-
		-	-	-	(250.00)	(250.00)
20	Balances at the close of the period					
	i) Amount Receivable (Net off ECL/amount written off)				48.48	48.48
		-	-	-	35.06	35.06
	ii) Amount Payable		9.69	0.15	15.34	25.18
		-	11.67	0.14	3.30	15.11
	iii) Amount Receivable in respect of loans & advances	0.24	-	-	-	0.24
		-	-	-	28.33	28.33
	iv) Amount Payable in respect of loans & advances			-	-	-
			-	-	85.57	85.57
	v) Property Deposit taken				0.12	0.12
						-
	v) Guarantee given/(adjusted) by the Company		-	-	106.51	106.51
					353.92	353.92
	vi) Guarantee given to the Company's Banker				1,950.00	1,950.00
					1,950.00	1,950.00

Notes : Figures in bold type relate to the current year and figures in normal type relate to previous year.



Notes forming part of consolidated financial statements (Contd.)

ii) Details in respect of material transactions with related parties

(Rs. in crore)

Purchase of Goods:		Interest Paid	
Mukand Sumi Metal Processing Ltd*	-	Mukand Sumi Special Steel Ltd	0.99
	30.15		2.53
Mukand Sumi Special Steel Ltd	41.39	Jamnalal Sons Pvt Ltd	-
	39.06		42.92
Sale of Goods:		Kamalnayan Investment & Trading Pvt Ltd	-
Mukand Sumi Metal Processing Ltd*	-		0.36
	284.29	Baroda Industries Pvt. Ltd.	-
Mukand Sumi Special Steel Ltd	1,825.71		0.05
	2,185.14	Bachharaj & Company Pvt Ltd	-
Purchase of Fixed Assets			11.74
Mukand Sumi Special Steel Ltd	1.00	Bachharaj Factories Pvt Ltd	-
	24.00		0.07
Sale of Investments		Bajaj Sevashram Pvt Ltd	-
Jamnalal Sons Pvt Ltd	147.58		9.38
	-	Sanrajnayan Investments Pvt Ltd	-
Services Received:			1.70
Hospet Steels Ltd	70.94	Niraj Holding Pvt Ltd	-
	65.02		0.35
Hindustan Housing Co. Ltd	0.08	Shekhar Holding Pvt Ltd	-
	0.14		0.41
Mukand Sumi Metal Processing Ltd	-	Rahul Securities Pvt Ltd	-
	5.04		0.71
Mukand Sumi Special Steel Ltd	6.41	Madhur Securities Pvt Ltd	-
	12.69		0.41
Jamnalal Sons Pvt Ltd	7.52	Interest / Dividend / Received	
	6.83	Mukand Sumi Special Steel Ltd	0.12
Bachharaj & Company Pvt Ltd	0.16		1.31
	0.16	Dividend paid	
Malvi Ranchoddas & Co	0.14	Jamnalal Sons Pvt Ltd	5.76
	0.33		4.48
Bajaj Finserv Ltd	-	Baroda Industries Pvt Ltd	3.67
	0.12		2.55
Bajaj Allianz General Insurance Co Ltd	7.60	Relatives of Director/ Director and Promoter Group	4.54
	8.61		2.17
Hind Musafir Agency Ltd	0.83	Bachharaj & Company Pvt Ltd	2.99
	0.69		2.40
Services Rendered:		Bajaj Sevashram Pvt Ltd	2.78
Mukand Sumi Metal Processing Ltd	-		2.08
	54.57	Sanrajnayan Investments Pvt Ltd	0.45
Mukand Sumi Special Steel Ltd	145.45		0.34
	136.27	Bachharaj Factories Pvt Ltd	1.40
Bajaj Finserv Asset Management Company Ltd.	0.13		1.05
	-	Guarantees given/(Adjusted)by the Company	
Remuneration to Executive Directors & Other KMPs #		Mukand Sumi Special Steel Ltd	(247.41)
Short term employment benefit	2.91		(96.09)
	3.33	Guarantee given to the Company's Banker(net)	
Post Employment Benefits	3.36	Jamnalal Sons Pvt Ltd	-
	1.80		(250.00)
Remuneration to Non-Executive / Independent Directors		Finance taken including equity / (re-payment of loans & advances) - Net	
Sitting Fees & Travelling Expenses	0.43		
	0.41		

Notes forming part of consolidated financial statements (Contd.)

(Rs. in crore)

Jamnalal Sons Pvt Ltd	-	Balances at the close of the year:	
	(613.02)	i) Amount Receivable (net of ECL/amount written off)	
Mukand Sumi Special Steel Ltd	-	Mukand Sumi Special Steel Ltd	47.78
	7.62		34.31
Bachharaj & Company Pvt Ltd	-	Bajaj Allianz General Insurance Co Ltd	0.70
	(176.97)		0.75
Bajaj Sevashram Pvt Ltd	-	ii) Amount Payable	
	(112.10)	Hospet Steels Ltd	9.69
Sanrajnayan Investments Pvt Ltd	-		11.67
	(35.00)	Mukand Sumi Special Steel Ltd	15.31
Finance given including equity / (re-payment of loans & advances) - Net	0.18		3.25
Bombay Forgings Ltd	2.79	Bachharaj & Company Pvt Ltd	0.01
Shares Received on Demerger			-
Mukand Sumi Special Steel Ltd	-	Remuneration to Key Management Personnel/Exp payable to Relatives of KMP	0.15
	147.58		0.14
Investment in Mutual Fund		Hind Musafir Agency Ltd	0.03
Bajaj Finserv Asset Management Company Ltd.	82.00		0.05
	-	iii) Amount Receivable in respect of loans & advances	
Redemption (including Gain) of Mutual Fund		Bombay Forgings Ltd	0.24
Bajaj Finserv Asset Management Company Ltd.	82.14		-
	-	Mukand Sumi Special Steel Ltd	28.33
Security Deposit received		iv) Amount Payable in respect of loans & advances	
Bajaj Finserv Asset Management Company Ltd.	0.12	Mukand Sumi Special Steel Ltd	85.57
	-	Guarantees given by the Company	
Share allotment on account of merger (paid up value)		Mukand Sumi Special Steel Ltd	106.51
Jamnalal Sons Pvt Ltd	-		353.92
	0.54	Guarantee given to the Company's Banker	
Bajaj Sevashram Pvt Ltd	-	Jamnalal Sons Pvt Ltd	1,950.00
	0.04		1,950.00
Niraj Bajaj	-		
	0.16		
Other Promoter Group	-		
	0.05		

Note: Figures in bold type relate to the current year and figures in normal type relate to previous year.

The aforesaid amount does not include amount in respect of Gratuity and Leave for KMP who were employed throughout the year as the same is not determinable.

*The transactions pertaining to alloy steel business up to effective date of demerger of Mukand Sumi Metal Processing Limited(MSMPL) have been allocated by MSMPL to Mukand Sumi Special Steel(MSSSL).However, RPT with MSMPL and MSSSL are reported on actual basis.

NOTE 43: MONETIZATION OF ASSETS :

During the year under report Mukand Ltd (the Company) has

Disposed off 5.51% of equity stake in held by the Company in Mukand Sumi Special Steel Ltd, to Jamnalal Sons Private Ltd, and entity belonging to the promoter group of the Company on May 02, 2023 for a total consideration of Rs 147.58 crore.

NOTE 44: EMPLOYEE BENEFITS**Defined contribution plans**

The Group contributes on a defined contribution basis to employees' provident fund and superannuation fund.

Contributions are made to provident fund in India for employees at the rate of 12% of basic salary as per regulations. The contributions are made to registered provident fund (an exempted Trust). The obligation of the Group is limited to the amount contributed and it has no further contractual nor any constructive obligation.



Notes forming part of consolidated financial statements (Contd.)

The expense recognised during the period towards defined contribution plan

Particulars	(Rs. in crore)	
	For the Year Ended 31st March, 2024	For the Year Ended 31st March, 2023
Employer's Contribution to PF	7.38	6.79
Employer's Contribution to FPF	1.71	1.90
Employer's Contribution to EDLI	0.44	0.38
Employer's Contribution to ESIC	0.05	0.04
Employer's Contribution to Maharashtra Labour Welfare fund	0.03	0.07
Employer's Contribution to Superannuation Fund	2.89	3.51

Defined benefit plans

Compensated Leave

The leave obligations cover the Company's liability for earned leave and sick leave. The compensated absences charged in the Statement of Profit and Loss for the year ended March 31, 2024 based on actuarial valuation is Rs. 0.03 Crore (previous year Rs. 0.31 crore).

Gratuity

The Company provides for gratuity for employees as per Company's Scheme/s. Employees who are in continuous service for a period of 5 years are eligible for gratuity. The amount of gratuity payable on retirement/termination is based on the employees last drawn basic salary, special allowance and dearness allowance per month and as per the Schemes applicable to those employees from time to time. The gratuity plan is a funded plan. The scheme is funded with Life Insurance Corporation in the form of a qualifying insurance policy.

The actuarial valuation of the defined benefit obligation (DBO) was carried out at the balance sheet date. The present value of the defined benefit obligations and the related current service cost and past service cost were measured using the Projected Unit Credit Method.

Based on the actuarial valuation obtained in this respect, the following table sets out the details of the employee benefit obligation as at balance sheet date:

Defined benefit plans	(Rs. in crore)	
	For the year ended March 31, 2024	For the year ended March 31, 2023
	Gratuity (funded)	Gratuity (funded)
I Expenses recognised in statement of profit and loss during the year:		
Current Service Cost	2.58	2.57
Past Service Cost	-	5.00
Interest cost on benefit obligation	2.24	2.12
Total Expenses	4.82	9.69
II Expenses recognised in OCI		
Actuarial (Gain) / Losses due to Financial Assumption changes in DBO	0.77	(0.93)
Actuarial (Gain)/ Losses due to Experience on DBO	7.76	1.31
Return on plan assets, excluding amount recognised in net interest expense	0.13	0.05
Total Expenses	8.66	0.43
III Net Asset /(Liability) recognised as at balance sheet date:		
Present value of defined benefit obligation	(62.93)	(57.17)
Fair Value of Plan Assets	23.55	26.71
Funded status [Surplus/(Deficit)]	(39.38)	(30.46)

Notes forming part of consolidated financial statements (Contd.)

Defined benefit plans	For the year ended March 31, 2024	For the year ended March 31, 2023
	Gratuity (funded)	Gratuity (funded)
IV Movements in present value of defined benefit obligation		
Present value of defined benefit obligation at the beginning of the year	57.17	54.01
Current Service Cost	2.58	2.72
Past service cost / acquisition adjustment	-	3.87
Interest Cost	4.24	4.11
Actuarial (Gain)/Loss	8.53	0.23
Benefits paid	(9.59)	(7.77)
Other adjustment	-	-
Present value of defined benefit obligation at the end of the year	62.93	57.17
V Movements in fair value of the plan assets		
Opening fair value of plan assets	26.71	27.87
Investment income	1.98	1.99
Return on plan assets, excluding amount recognised in net interest expense	(0.13)	(0.05)
Contribution from Employer	4.59	4.54
Benefits paid	(9.59)	(7.72)
Transfer in	-	0.08
Closing fair value of the plan asset	23.56	26.71
VI Maturity profile of defined benefit obligation		
Within the next 12 months (next annual reporting period)	12.08	9.90
Between 2 and 5 years	29.43	25.21
Between 6 and 10 years	29.55	29.76
More than 10 years	38.96	38.41
VII Quantitative sensitivity analysis for significant assumptions is as below:		
1 Increase/(decrease) on present value of defined benefit obligation at the end of the year		
(i) +100 basis points increase in discount rate	(3.69)	(3.44)
(ii) -100 basis points decrease in discount rate	4.15	3.88
(iii) +100 basis points increase in rate of salary increase	4.24	3.98
(iv) -100 basis points decrease in rate of salary increase	(3.83)	3.58
2 Sensitivity analysis method		
Sensitivity analysis performed by varying a single parameter while keeping all the other parameters unchanged. Sensitivity analysis fails to focus on the interrelationship between underlying parameters. Hence, the results may vary if two or more variables are changed simultaneously. The method used does not indicate anything about the likelihood of change in any parameter and the extent of the change if any.		
VIII Actuarial Assumptions:	As at March 31, 2024	As at March 31, 2023
1 Discount rate	7.20%	7.40%
2 Expected rate of salary increase	4.00% p.a.	4.00% p.a. to 5.00% p.a.
3 Attrition rate	2.00%	2.00%
4 Mortality	Indian Assured Lives Mortality (2012-14) Ultimate	Indian Assured Lives Mortality (2012-14) Ultimate



Notes forming part of consolidated financial statements (Contd.)

Notes:

- The rate used to discount post-employment benefit obligations is determined by reference to market yields at the end of the reporting period on government bonds.
- The estimates of future salary increases considered in the actuarial valuation take account of inflation, seniority, promotion and other relevant factors, such as supply and demand in the employment market.
- The gratuity fund of Mukand Limited is managed by Life Insurance Corporation of India insurance company, details of fund invested by insurer are not available with company.
- The Company expects to make a contribution of Rs. 6 Crore to the defined benefit plans (gratuity - funded) during the next financial year.
- The average duration of the defined benefit plan obligation at the end of the reporting period is 6 years.

Risk exposure

Valuations are performed on certain basic set of pre-determined assumptions and other regulatory frame work which may vary over time. Thus, the Group is exposed to various risks in providing the above gratuity benefit which are as follows:

Interest Rate risk: The plan exposes the Group to the risk of fall in interest rates. A fall in interest rates will result in an increase in the ultimate cost of providing the above benefit and will thus result in an increase in the value of the liability (as shown in financial statements).

Liquidity Risk:

This is the risk that the Group is not able to meet the short-term gratuity payouts. This may arise due to non-availability of enough cash / cash equivalent to meet the liabilities or holding of illiquid assets not being sold in time.

Salary Escalation Risk: The present value of the defined benefit plan is calculated with the assumption of salary increase rate of plan participants in future. Deviation in the rate of increase of salary in future for plan participants from the rate of increase in salary used to determine the present value of obligation will have a bearing on the plan's liability.

Demographic Risk: The Group has used certain mortality and attrition assumptions in valuation of the liability. The Group is exposed to the risk of actual experience turning out to be worse compared to the assumptions.

Regulatory Risk: Gratuity benefit is paid in accordance with the requirements of the Payment of Gratuity Act, 1972 (as amended from time to time) and Company's Schemes for different category of employees. There is a risk of change in regulations requiring higher gratuity payouts (e.g. increase in the maximum limit on gratuity of Rs. 20,00,000).

Asset Liability Mismatching or Market Risk: The duration of the liability is longer compared to duration of assets, exposing the Company to the market risk for volatilities/fall in interest rate.

Investment Risk: The probability or likelihood of occurrence of losses relative to the expected return on any particular investment.

NOTE 45: RECONCILIATION OF LIABILITIES ARISING FROM FINANCING ACTIVITIES

Particulars	(Rs. in crore)					
	Opening Balance	Cash Movement	Foreign exchange changes	Fair value changes	Others	Closing Balance
March 31, 2024						
Fixed Deposits	43.04	0.58	-	-	-	43.62
Preference Share Liability	5.63	-	-	-	-	5.63
Borrowings	1,456.23	(16.21)	-	-	-	1,440.02
Total	1,504.90	(15.63)	-	-	-	1,489.27
March 31, 2023						
Fixed Deposits	16.46	26.58	-	-	-	43.04
Preference Share Liability	5.63	-	-	-	-	5.63
Borrowings	2,014.68	(558.45)	-	-	-	1,456.23
Total	2,036.77	(531.87)	-	-	-	1,504.90

These cash movements are included in the cash flow statement under cash flow from financing activities.

NOTE 46 : FAIR VALUE MEASUREMENTS

A. Accounting classification and fair values

The following table shows the carrying amounts and fair values of financial assets and financial liabilities, including their levels in the fair value hierarchy. It does not include fair value information for financial assets and financial liabilities not measured at fair value if the carrying amount is a reasonable approximation of fair value.

Notes forming part of consolidated financial statements (Contd.)

(Rs. in crore)

	Carrying Amount				Fair Value			
	FVTPL	FVTOCI	Amortised Cost	Total	Level 1	Level 2	Level 3	Total
1 Financial Assets and Liabilities as at March 31, 2024								
a Non-Current Financial Assets								
Investments in Quoted Equity Instruments	9.83			9.83	1.76		8.07	9.83
Other Financial Assets			17.31	17.31			-	-
b Current Financial Assets								
Trade Receivable			532.99	532.99			-	-
Cash & Cash Equivalents			51.01	51.01			-	-
Other Bank Balance			2.20	2.20			-	-
Loans			31.05	31.05			-	-
Other Financial Assets			54.83	54.83			-	-
Current Investment	-			-	-		-	-
Total	9.83	-	689.39	699.22	1.76	-	8.07	9.83
c Non-current Financial liabilities								
Borrowings			1,433.09	1,433.09			-	-
Other Financial Liabilities			0.37	0.37			-	-
d Current Financial liabilities								
Short term borrowings			55.96	55.96			-	-
Trade Payables			439.75	439.75			-	-
Other Financial Liabilities	0.13		25.56	25.69		-	-	-
Total	0.13	-	1,954.73	1,954.86	-	-	-	-
2 Financial Assets and Liabilities as at March 31, 2023								
a Non-Current Financial Assets								
Investments in Quoted Equity Instruments	1.35			1.35	1.35		-	1.35
Other Financial Assets			18.43	18.43			-	-
b Current Financial Assets								
Trade Receivable			462.91	462.91			-	-
Cash & Cash Equivalents			39.36	39.36			-	-
Other Bank Balance			2.43	2.43			-	-
Loans			50.57	50.57			-	-
Current Investment	157.59		-	157.59	10.01		147.58	157.59
Other Financial Assets			78.93	78.93			-	-
Total	158.94	-	652.63	811.57	11.36	-	147.58	158.94
c Non-current Financial liabilities								
Borrowings			1,448.39	1,448.39			-	-
Other Financial Liabilities			0.25	0.25			-	-
d Current Financial liabilities								
Short term borrowings			56.23	56.23			-	-
Trade Payables			536.18	536.18			-	-
Other Financial Liabilities	-		44.65	44.65		-	-	-
Total	-	-	2,085.70	2,085.70	-	-	-	-



Notes forming part of consolidated financial statements (Contd.)

B. Measurement of fair value

The following methods and assumptions were used to estimate the fair values:

- a) The carrying amounts of trade receivables, trade payables, deposits, other receivables, cash and cash equivalent including other current bank balances and other liabilities including deposits, creditors for capital expenditure, etc. are considered to be the same as their fair values, due to current and short term nature of such balances.
- b) Financial instruments with fixed and variable interest rates are evaluated by the Company based on parameters such as interest rates and individual credit worthiness of the counterparty. Based on this evaluation, allowances if required, are taken to account for expected losses of these receivables.
- c) The fair values for investment in equity shares other than quoted equity shares were calculated based on cash flows discounted using a current lending rate. They are classified as level 3 fair values in the fair value hierarchy due to the inclusion of unobservable inputs.
- d) The fair value of the Equity Investments which are quoted, are derived from quoted market prices in active market.
- e) The fair values of investments in mutual fund units is based on the net asset value ('NAV') as stated by the issuers of these mutual fund units in the published statements as at Balance Sheet date. NAV represents the price at which the issuer will issue further units of mutual fund and the price at which issuers will redeem such units from the investors.

C. Fair Value Hierarchy

The fair value of financial instruments as referred to above have been classified into three categories depending on the inputs used in the valuation technique. The hierarchy gives the highest priority to quoted prices in active markets for identical assets or liabilities (Level 1 measurements) and lowest priority to unobservable inputs (Level 3 measurements).

Level 1: Level 1 hierarchy includes financial instruments measured using quoted prices. This includes listed equity instruments and mutual funds that have quoted price. The fair value of all equity instruments which are traded in the stock exchanges is valued using the closing price as at the reporting period.

Level 2: The fair value of financial instruments that are not traded in an active market is determined using valuation techniques which maximise the use of observable market data and rely as little as possible on entity-specific estimates. If all significant inputs required to fair value an instrument are observable, the instrument is included in level 2.

Level 3: If one or more of the significant inputs is not based on observable market data, the instrument is included in level 3. This is the case for unlisted equity securities included in level 3.

47 FINANCIAL RISK MANAGEMENT

The process of identification and evaluation of various risks inherent in the business environment and the operations of the Company and initiation of appropriate measures for prevention and/or mitigation of the same are dealt with by the concerned operational heads under the overall supervision of the Managing Director of the Company. The Audit Committee periodically reviews the adequacy and efficacy of the overall risk management system. The Company's financial risk management is an integral part of how to plan and execute its business strategies. The Company has in place adequate Internal Financial Controls with reference to financial statements and such internal financial controls are operating effectively. Your Company has adopted policies and procedures for ensuring the orderly and efficient conduct of its business, including adherence to the Company's policies, the safeguarding of its assets, prevention and detection of frauds and errors, accuracy and completeness of accounting records and timely preparation of reliable financial statements.

The Group has exposure to the following risks arising from financial instruments:

- Credit risk
- Liquidity risk and
- Market risk

A Credit risk

Credit risk is the risk of financial loss to the Company if a customer or counterparty to a financial instrument fails to meet its contractual obligations, and arises principally from the Company's trade and other receivables. The carrying amounts of financial assets represent the maximum credit risk exposure.

i. Trade receivables

The Company is recording the allowance for expected credit losses for all financial assets not held at FVTPL, together with loan commitments and financial guarantee contracts, (in this section all referred to as 'financial instruments'). Equity instruments are not subject to impairment under IND AS 109.

The ECL allowance is based on:

- a) 12 months' expected credit loss (12mECL) where there is no significant increase in credit risk since origination and;

Notes forming part of consolidated financial statements (Contd.)

b) on the credit losses expected to arise over the life of the asset (the lifetime expected credit loss or LTECL).

The 12mECL is the portion of LTECL that represents the ECL that results from default events on a financial instrument that are possible within the 12 months after the reporting date. Both LTECL and 12mECL are calculated on individual and collective basis, depending on the nature of the underlying financial assets.

The Company has established a policy to perform an assessment, at the end of each reporting period, of whether a financial instrument's credit risk has increased significantly since initial recognition.

Based on the above process, the Company groups its Financial assets into Stage 1, Stage 2, Stage 3, as described below:

Stage 1 : When financial assets are first recognised, the Company recognises an allowance based on 12mECL. Stage 1 loans also include facilities where the credit risk has improved and the loan has been reclassified from Stage 2 or Stage 3.

Stage 2: When a financial assets has shown a significant increase in credit risk since origination, the company records an allowance for the LTECL. Stage 2 financial assets, where the credit risk has improved and the loan has been reclassified from Stage 3.

Stage 3: Loans considered credit-impaired. The Company records an allowance for the LTECL.

The ageing analysis of trade receivables (net of provision) has been considered from the date the invoice falls due -

Particulars	(Rs. in crore)	
	As at 31st March, 2024	As at 31st March, 2023
Trade Receivable		
0 to 180 days due past due date (including not due)	525.81	471.20
More than 180 days upto 1 year past due date	15.88	2.54
More than 1 year upto 2 years past due date	8.08	4.05
More than 2 year upto 3 years past due date	6.14	0.05
More than 3 years past due date	31.16	37.13
Total	587.07	514.97
Less : Provision for Expected Credit Loss / Doubtful Debts		
0 to 180 days due past due date (including not due)	(19.50)	(20.25)
More than 180 days upto 1 year past due date	(4.19)	(2.54)
More than 1 year upto 2 years past due date	(4.23)	(4.05)
More than 2 year upto 3 years past due date	(4.17)	(0.05)
More than 3 years past due date	(21.99)	(25.17)
Total	(54.08)	(52.06)
	532.99	462.91

The Group does not have any disputed trade receivable as on 31st March 2024 (previous year: Nil)

The following table summarizes the changes in loss allowances measured using life time expected credit loss model for trade and Other Receivables -

Particulars	(Rs. in crore)	
	As at 31st March, 2024	As at 31st March, 2023
Opening Provision	148.51	66.91
Provision during the year	19.95	81.60
Reversal of provision	(77.69)	-
Closing provision	90.77	148.51

iii. Cash and bank balances

The Company held cash and cash equivalent and other bank balance of Rs.53.21 crores at March 31, 2024 (March 31, 2023: Rs 41.79 crores). The same are held with banks with good credit rating.

iv. Others

Other than trade financial assets reported above, the Group has no other financial assets which carries any significant credit risk.



Notes forming part of consolidated financial statements (Contd.)

(B) Liquidity risk

Liquidity risk is the risk that the Group will encounter difficulty in meeting the obligations associated with its financial liabilities that are settled by delivering cash or another financial asset. The Group's approach to managing liquidity is to ensure, as far as possible, that it will have sufficient liquidity to meet its liabilities when they are due, under both normal and stressed conditions, without incurring unacceptable losses or risking damage to the Group's reputation.

Management monitors rolling forecasts of the Group's liquidity position and cash and cash equivalents on the basis of expected cash flows.

(i) Maturities of financial liabilities

The following are the remaining contractual maturities of financial liabilities at the reporting date. The amounts are gross and undiscounted, and include contractual interest payments.

(Rs. in crore)				
Contractual maturities of financial liabilities 31st March 2024	1 year or less	1-2 years	More than 2 years	Total
Non-Derivative				
Long term borrowings	15.94	1,425.83	1.63	1,443.40
Preference Share Capital	-	-	5.63	5.63
Short term borrowings	40.02	-	-	40.02
Trade payables	439.75	-	-	439.75
Other financial liabilities	25.69	0.25	0.12	26.06
Total	521.40	1,426.08	7.38	1,954.86
Derivatives	183.71	-	-	183.71
Total	183.71	-	-	183.71

(Rs. in crore)				
Contractual maturities of financial liabilities 31st March 2023	1 year or less	1-2 years	More than 2 years	Total
Non-Derivative				
Long term borrowings	0.12	16.04	1,426.88	1,443.04
Preference Share Capital	-	-	5.63	5.63
Short term borrowings	56.23	-	-	56.23
Trade payables	536.18	-	-	536.18
Other financial liabilities	44.53	-	0.25	44.78
Total	637.06	16.04	1,432.76	2,085.86
Derivatives	265.69	-	-	265.69
Total	265.69	-	-	265.69

(ii) The ageing analysis of trade payables-

(Rs. in crore)		
Particulars	31-Mar-24	31-Mar-23
Dues to Micro Enterprises and Small Enterprises Not Due and upto 1 yr(not overdue)	18.33	29.15
Other than to Micro Enterprises and Small Enterprises		
Acceptances Not Due and upto 1 yr	0.07	0.14
Trade Payables Not Due and upto 1 yr	415.52	502.85
Trade Payables >1 yr upto 2 yr	1.50	0.94
Trade Payables >2 yr upto 3 yr	0.09	0.27
Trade Payables >3 yr	4.24	2.83
	421.35	506.89
Total Other than to Micro Enterprises and Small Enterprises	421.42	507.03
Total	439.75	536.18

The Company does not have any disputed trade payable as on 31st March 2024 (previous year: Nil)

Notes forming part of consolidated financial statements (Contd.)

C Market risk

Market risk is the risk that changes in market prices, such as interest rates (interest rate risk), will affect the Group's income. The objective of market risk management is to manage and control market risk exposures within acceptable parameters, while optimising the return.

Interest rate risk

Interest rate risk is the risk that the fair value or future cashflows of a financial instrument will fluctuate because of changes in market interest rates. The Group's exposure to the risk of changes in market interest rates relates primarily to the Group's long term debt obligation at floating interest rates. The Group's fixed rate borrowings are carried at amortised cost. They are therefore not subject to interest rate risk as defined in Ind AS 107, since neither the carrying amount nor the future cash flows will fluctuate because of a change in market interest rates.

(a) Interest rate risk exposure

The exposure of the Group's borrowing to interest rate changes at the end of the reporting period are as follows:

Particulars	31st March, 2024 (Rs. in crore)	31st March, 2023 (Rs. in crore)
Variable rate borrowings	1,400.00	1,400.00
Fixed rate borrowings	89.27	104.72
Total borrowings	1,489.27	1,504.72

(b) Sensitivity:

A change of 100 basis points in interest rates would have following impact on profit after tax and equity -

Particulars	31st March, 2024 (Rs. in crore)	31st March, 2023 (Rs. in crore)
Interest rates – increase by 100 basis points *	10.48	7.48
Interest rates – decrease by 100 basis points *	(10.48)	(7.48)

* Holding all other variables constant

Foreign Exchange Risk

Foreign exchange risk arises on future commercial transactions and on all recognised monetary assets and liabilities, which are denominated in a currency other than the functional currency of the Company. The Company's management has set a policy wherein exposure is identified, a benchmark is set and monitored closely and accordingly suitable hedges are taken. The Company's foreign currency exposure arises mainly from foreign exchange imports and exports primarily with respect to USD and EURO. Additionally, there are transaction which are entered into in other currencies are not significant in relation to total volume of the foreign currency exposures.

i) Derivative instruments outstanding:

Particulars	As at 31-Mar-2024			As at 31-Mar-2023		
	USD	EURO	Equivalent (Rs. in crore)	USD	EURO	Equivalent (Rs. in crore)
For Imports	1.09	0.06	90.60	2.34	0.01	192.83
			5.24			1.24
For Exports	0.58	0.44	48.43	0.31	0.49	26.43
			39.44			44.91

ii) Foreign Currency exposure that are not hedged by derivative instruments:

	Trade Receivables	Equip Rs. in cr	Trade Payables	Equip Rs. in cr	Others	Equip Rs. in cr	Total	Equip Rs. in cr
USD	0.0000	0.0000	0.0000	0.0000	0.0000	0.0000	0.0000	0.0000
	0.0000	0.0000	0.0083	0.6780	0.0000	0.0000	0.0083	0.6780
EURO	0.0000	0.0000	0.0000	0.0000	0.0000	0.0000	0.0000	0.0000
	0.0000	0.0000	0.0191	1.7084	0.0000	0.0000	0.0191	1.7084
Others*	0.0000	0.0000	0.0003	0.0264	0.0000	0.0000	0.0003	0.0264
	0.0000	0.0000	0.1458	0.0994	0.0000	0.0000	0.1458	0.0994
					Total 2023-24		0.0003	0.03
					Total 2022-23		0.17	2.49

*Others mainly includes currencies namely Japanese Yen, Australian Dollar, Omani Rial

Figures in Bold type relate to current year and figures in normal type relate to previous year.



Notes forming part of consolidated financial statements (Contd.)

iii) Sensitivity if the Exchange rate moves upward / downward by Rs. 1/-

Liability Movement	Rs. in crore	
	Increase	Decrease
Upward movement	0.0003	
	0.0300	
Downward movement		(0.0003)
		(0.0300)

NOTE 48: FINANCIALS RATIOS

	Refer Note	31-Mar-24	31-Mar-23
1 Current Ratio Current Assets / Current Liabilities	(b)	3.69	3.04
2 Net Debt Equity Ratio Net Debt = Non Current & Current Borrowings - Current Investments - Cash & Cash Equivalents Equity = Equity Capital + Other Equity	(a)	1.56	1.53
3 Debt service coverage ratio EBIDTA / (Net Finance Charges + Net changes in Non Current Borrowings & Current Maturities)	(d)	2.43	0.65
4 Return on Equity % PAT / Average Equity	(b) & (c)	11.57%	22.60%
5 Inventory turnover ratio COGS / Average Inventory	(b)	3.14	3.85
6 Debtors turnover ratio Revenue from Operations / Average Debtors	(b)	10.39	11.66
7 Trade Payables turnover ratio Purchases / Average Trade Payables	(b)	9.91	11.12
8 Net Capital turnover ratio Working Capital / Revenue from Operations	(b)	0.33	0.21
9 Net Profit ratio (%) Total Comprehensive Income / Total Income	(c)	1.85%	2.80%
10 Return on Capital Employed EBIT / Capital Employed	(a) & (c)	10.67%	13.80%
11 Return on Investment Dividends+Fair Value changes in Non Current & Current Investments / (Non Current Investments+ Current Investments)	(c)	19.02%	11.69%

Note :

- The leverage ratios have marginally reduced due to decrease in profitability and debt at the same level of the previous year
- The Working Capital ratios have increased primarily due to increase in working capital during the year
- The profitability ratios have reduced primarily due to reduction in the margins between revenue & expenditure
- Due to no major repayment of debt DSCR was high

Notes forming part of consolidated financial statements (Contd.)

NOTE 49 : SEGMENT INFORMATION FOR THE YEAR ENDED 31ST MARCH, 2023

A. Primary Segment - (Business Segment) :

(Rs. in crore)

Sr. No.	Particulars	2023-24	2022-23
1	Segment Revenue		
	Specialty Steel	4,953.00	5,429.42
	Industrial Machinery & Engineering Contracts	223.08	140.33
	Less : Inter Segment Revenue	(1.27)	(2.15)
	Total Segment Revenue	5,174.81	5,567.60
2	Segment Result		
	Specialty Steel	236.05	389.56
	Industrial Machinery & Engineering Contracts	17.42	(22.25)
	Less : Inter Segment Revenue	(0.21)	(0.36)
	Total Segment Result	253.26	366.95
	Add : Interest Income	7.21	12.44
	Other Income	7.61	21.28
	Share in Profits of Associates and Joint Ventures	-	(6.51)
	Less : Unallocable Expenditure	(9.78)	(44.91)
	Profit before Finance cost	258.30	349.25
	Less : Finance Cost	(131.47)	(176.97)
	Profit before Tax	126.83	172.27
3	Segment Assets / Liabilities	As at	As at
		31-Mar-24	31-Mar-23
(i)	Segment Assets		
	Specialty Steel	2,454.22	2,419.67
	Industrial Machinery & Engineering Contracts	253.74	253.66
	Asset Held for Sale	23.24	18.81
	Un-allocated Assets	312.93	501.11
	Total Assets	3,044.13	3,193.25
(ii)	Segment Liabilities		
	Specialty Steel	428.18	634.71
	Industrial Machinery & Engineering Contracts	139.19	103.98
	Un-allocated Liabilities	1,555.66	1,600.78
	Total Liabilities	2,123.03	2,339.47
4	Total Net Capital Employed	921.10	853.78



Notes forming part of consolidated financial statements (Contd.)

B. Secondary Segment - (Information of Geographical Areas) :

Particulars	(Rs. in crore)	
	2023-24	2022-23
Segment Revenue		
India	4,815.10	5,079.56
Rest of the World	359.71	488.04
	5,174.81	5,567.60
Non Current Assets #		
India	558.43	568.11
Rest of the World	-	-

other than financial instruments, deferred tax assets, post-employment benefit assets.

C. Other Disclosure

Business segment has been disclosed as primary segment.

Types of products and services in each business segment:

1 - Steel – billets, blooms, rounds, wire rods, bars, rods and sections, bright bars and wires of special & alloy steel and stainless steel.

2 - Industrial Machinery and Engineering Contracts - EOT and other cranes, steel structurals, material handling equipment, processing plant and equipment, etc.

3 - Others - Comprise Segments of Road Construction, property development and income from operations of Non-banking Financial Activities.

The segments as reported above include trading activity of the respective segments.

The Segment Information include the respective amounts identifiable to each of the segments and amounts allocated on a reasonable basis.

During the year ended 31-03-2024 at group level company made sale to two group customers in Steel Segment of Rs.3069.11 crore (PY one group company Rs.3,498.93 crore) resulting into more than 10 % of the total group revenue.

Notes forming part of consolidated financial statements (Contd.)

(Rs. in crore)

NOTE 50 : STATEMENT OF NET ASSETS AND PROFIT OR LOSS ATTRIBUTABLE TO OWNERS.

Sr. No.	Name	Net Assets		Share in Profit or (Loss)		Share in Other Comprehensive Income		Share in Total Comprehensive Income								
		31-Mar-24		2023-24		2023-24		2023-24								
		As % of consolidated net assets	Amount	As % of consolidated profit or (loss)	Amount	As % of consolidated other comprehensive income	Amount	As % of consolidated total comprehensive income	Amount	As % of consolidated total comprehensive income						
	Mukand Limited - Holding Company	102.74%	946.32	103.24%	881.48	100.94%	103.67	107.98%	185.48	153.24%	(9.93)	5.74	97.42%	93.74	111.03%	191.22
A	Subsidiaries															
(a)	Indian															
(i)	Mukand Sumi Metal Processing Ltd. (MSMPL)	8.34%	76.84	9.48%	80.98	-4.03%	(4.14)	-3.78%	(6.50)	0.00%	-	-	-4.30%	(4.14)	-3.74%	(6.44)
(ii)	Mukand Heavy Engineering Limited(MHEL)	-0.02%	(0.17)			-0.26%	(0.27)			0.00%	-	-	-0.28%	(0.27)		
(b)	Foreign															
(i)	Mukand International FZE (MIFZE)	0.00%	-	0.00%	-	-0.22%	(0.23)	-0.13%	(0.23)	-0.62%	0.04	0.06	-0.20%	(0.19)	-0.11%	(0.19)
B	Joint Ventures															
(ii)	Mukand Sumi Metal Processing Ltd. (MSMPL)	0.00%	-	0.00%	-	0.00%	-	-3.79%	(6.51)	0.00%	-	0.04	0.00%	-	-3.78%	(6.51)
(iii)	Hospet Steels Ltd. (HSL)	0.00%	-	0.00%	-	0.00%	-	0.00%	-	0.00%	-	-	0.00%	-	0.00%	-
C	Associates															
(i)	Bombay Forgings Ltd. (BFL)	0.00%	-	0.00%	-	0.00%	-	0.00%	-	0.00%	-	-	0.00%	-	0.00%	-
(ii)	Stainless India Ltd. (SIL)	0.00%	-	0.00%	-	0.00%	-	0.00%	-	0.00%	-	-	0.00%	-	0.00%	-
	Total	111.06%	1,022.99	112.73%	962.46	96.43%	99.03	100.27%	172.24	152.62%	(9.89)	5.84	92.64%	89.14	103.40%	178.08
	Intercompany elimination and consolidation adjustments	-11.06%	(101.89)	-12.73%	(108.68)	3.57%	3.67	-0.27%	(0.46)	-52.62%	3.41	(5.40)	7.36%	7.08	-3.40%	(5.86)
	Total	100%	921.10	100%	853.78	100%	102.70	100%	171.78	100%	(6.48)	0.44	100.00%	96.22	100.00%	172.22



Notes forming part of consolidated financial statements (Contd.)

NOTE : 51

I Disclosure of transaction with struck off companies

The following table depicts details of balances outstanding in respect of transactions undertaken with the Company struck off under section 248 of the Companies Act, 2013, holding equity shares in the Company :-.

Name of struck off Company	Nature of transactions with struck-off Companies	Relationship with the struck-off Company	Balance as on March 31, 2024	Balance as on March 31, 2023
Amardeep Metals(St.st)	Sale of goods	Customer		
Yogeshwar Industries	Sale of goods	Customer		
Anupam Steels	Sale of goods	Customer		

Details of other struck off entities holding equity shares in the Company is as below:

Name of struck off Company	No's of Share Held 31-03-2024	Paid up Capital As at March 31, 2024	(Amount in Rs)	
			No's of Share Held 31-03-2023	Paid up Capital As at March 31, 2023
Satidham Industries Pvt.ltd.	-	-	8,200	82,000
Ronak Fabrics Pvt. Ltd	500	5,000	1,500	15,000
Global Emerging Markets India Ltd		-	486	4,860
Alcozin India Pvt Ltd	121	1,210	121	1,210
Gagan Trading Co Ltd	80	800	80	800
Popular Stock & Share Services Ltd	80	800	80	800
Atlantic Securities Pvt Ltd	24	240	24	240
Dhurma Bajaj Hld. & Tra. Pvt Ltd	23	230	23	230
Vaishak Shares Limited	3	30	3	30
Splash Technologies Pvt Ltd	1,500	15,000	-	-

- II The Company has not traded or invested in Crypto currency or Virtual Currency during the financial year.
- III The Company have no such transaction which is not recorded in the books of accounts that has been surrendered or disclosed as income during the year in the tax assessments under the Income Tax Act, 1961 (such as, search or survey or any other relevant provisions of the Income Tax Act, 1961).
- IV The Company has complied with the number of layers prescribed under clause (87) of section 2 of the Act read with the Companies (Restriction on number of Layers) Rules, 2017.
- V The Code on Social Security, 2020 ('Code') has been notified in the Official Gazette in September 2020 which could impact the contribution by the Company towards certain employment benefits. The effective date from which the changes and rules would become applicable is yet to be notified. Impact of the changes will be assessed and accounted in the relevant period of notification of relevant provisions.
- VI Disclosure with respect to monthly / quarterly statement of Current assets filed with Bank
- The Company has not availed any secured loans facilities from bank, hence the company is not required to file monthly/ quarterly returns or statements with the banks.
- VII In view of the aggregate losses as calculated in accordance Sec 135 and 198 of the companies Act,2013 during last 3 years immediately preceding financial years,the company is not required to incur any expenditure in pursuance of the CSR policy for the FY 2023-24.(Previous year : NIL).

Notes forming part of consolidated financial statements (Contd.)**NOTE 52 : OTHER NOTES**

On 8th February, 2024, the Board of Directors of the Company had considered and approved a Scheme of Arrangement ("Scheme") for transfer of the Stainless Steel Cold Finished Bars and Wires Business from Mukand Sumi Metal Processing Limited ("MSMPL"), a wholly-owned subsidiary to the Company by way of demerger ("Demerger"). Since, MSMPL is WOS of the Company, no additional shares shall be issued pursuant to the Demerger.

The Company jointly with MSMPL had filed the Scheme before the National Company Law Tribunal, Mumbai Bench ("Hon'ble NCLT"). In compliance with the NCLT Order, notices have been issued to various Regulatory Authorities. The Scheme shall be subject to sanctions and/or approvals, inter alia, by Regulatory Authorities and Hon'ble NCLT. Pending approval of the Scheme, no effect of the Demerger has been considered in the current financial statements.

NOTE 53 : Previous Year's figures have been regrouped / recast / restated wherever necessary.

As per our attached report of even date

For DHC & Co.

Chartered Accountants
ICAI Firm Registration No. 103525W

Pradhan Dass

Partner
Membership No. 219962
Bengaluru, May 15, 2024

For and on behalf of the Board of Directors**Niraj Bajaj**

Chairman & Managing Director
DIN : 00028261

Dhanesh K Goradia

Chief Financial Officer
Mumbai, May 15, 2024

R Sankaran

Director
DIN : 00381139

Rajendra Sawant

Company Secretary

**MUKAND LIMITED**

(CIN No.: L99999MH1937PLC002726)

Registered Office: Bajaj Bhawan, 3rd Floor, Jamnalal Bajaj Marg, 226, Nariman Point, Mumbai - 400021

Tel: 022-61216666, E-mail: investors@mukand.com, Website: www.mukand.com

Proxy Form**Form No. MGT-11**

[Pursuant to section 105(6) of the Companies Act, 2013 and Rule 19(3) of the Companies (Management and Administration) Rules, 2014]

CIN : L99999MH1937PLC002726
 Name of the company : MUKAND LIMITED
 Registered office : Bajaj Bhawan, 3rd Floor, Jamnalal Bajaj Marg,
 226, Nariman Point, Mumbai 400021
 Tel: 022-61216666, E-mail: investors@mukand.com, Website: www.mukand.com
 Name of the member (s) :
 Registered address :
 E-mail Id :
 Folio No/ Client Id /DP Id :

I/We, being the member (s) of shares of Mukand Ltd. hereby appoint:

- Name : Address:
E-mail Id: Signature: or failing him/her
- Name : Address:
E-mail Id: Signature: or failing him/her
- Name : Address:
E-mail Id: Signature:

as my/our proxy to attend and vote for me/us and on my/our behalf at the 86th Annual General Meeting of the Company, to be held on Monday, August 05, 2024 at 11:30 a.m. at Kamalnayan Bajaj Hall, Bajaj Bhawan, Jamnalal Bajaj Marg, 226, Nariman Point, Mumbai - 400 021 and at any adjournment thereof in respect of such resolutions as are indicated below:

Resl. No.	Details of Resolution	Optional	
		For	Against
Ordinary Business			
1.	To consider and adopt the audited standalone financial statements and audited consolidated financial statements of the Company for the year ended March 31, 2024, together with the Report/s of the Board of Directors and the Auditors thereon		
2.	To declare dividend on 8% Cumulative Redeemable Preference Shares at the rate of 8% on paid up value of shares for the financial year ended March 31, 2024		
3.	To declare a dividend on Equity Shares at the rate of Rs.2/- (Rupees Two) per equity share for the financial year ended March 31, 2024		
4.	To appoint a Director in the place of Shri Niraj Bajaj (DIN: 00028261), who retires by rotation in terms of Section 152(6) of the Companies Act, 2013 and being eligible, offers himself for re-appointment		
Special Business			
5.	Re-appointment of Shri Sankaran Radhakrishnan (DIN: 00381139) as an Independent Director		
6.	Ratification of Cost Auditor's Remuneration		
7.	General approval for Issue of Redeemable Non-convertible Debentures on private placement basis		

Signed this..... day of..... 2024.

Affix Revenue Stamp of Rs.1/-
--

Signature of shareholder

Signature of Proxy holder(s)

Note: This form of proxy in order to be effective should be duly completed, signed stamped and deposited at the Registered Office of the Company, not less than 48 hours before the commencement of the Meeting.

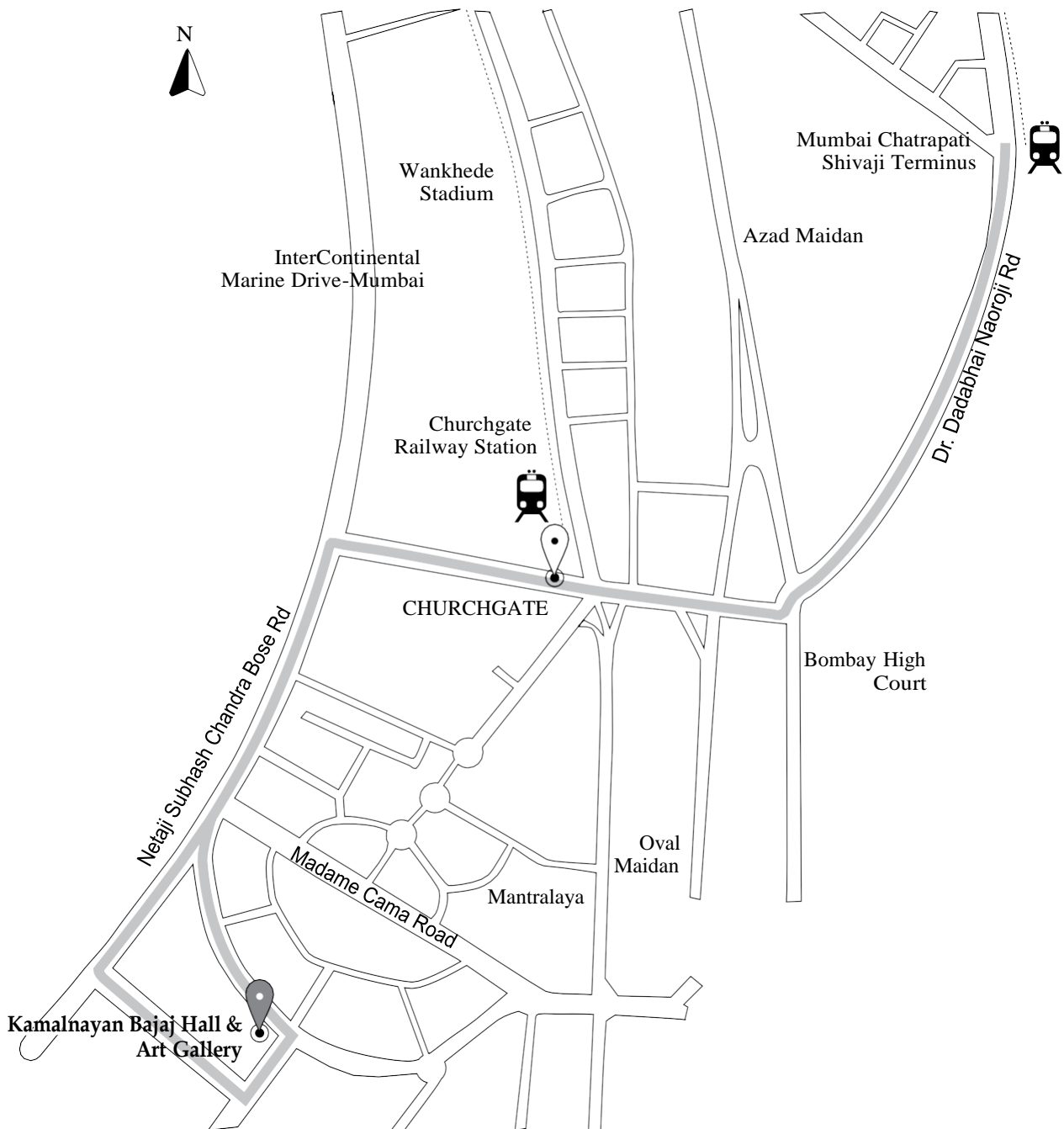
As provided under Regulation 44 of SEBI (Listing Obligations and Disclosures Requirements) Regulations, 2015, the shareholder may vote either for or against each resolution.

Route map to the AGM Venue of:

MUKAND LIMITED

86th Annual General Meeting

Monday, August 05, 2024 at 11:30 a.m.



Venue of AGM:

Kamalnayan Bajaj Hall,
Bajaj Bhavan, Jamnalal Bajaj Marg,
Nariman Point,
Mumbai - 400021
Ph.: 022 6942 4200



MUKAND LIMITED

(CIN: L99999MH1937PLC002726)

Registered Office: Bajaj Bhawan, 3rd Floor, Jamnalal Bajaj Marg, 226, Nariman Point, Mumbai - 400021

Tel: 022-61216666, E-mail: investors@mukand.com, Website: www.mukand.com

ATTENDANCE SLIP

Serial No.

86th ANNUAL GENERAL MEETING HELD ON MONDAY, AUGUST 05, 2024 AT 11.30 A.M.			
Sr. No.	Particulars	Details	
1.	Folio No./DP ID No. /Client ID No.		
2.	Name of the Shareholder		
3.	Address of the sole/first named Shareholder		
4.	Names (s) of the Joint holders, if any		
5.	Details of Shareholding	Class of Shares	No. of Shares
		Equity	
I/We hereby record my/ our presence at the 86th Annual General Meeting of the Company held on Monday, August 05, 2024 at 11:30 a.m. at Kamalnayan Bajaj Hall, Bajaj Bhawan, Jamnalal Bajaj Marg, 226 Nariman Point, Mumbai-400 021			
Place : Mumbai Date : August 05, 2024			
(Signature of the Shareholder/Proxy/Representative*)			

*as per Company records

MUKAND LIMITED

(CIN: L99999MH1937PLC002726)

Registered Office: Bajaj Bhawan, 3rd Floor, Jamnalal Bajaj Marg, 226, Nariman Point, Mumbai - 400021

Tel: 022-61216666, E-mail: investors@mukand.com, Website: www.mukand.com

ATTENDANCE SLIP

Serial No.

86th ANNUAL GENERAL MEETING HELD ON MONDAY, AUGUST 05, 2024 AT 11.30 A.M.			
Sr. No.	Particulars	Details	
1.	Folio No./DP ID No. /Client ID No.		
2.	Name of the Shareholder		
3.	Address of the sole/first named Shareholder		
4.	Names (s) of the Joint holders, if any		
5.	Details of Shareholding	Class of Shares	No. of Shares
		Equity	
I/We hereby record my/ our presence at the 86th Annual General Meeting of the Company held on Monday, August 05, 2024 at 11:30 a.m. at Kamalnayan Bajaj Hall, Bajaj Bhawan, Jamnalal Bajaj Marg, 226 Nariman Point, Mumbai-400 021			
Place : Mumbai Date : August 05, 2024			
(Signature of the Shareholder/Proxy/Representative*)			

*as per Company records





Mukand Limited

Bajaj Bhawan, Jarnlal Bajaj Marg,
226, Nariman Point, Mumbai – 400 021, Maharashtra, India

www.mukand.com